EXHIBIT 180

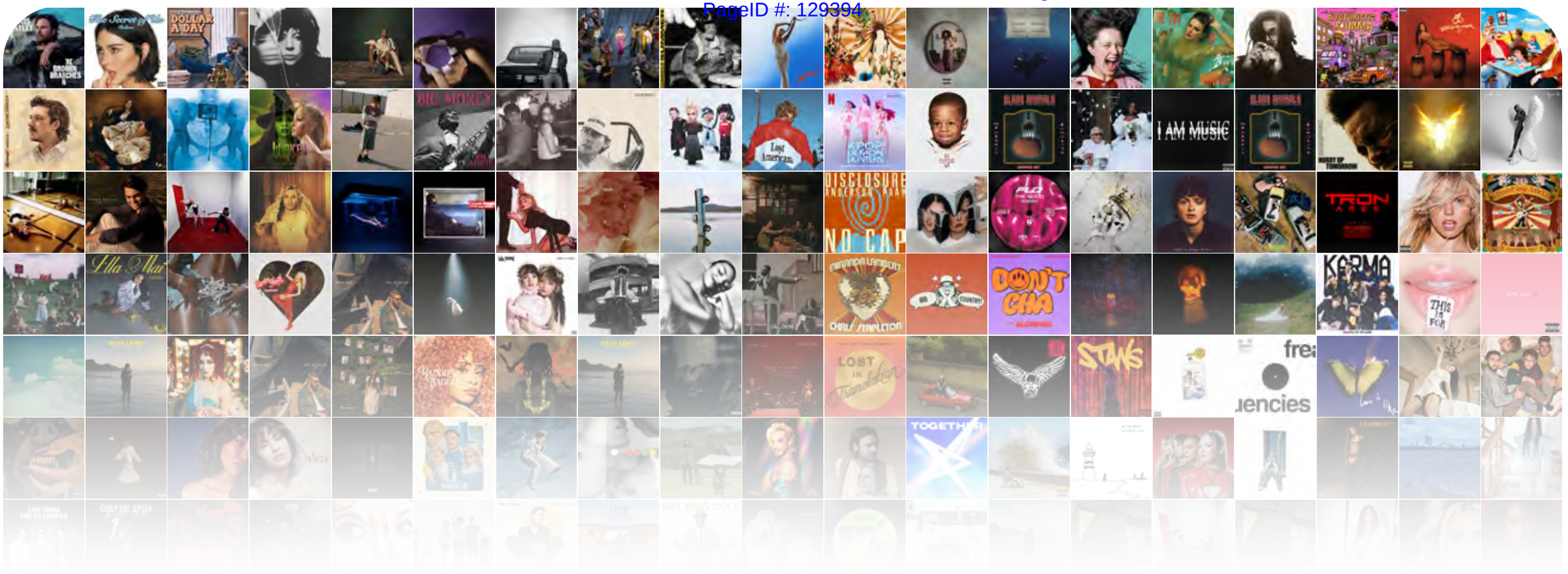

Universal Music Group Annual report 2025

UNIVERSAL MUSIC GROUP

Case 5:24-cv-03811-EKL Document 878-57 Filed 09/22/26 Page 3 of 296
PageID #: 129395

CONTENTS

About UMG 3
We are Universal 4
Profile 7
Mission & Vision 8
Our Values 9
UMG is a category of one 10
UMG is consistently home to the world's best-selling recording artists 11
2025 Chart Highlights 12
We are driving the next era of streaming growth 16
Our growth strategies are founded on creativity, innovation and entrepreneurship 17
Emerging AI partnerships and products will reshape the way fans engage with music 18
Expanding artist brands & superfan business 19
Music powers engagement across a vast ecosystem 20
Key Figures 2025 21
Financial Data For The Last Three Years 22
Global Impact Highlights 23
How UMG Adds Value 24
Year in Review 25

Board Report 26
Introduction 27
Strategy 37
Organizational and Reporting Structure 48
Financial Review 52
Corporate Governance 60
Shareholder Information 80
Risk and Risk Management 85
Sustainability Statement 111

Non-Executive Directors' Report 161
Non-Executive Directors' Report 162
Remuneration Report 171

Financial Statements 189
Consolidated Statements 190
Company Statements 248

Other Information 266
Distribution of Profits 267
Independent Auditor's Report 268
Limited assurance report of the independent auditor on the sustainability statement 278

Appendix 281
Biographies of the Corporate Executives 282
Biographies of the Board of Directors 286
Definitions 290
Cautionary Notice 294

This annual report for Universal Music Group N.V. ("UMG", the "Company", "we", or "us") for the year 2025 (the "Annual Report") is not in the European Single Electronic Format (ESEF) as specified by the European Commission in Regulatory Technical Standard on ESEF (Regulation (EU) 2019/815).

About UMG

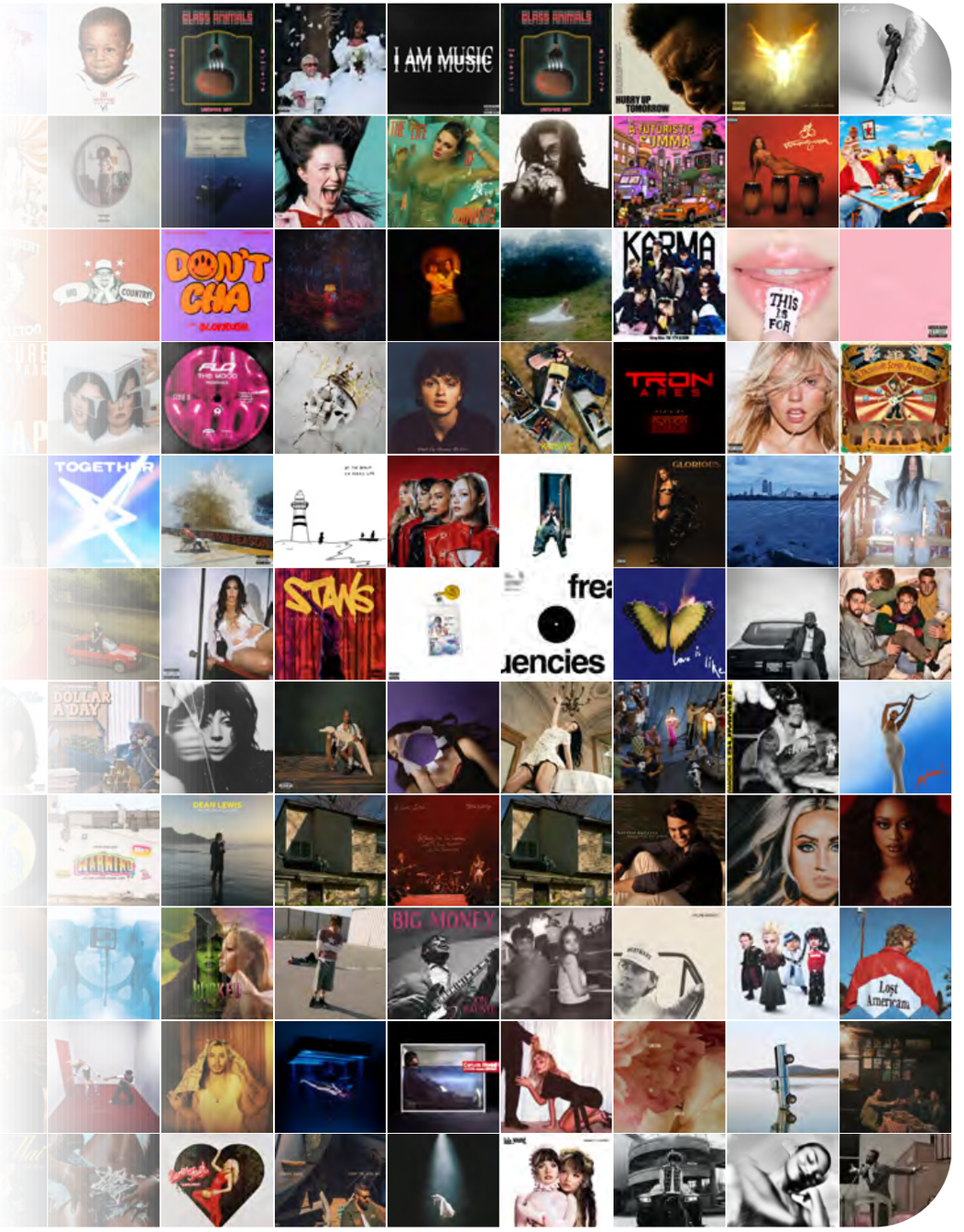

UNIVERSAL

UNIVERSAL MUSIC GROUP

FOREWORD

WE ARE UNIVERSAL

Dear Fellow Shareholders:

It is my distinct pleasure to report to you about our company's performance over the last year – not only because of the results we delivered but also for the work we accomplished to assure we remain best-positioned to capitalize on tomorrow's business opportunities.

These are exciting times. We see significant future market opportunities for those who prepare and position themselves properly. This is why we continue to execute on our long-term strategy with focus and discipline.

To give you some context, I'll describe for you some of our accomplishments for the year past and then discuss the major opportunities we will pursue under our long-term strategy. Some of 2025's highlights include: our artists' and songwriters' incredible music; significant strategic advances we made in Artificial Intelligence (or AI); our continuing progress on Streaming 2.0; providing best-in class services to independent labels, artists and entrepreneurs; serving Superfans; expanding our global footprint; and strengthening our efforts in sustainability.

Artists' and Songwriters' Music

As ever, we begin with our core role: supporting our artists and songwriters and helping them achieve their greatest potential, creatively and commercially.

This is the heart of our business. Our single greatest investment every year is our investment – including both employee talent and financial – into artists and their careers and the infrastructure we build to support them and amplify their creativity.

By combining the expertise, and long-term vision of our employees with those of our artists, our foundation of artist development consistently delivers success. To be clear, this investment is separate and distinct from artist compensation; it is investment into artists' career development. In 2025, once again, that success was on full display.

There is far too much to detail those successes here, though you can read about many of them throughout this report. For example, on Spotify, the largest digital service provider (DSP), we had four of the top five artists globally in 2025, as well as six of the top ten albums and six of the top 10 songs. And the results on other distribution platforms – whether it was Apple Music, Amazon Music, YouTube Music, TikTok, Deezer and more – also reflected our incredible performance.

In short, no other company – in music or any other sector of entertainment – has ever achieved such a level of success and done so with such consistency.

Importantly, this success is also the foundation of our future successes. The enduring strength of our artists' music and their "brands", as part of the world's leading roster, and catalog best positions us to capitalize on new opportunities in areas such as AI.

AI

UMG is playing a pioneering role in fostering AI's enormous potential and boosting a healthy commercial AI ecosystem in which artists, songwriters, music companies and technology companies can all flourish together.

As I've said before, AI will never replace human creativity because it will always lack the essential spark that drives the most talented artists to do their best work, which is intention. And while I firmly believe that responsible AI can be a hugely beneficial commercial and creative driver for UMG and our artists, we cannot ignore the fact that AI also creates challenges. This is why we have worked to keep the interests of artists and music companies front and center in all discussions about AI and will continue to do so.

One thing we've learned over the years is that trying to smother emerging technology is futile and often counterproductive. The link between music and technology has been a growth driver of our industry for more than a century – from the player-piano to today's premium subscription.

Case 5:24-cv-03811-EKL Document 278-57 Filed 09/22/26 Page 6 of 296 PageID #: 129398

FOREWORD

That's why, when it comes to new technology, we engage, adapt and innovate. Whether that's being the first music company to embrace streaming or striking the first deals to monetize music on social platforms, we must lean in and take the reins in best shaping our future.

As part of our proactive strategic approach on AI, UMG became the first media company to enter into AI-related agreements last year both with established platforms (such as YouTube, Meta, TikTok, and KDDI) as well as with emerging AI entrepreneurs (such as Udio, BandLab, Soundlabs, KLAY Vision, Splice and Stability AI).

With all of our agreements, we have simultaneously protected artists and songwriters and human creativity, spawned a new wave of creative innovation in music and developed new revenue streams and commercial opportunities.

Streaming 2.0

I'm particularly proud of our continued progress in reaching "Streaming 2.0" agreements with our DSP partners. These agreements encourage smarter customer segmentation, create greater consumer value and drive ARPU growth. In late 2024 and in 2025 we implemented Streaming 2.0 deals with Amazon, Spotify and YouTube, and we expect to enter into more such agreements in 2026.

When we first announced our Artist-Centric initiative three years ago, we accurately predicted the fact that the dramatic increase in the volume of irrelevant uploads, including the rise of AI "slop", could overwhelm DSPs. This ability to see around corners enabled us to anticipate this trend and protect our artists and songwriters by preemptively placing provisions in our agreements with DSPs that prevent AI slop from being counted in the same royalty pools as our artists and songwriters (among other Artist-Centric components we've implemented to advance the interests of artists and reward the value they bring to these platforms).

Fueled by our Streaming 2.0 initiatives, we have delivered on the vision and commitments, with growth performance metrics that demonstrate our capability to effectively develop, harness and adapt strategies to the benefit of the entire music ecosystem.

Services to Independent Labels

We'll be developing different models, structures and competencies to service and grow an increasingly vibrant diversity in music. It's no secret that much of our company's success is powered by our entrepreneurial culture and decentralized structure, so identifying and partnering with like-minded leaders and entrepreneurs will only help ensure our continued future success while supporting the health of the entire music ecosystem.

With the closing of Virgin Music's acquisition of Downtown Music in February 2026, and by continuing to broaden our independent partner portfolio, we want to accelerate our efforts in providing best-in-class services to both independent entrepreneurs and labels.

The Superfan

One key part of our strategy is further serving so-called "superfans" and bringing them closer to our artists. To do so, we complement our growing D2C business by working both with our established DSP partners on the launch of enhanced premium tiers for superfans, as well as with emerging platforms that are focused on special events and products for superfans – both virtually and in the physical world.

Other superfan initiatives include the expansion of our experiential hospitality and retail strategy and seamless integrations between virtual and in real life events – demonstrating how UMG's identity is expanding and our direct connection with music consumers is growing.

Global Footprint

We continue to broaden our presence in fast-growing markets around the world, both through organic A&R within our growing network of local labels, as well as through partnerships and acquisitions of dynamic music companies in Africa, China, India and Southeast Asia. Identifying the best entrepreneurs and independent labels that will provide access to some of the best artists and music in those regions, as well as the ability to grow the influence of those artists and their music in markets around the world. One early example is Universal Music India's investment in Excel Entertainment, a leading Indian film and digital content studio. The deal will expand opportunities

FOREWORD

for Indian artists and strengthen our position in original soundtracks, which remain at the heart of India's high-potential music market.

Community Leadership and Recognition

UMG and its employees work on a wide range of sustainability and community issues. Whether that's actively working to foster the next generation of industry leaders through things like music education, mentoring and scholarships, or providing critical support to those affected by the Los Angeles wildfires, our sustainability initiatives have been recognized as effective and impressive. *Newsweek* named us as one of the "World's Greenest Companies" and we won the "ESG Transparency Award", recognizing our clarity and openness in sustainability reporting. We were also named by *Forbes* as one of America's Dream Employers.

Finally, I was so pleased that *Time* magazine honored UMG as one of the world's most influential companies, the first recognition of a major music company in the list's history. *Time* cited our commitment to defending artists' rights, championing an Artist-Centric streaming landscape for artists and songwriters, and shaping culture through the power of artistry.

I close with where it all begins – our unique role investing in, partnering with and fighting for the interests of artists and songwriters. Our work has an impact that far exceeds our imagination and we take it as a great honor. Music is an extraordinarily meaningful part of humanity, touching the lives of billions of people around the globe. I am proud of the work of our team at Universal Music Group and pleased to present this report to you.

Sincerely,

SIR LUCIAN GRAINGE, CHAIRMAN AND CEO,
UNIVERSAL MUSIC GROUP



Case 5:24-cv-03811-EKL Document 378-57 Filed 09/22/25 Page 8 of 296 PageID #: 129400

PROFILE

WE HAVE A RICH HISTORY AND HAVE BUILT AN UNPARALLELED CATALOG OF SONGS AND RECORDINGS

RECORDED MUSIC

~3.6 MILLION

RECORDINGS

#1

GLOBAL LEADER IN RECORDED MUSIC

MUSIC PUBLISHING

~5.4 MILLION

OWNED & ADMINISTERED TITLES

#2

GLOBALLY IN MUSIC PUBLISHING

MUSIC MERCHANDISING

>220

ARTIST/BRANDS

LEADING MUSIC MERCHANDISING BUSINESS

MUSIC-BASED VISUAL ENTERTAINMENT

RAPIDLY GROWING LIBRARY OF MORE THAN

3,500 TITLES

OF LONG-FORM MUSIC-BASED AUDIOVISUAL CONTENT

MISSION & VISION

Mission

More music to more people in more ways
We are Universal Music Group, the world's leading music company.

We exist to shape culture through the power of artistry.

We are a community of entrepreneurs committed to creativity and innovation.

We own and operate a broad array of businesses engaged in recorded music, music publishing, merchandising, and audiovisual content in nearly 60 territories around the world.

We identify and develop recording artists and songwriters, and we produce, distribute and promote the most critically acclaimed and commercially successful music to inspire and entertain fans around the world.

Our vast catalog of recordings and songs stretches back over a century and comprises the largest, most diverse and culturally rich collection of music ever assembled.

As technology refashions the world, our unmatched commitment to lead in developing new services, platforms and business models for the delivery of music and related content empowers innovators and allows new commercial and artistic opportunities to flourish.

Knowing that music, a powerful force for good in the world, is unique in its ability to inspire people and bring them together, we work with our artists and employees to serve our communities.

We are the home to music's greatest artists, innovators and entrepreneurs.

TOGETHER, WE ARE UNIVERSAL MUSIC GROUP

Vision

Putting artists and songwriters first
Artists and songwriters are at the heart of everything we do at Universal Music Group. Focused on their long-term development, our company is built to serve their unique needs throughout their careers. Successfully producing and marketing music requires a significant upfront investment and an ongoing collaboration. UMG invests more in developing talent, and does so with greater expertise, than any other music company. This investment, combined with our excellence in marketing and promoting artists globally, means we consistently lead the industry in breaking new artists.

Putting artists first sets us apart. We turn art into hits and hits into careers. By building a continuum of services and resources for artists, we've designed UMG so we can partner with artists at each stage of their careers to provide them with all the services and resources they need. We start by identifying the artists with whom we want to partner and presenting them with a world of opportunities to accelerate their careers. We remain by their side with customized campaigns and promotion, platform-integrated targeted marketing, top-tier data and insights, and global reach with local activation.

We work side-by-side with them over the long-term to build and sustain their careers through continuous engagement, improving lifetime fan value, and enabling unique access to synchronization, brand partnerships, licensing opportunities and eCommerce capabilities to monetize fandom.

Our artist-centric approach gives us an unrivalled track record in artist development and commercial success.

Case 5:24-cv-03811-EKL Document 378-57 Filed 09/22/25 Page 10 of 208
PageID #: 129402

OUR VALUES

DRIVE	ALWAYS PUSH FOR THE NEXT LEVEL OF GREATNESS
INSIGHT	SEE WHAT OTHERS DON'T SEE
AUTHENTICITY	EXPRESS WHO YOU TRULY ARE AND WHAT YOU BELIEVE
CONNECTION	DRAW STRENGTH FROM DIVERSE AND MEANINGFUL RELATIONSHIPS
BOLDNESS	ACT DECISIVELY WITH OWNERSHIP AND CONVICTION
CREATIVITY	MEET A CHALLENGE IN NEW AND UNEXPECTED WAYS

Case 5:24-cv-03811-EKL Document 478-57 Filed 09/22/25 Page 11 of 206 PageID #: 129403

UMG IS A CATEGORY OF ONE

INDUSTRY'S LEADING LABELS, ARTISTS AND SONGWRITERS PERPETUATE INCREASING SUCCESS

Leading labels, industry talent and demonstrated operational excellence

World's top artists and songwriters

Continued outsized success[1]

The next generation of creative and industry talent



Note: 1. Based on historical results from Luminate, Billboard, IFPI, and Spotify

Case 5:24-cv-03811-EKL Document 478-57 Filed 08/22/25 Page 12 of 208
PageID #: 129404

UMG IS CONSISTENTLY HOME TO THE WORLD'S BEST-SELLING RECORDING ARTISTS

TOP 10 GLOBAL ARTISTS

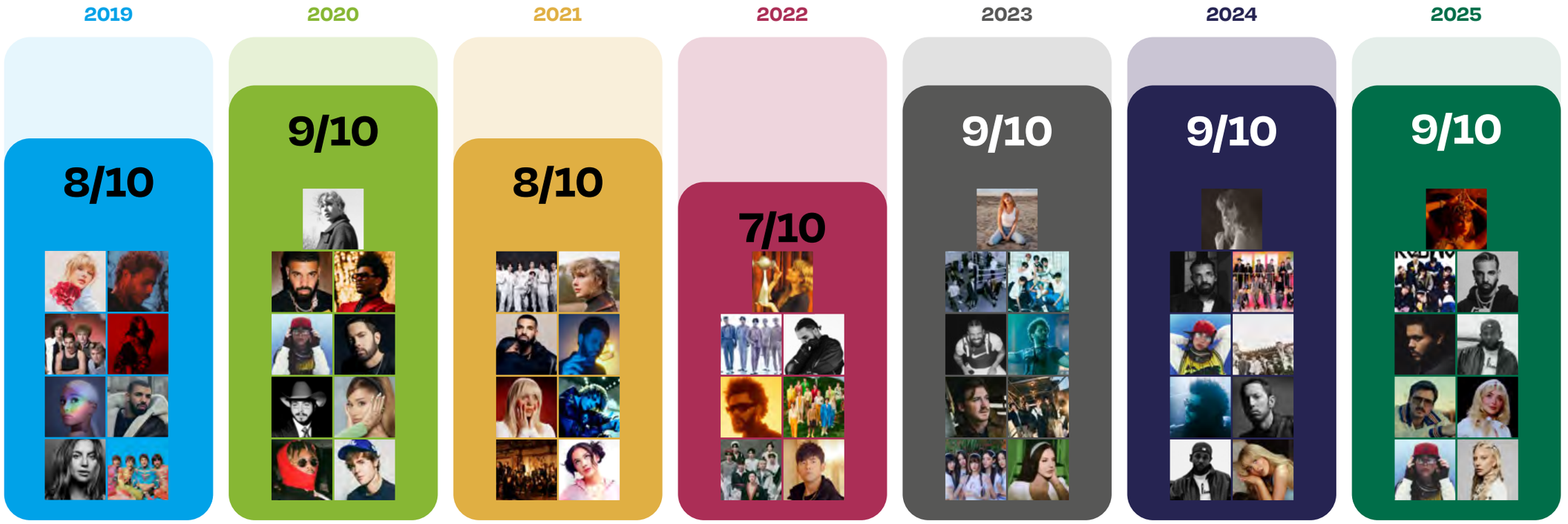

Source: IFPI Global Charts (2019–2025)

Case 5:24-cv-03811-EKL Document 478-57 Filed 09/22/25 Page 13 of 206 PageID #: 129405

2025 CHART HIGHLIGHTS

GLOBAL

Spotify



4 of the TOP 5 ARTISTS

6 of the TOP 10 ALBUMS

6 of the TOP 10 SONGS with Lady Gaga & Bruno Mars "Die With A Smile" at **No. 1**

Deezer



The TOP 4 ARTISTS

9 of the TOP 10 ALBUMS

6 of the TOP 10 SONGS and **The MOST-SHARED SONG** was Lola Young's "Messy"

UMPG

On Spotify, **7 of the TOP 10 ARTISTS** were UMPG Songwriters, and UMPG had an interest in **7 of the Top 10 ALBUMS** and **7 of the Top 10 SONGS**

On Apple Music, UMPG had an interest in **8 of the TOP 10 SONGS**, including "APT." from ROSÉ & Bruno Mars at **No. 1**

TikTok



ARTIST of the Year was KATSEYE

TRACK of the Year was "Pretty Little Baby" by Connie Francis

The MOST-SAVED ARTIST was Taylor Swift

The MUSIC TREND of the year was "Anxiety" by Doechii

Apple Music



7 of the TOP 10 SONGS

The TOP ARTIST was Drake

The TOP ALBUM was Morgan Wallen's *I'm The Problem*

Amazon Music



7 of the TOP 10 ARTISTS and **ALL of the TOP 3**

ALL of the Top 5 ALBUMS with *KPop Demon Hunters Soundtrack* at **No. 1**

U.S.

Billboard

REPUBLIC COLLECTIVE #1

7 of the TOP 10 ARTISTS and **ALL of the TOP 4**

8 of the TOP 10 ALBUMS with Taylor Swift's *The Life of a Showgirl* at **No. 1**

3 of the TOP 5 SONGS with Lady Gaga & Bruno Mars "Die With A Smile" at **No. 1**

The TOP 3 LABELS were REPUBLIC Collective, Interscope Capitol, and Universal Music Enterprises

UMPG



On Billboard, UMPG held **3 of the TOP 5** on the **HOT 100 SONGWRITERS CHART** with Kendrick Lamar at **No. 1**

On Apple Music, UMPG had an interest in **7 of the TOP 10 SONGS**

YouTube

4 of the TOP 5 SONGS with Lady Gaga & Bruno Mars "Die With A Smile" at **No. 1**

Spotify

ALL of the TOP 4 ARTISTS



7 of the TOP 10 ALBUMS with Morgan Wallen's *I'm The Problem* at **No. 1**

4 of the TOP 5 SONGS

Apple Music



9 of the TOP 10 SONGS with Kendrick Lamar and SZA's "luther" at **No. 1**

Case 5:24-cv-03811-EKL Document 378-57 Filed 08/22/25 Page 14 of 206 PageID #: 129406

REGIONAL

Japan



Billboard Japan:
The TOP 2 ARTISTS were Mrs. GREEN APPLE (No. 1) and back number (No. 2)

Mrs. GREEN APPLE had **3 of the TOP 5 ALBUMS** and **5 of the TOP 10 SINGLES** with "Lilac" at No. 1

Spotify:
5 of the TOP 10 ARTISTS with Mrs. GREEN APPLE at No. 1 for the third straight year

Mrs. GREEN APPLE had **7 of the TOP 10 SONGS**

France



The TOP 2 DOMESTIC BREAKING ARTISTS were Theodora and L2B

Thailand

The Top **DOMESTIC ALBUM** from PUN

UK



Official Charts Company:
ALL of the TOP 3 ALBUMS

Spotify:
8 of the TOP 10 ARTISTS and **ALL of the TOP 5**

4 of the TOP 5 SONGS

7 of the TOP 10 ALBUMS with Sabrina Carpenter's *Short n' Sweet* at No. 1

YouTube: **7 of the TOP 10 SONGS**

Canada



Luminate:
7 of the TOP 10 ALBUMS and

ALL of the TOP 4

Italy



Spotify:
5 of the Top 10 ARTISTS including Sfera Ebbasta at No. 1

Germany



GfK:
The TOP 2 MOST STREAMED ARTISTS were Taylor Swift and Pashanim

The TOP ALBUM was Taylor Swift's *The Life of a Showgirl*

The TOP SINGLE was "Wackelkontakt" by Oimara

Brazil



Spotify:
3 of the TOP 5 ALBUMS

The TOP ARTIST was Henrique & Juliano

Nigeria



YouTube Music:
2 OF THE TOP 3 MOST STREAMED NIGERIAN ARTISTS globally were Mavin's Rema (No. 1) and Ayra Starr (No. 3)

China

Weibo Music Awards:
The MOST INFLUENTIAL SINGER was David Tao

The MOST POPULAR SINGER was Nana Ouyang

The BEST NEW ARTIST was LBI

Australia



ARIA:
8 of the TOP 10 ALBUMS

6 of the TOP 10 SONGS

Vietnam



Spotify:
The TOP ARTIST was So'n Tùng M-TP

2 of the Top 5 SONGS with "Exit Sign" by HIEUTHUHAI at No. 1

3 of the Top 5 ALBUMS

Case 5:24-cv-03811-EKL Document 478-57 Filed 09/22/26 Page 15 of 206 PageID #: 129407

RECORDED MUSIC INDUSTRY 2025 TOP 10 MARKETS

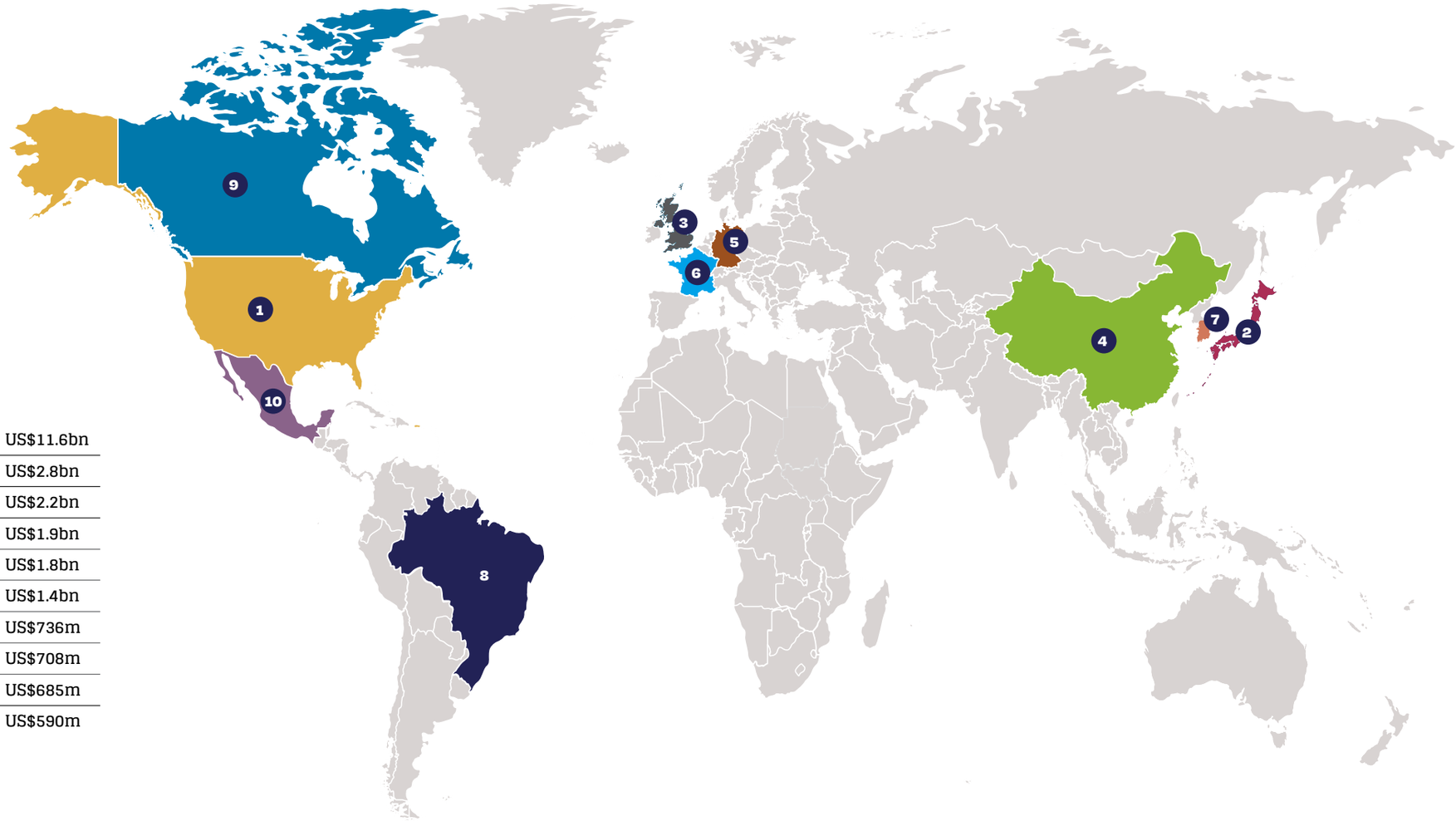

2025 TOP 10 MARKETS

1.	USA	+3.3%	US$11.6bn
2.	JAPAN	+8.9%	US$2.8bn
3.	UK	+4.8%	US$2.2bn
4.	CHINA	+20.1%	US$1.9bn
5.	GERMANY	+1.7%	US$1.8bn
6.	FRANCE	+3.7%	US$1.4bn
7.	SOUTH KOREA	+1.7%	US$736m
8.	BRAZIL	+14.1%	US$708m
9.	CANADA	+5.6%	US$685m
10.	MEXICO	+13.3%	US$590m

* All reporting is translated at average CY 2025 exchange rates. Russia has been excluded from all years. Source: IFPI Global Music Report 2026

Case 5:24-cv-03811-EKL Document 378-57 Filed 09/22/25 Page 16 of 206 PageID #: 129408

THE MUSIC INDUSTRY HAS EXPERIENCED A RETURN TO GROWTH, PRIMARILY DRIVEN BY STREAMING

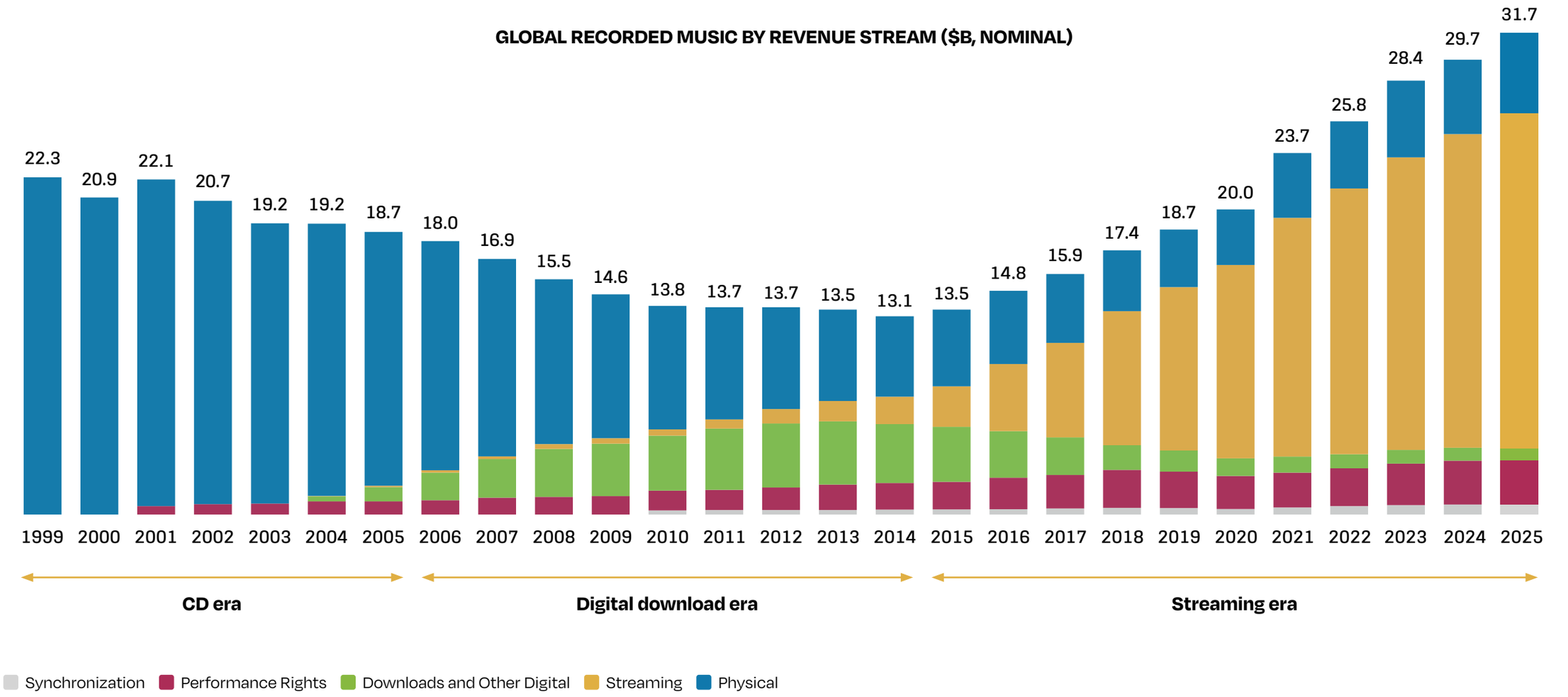

* All reporting is translated at average CY 2025 exchange rates. Russia has been excluded from all years. Source: IFPI Global Music Report 2026

WE ARE DRIVING THE NEXT ERA OF STREAMING GROWTH

STREAMING 1.0 Achieving scale	STREAMING 2.0 Maximizing customer value
Single compelling proposition	Segmented customer propositions
Volume over value	Artist-centric principles
Scale digital monetization	Broader and deeper monetization
Established markets focus	Global focus
FOCUS ON SUBSCRIPTION GROWTH	**FOCUS ON SUBSCRIPTION AND ARPU GROWTH** (Including Streaming 2.0 deals with Spotify, Amazon and YouTube)

Case 5:24-cv-03811-EKL Document 479-57 Filed 09/22/25 Page 18 of 206
PageID #: 129410

OUR GROWTH STRATEGIES ARE FOUNDED ON CREATIVITY, INNOVATION AND ENTREPRENEURSHIP

DRIVING INNOVATION AND EXPANDING TOTAL ADDRESSABLE MARKET

- **Powering the next era of sustainable streaming growth (Streaming 2.0)**
- **Unlocking superfan monetization through innovative new products and experiences**
- **Fueling an expanding ecosystem of music driven businesses**
- **Attractive opportunities for expansion: high-potential markets, independent label services**

LEADING RECORDED MUSIC LABELS AND MUSIC PUBLISHING BUSINESS - EXPANDING ICONIC CATALOG

STRONG FREE CASH FLOW WITH IMPROVING OPERATING LEVERAGE

WORLD-CLASS MANAGEMENT TEAM

Case 5:24-cv-03811-EKL Document 479-57 Filed 08/22/25 Page 19 of 256 PageID #: 129411

EMERGING AI PARTNERSHIPS AND PRODUCTS WILL RESHAPE THE WAY FANS ENGAGE WITH MUSIC

LICENSED GEN AI SUBSCRIPTION STREAMING PLATFORM

udio

- UMG-led strategic agreement with Udio to build a licensed AI music platform launching in 2026
- Focused on hyper-personalized, superfan experiences and discovery
- Built on authorized, opt-in content enabling fans to customize, stream, and share music responsibly on-platform

IMMERSIVE AI-POWERED MUSIC EXPERIENCES

KLAY

- Commercial license follows UMG-first strategic agreement with Klay to launch AI-powered, interactive music service
- Employs generative AI to create new personalized listening and immersive engagement for fans, that will enhance connection with artists

ARTIST-FIRST AI MUSIC PRODUCTS

Spotify®

- Joint initiative between Spotify and major labels to develop responsible AI tools and products
- Creates new revenue streams for rightsholders, artists, and songwriters who choose to participate
- Protects artist creativity while offering new ways to connect with fans

COLLABORATION ON AI POWERED MUSIC DISCOVERY, CREATION, AND ENGAGEMENT

NVIDIA

- Responsible AI to elevate discovery, engagement and consumption beyond current constructs of search and personalization
- Leverage AI to protect artists' work and ensure proper attribution
- Shared objectives of advancing human music creation and rightsholder compensation

Case 5:24-cv-03811-EKL Document 378-57 Filed 09/22/25 Page 20 of 206 PageID #: 129412

EXPANDING ARTIST BRANDS & SUPERFAN BUSINESS

CAPTURED THROUGH INNOVATIVE PRODUCTS AND EXPERIENCES

PHYSICAL COLLECTIBLES



PREMIUM MERCHANDISE



LIVE EXPERIENCES

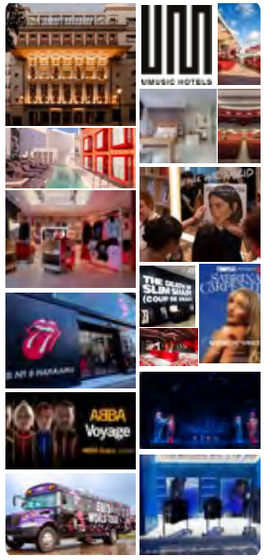

DIGITAL



AUDIO VISUAL



PARTNERSHIPS & PLATFORMS



LICENSING



MUSIC POWERS ENGAGEMENT ACROSS A VAST ECOSYSTEM

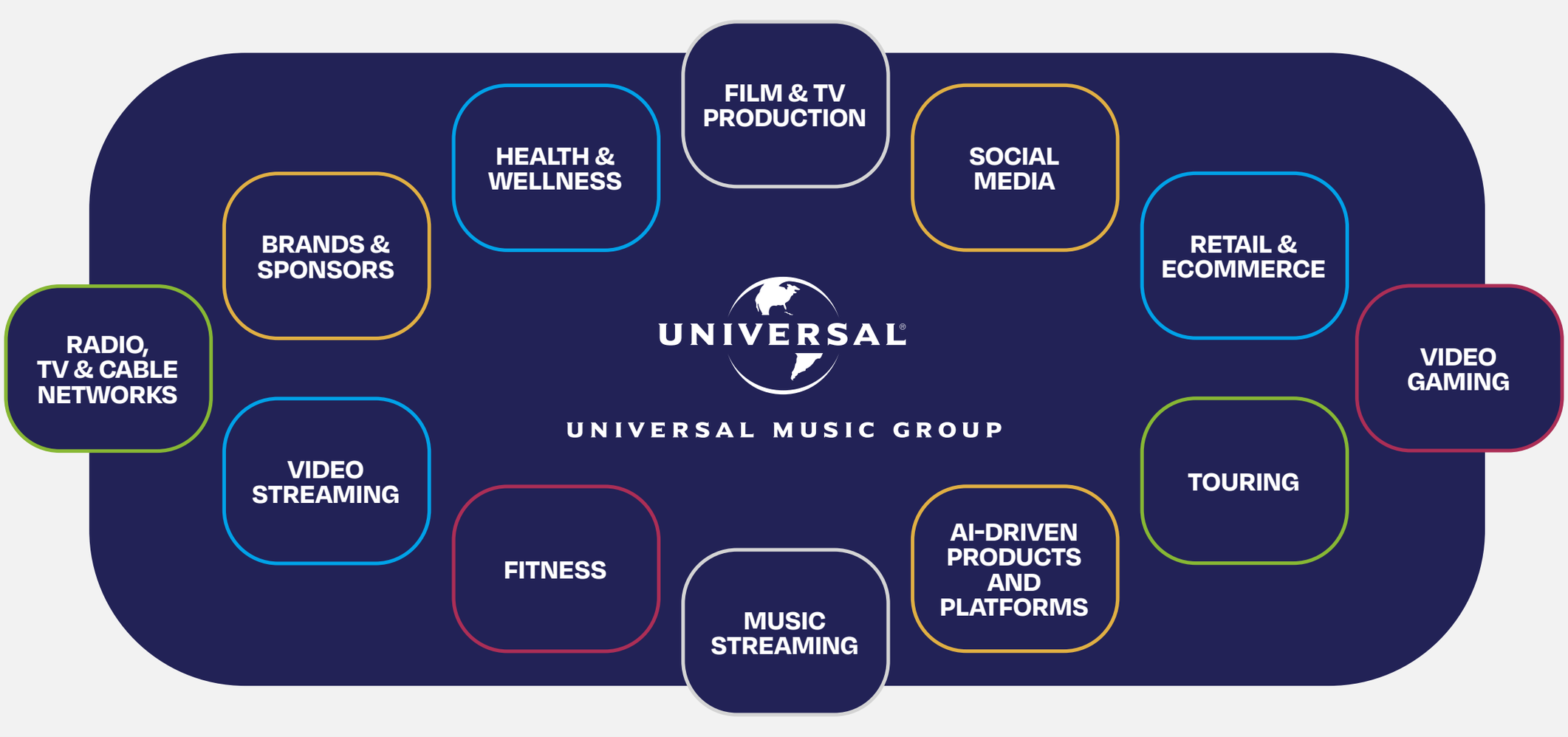

Case 5:24-cv-03811-EKL Document 378-57 Filed 09/22/25 Page 22 of 206
PageID #: 129414

KEY FIGURES 2025

UMG RESULTS (in € millions)

YEAR ENDED DECEMBER 31

REVENUE	2025	2024
	12,507	11,834
YoY	+5.7%	+6.5%
constant	+8.7%	+7.6%

OPERATING PROFIT	2025	2024
	1,998	1,775
YoY	+12.6%	+25.2%
constant	+16.6%	+28.0%

EBITDA[1]	2025	2024
	2,538	2,332
YoY	+8.8%	+29.0%
constant	+12.2%	+31.3%

EBITDA MARGIN[1]	2025	2024
	20.3%	19.7%
YoY	+0.6pp	+3.4pp

ADJUSTED EBITDA[1]	2025	2024
	2,810	2,661
YoY	+5.6%	+12.3%
constant	+8.6%	+13.8%

ADJUSTED EBITDA MARGIN[1]	2025	2024
	22.5%	22.5%
YoY	0.0pp	+1.2pp

RECORDED MUSIC

Results per business segment (in € millions) — Year Ended December 31

REVENUE	2025	2024
	9,456	8,901
YoY	+6.2%	+5.2%
constant	+9.3%	+6.4%
YoY growth in constant currency		
Subscription and Streaming Revenue	+7.6%	+6.8%
Downloads and Other Digital Revenue	+34.5%	-11.8%
Physical Revenue	+11.4%	+1.1%
License and Other Revenue	+11.0%	+13.5%

MUSIC PUBLISHING

REVENUE	2025	2024
	2,260	2,121
YoY	+6.6%	+8.4%
constant	+9.3%	+9.0%

MERCHANDISING AND OTHER

REVENUE	2025	2024
	811	842
YoY	-3.7%	+19.3%
constant	0.0%	+19.3%

Note:
% YoY indicates % change year-over-year
% constant indicates % change year-over-year adjusted for constant currency
[1] as defined in the Appendix to the Annual Report
Segment revenue is stated prior to elimination of intersegment transactions

Case 5:24-cv-03811-EKL Document 478-57 Filed 09/22/25 Page 23 of 206
PageID #: 129415

FINANCIAL DATA FOR THE LAST THREE YEARS

	Year ended December 31,		
	2025	2024	2023
Consolidated data			
Revenues	12,507	11,834	11,108
EBITDA[1]	2,538	2,332	1,808
Adjusted EBITDA[1]	2,810	2,661	2,369
Operating profit	1,998	1,775	1,418
Net profit attributable to equity holders of the parent	1,533	2,086	1,259
Adjusted net profit[1]	1,907	1,782	1,626
Net Cash Position/(Financial Net Debt)[1]	(2,390)	(2,098)	(1,689)
Net cash provided by operating activities before income tax paid	2,142	2,104	2,278
Free Cash Flow[1]	702	523	1,082
Dividends paid by UMG N.V. to its shareholders	(953)	(933)	(929)
Per share data			
Weighted average number of shares outstanding	1,833	1,827	1,819
Earnings attributable to UMG N.V. shareowners per share - basic	0.84	1.14	0.69
Earnings attributable to UMG N.V. shareowners per share - diluted	0.83	1.13	0.68
Adjusted net profit per share - basic[1]	1.04	0.98	0.89
Adjusted net profit per share - diluted[1]	1.03	0.96	0.88

1 Non-IFRS measures as defined in the Appendix to the Annual Report.

Note: In millions of euros, number of shares in millions, data per share in euros.

GLOBAL IMPACT HIGHLIGHTS

IN 2025, UMG'S GLOBAL IMPACT TEAM FOCUSED ON DRIVING POSITIVE CHANGE ACROSS ITS FOUR MAJOR FOCUS AREAS, INCLUDING THE FOLLOWING INITIATIVES:

MENTAL HEALTH

In 2025, UMG's Global Impact Team focused on driving positive change across its four major focus areas, including the following initiatives:

- In partnership with **Mental Health Coalition, Project Healthy Minds, and Music Health Alliance,** directed funding to organizations focused on creating and expanding mental health services to help individuals in communities across the music industry and around the world
- Launched **Sound Therapy** with Apple Music, combining music from our more than 250 participating artists using Sollos, our proprietary audio technology initiative, to help fans focus, relax and sleep

ENVIRONMENT & SUSTAINABILITY

- Partnered with **innovative suppliers, reimagining manufacturing processes, and collaborating across the industry**
- Continued to reduce our share of global climate pollution, reducing our **scope 1 and 2 (market-based) emissions by 34% from 2019,** our base year. [1] Additionally, we have reduced our **scope 3 emissions intensity by 44% from 2019.** See "Climate Change (E1)" section for our targets progress, GHG emissions data, and methodology.[2]
- **Joined as founding donors to EarthPercent**, which mobilizes artists and the music industry to channel funding and raise awareness for high-impact climate and nature solutions around the world

MUSIC EDUCATION

- Collaborated with **educational institutions, public school systems and nonprofit partnerships** to mobilize our artists, labels, employees and fans around programs and initiatives that foster the next generation of industry leaders
- **Launched career pathway programs and major scholarships** to bolster and support global access to free music education for young people around the world

SOCIAL CONNECTION

- Provided **critical support to employees and community members** including those impacted by the 2025 L.A. wildfires
- Supported a **vast network of nonprofits** working every day to meet the immediate needs of communities around the world

1 Our 2019 base year calculations are outside the scope of third-party assurance. For more information on our progress in meeting our science-based targets, see "Climate Change (E1)" section.
2 Our scope 3 target covers the following emissions categories: purchased goods and services, capital goods, fuel- and energy-related activities, upstream transportation and distribution, waste generated in operations, business travel, and employee commuting.

Case 5:24-cv-03811-EKL Document 378-57 Filed 09/22/25 Page 25 of 206
PageID #: 129417

HOW UMG ADDS VALUE

INPUT

HUMAN
- Employee headcount: **10,595**

INTELLECTUAL

Intellectual Property
- World class Record Labels and Brands
- Recorded Music: ~3.6 million recordings
- Music Publishing: ~5.4 million owned & administrated titles
- >3,500 titles of long-form music-based audiovisual content

Personal Intellect
- Industry advocacy
- Partnerships and JVs with independent labels and entrepreneurs
- State-of-the art technology solutions for streaming

SOCIAL & RELATIONSHIP
- Stakeholder engagement: artists, fans, employees, shareholders, distribution partners, government and elected officials
- Offices in nearly 60 countries
- Covering nearly 200 markets

FINANCIAL
- Royalty advance payments, net of recoupments: **€402 million**
- Net cash used for investing activities: **€854 million**

ADDED VALUE

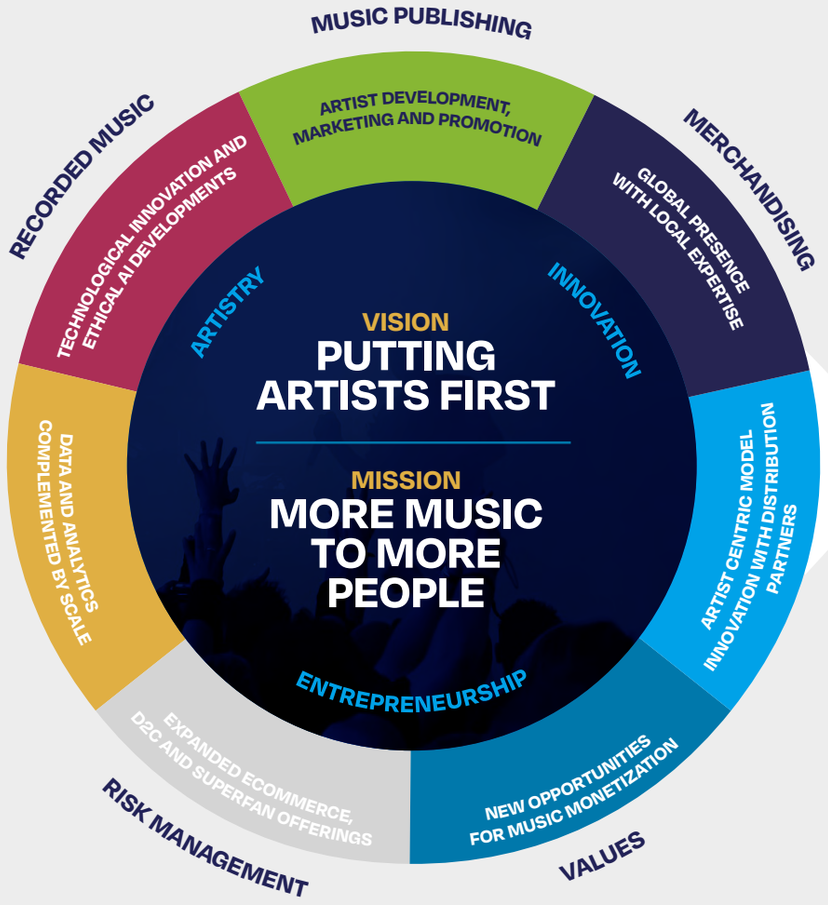

OUTPUT

FINANCIAL
- Revenue growth: **8.7%** (constant currency)
- Adjusted EBITDA growth: 8.6% (constant currency)

ARTISTS
- Artist costs paid: **€5,836 million**
- Protect intellectual property and rights

EMPLOYEES
- Salaries & benefits paid: **€1,704 million**

FANS
- Connecting fans with artists they love

SHAREHOLDERS
- Adjusted EPS growth: **6.1%**

YEAR IN REVIEW

JANUARY

New, multi-year "Streaming 2.0" agreements with Spotify for Recorded Music and Music Publishing focused on growth, innovation and the advancement of artists' and songwriters' success.

MARCH



Morgan Wallen reached a U.S. chart milestone when his album *One Thing at a Time* collected its 100th nonconsecutive week in the top 10 on the U.S. Billboard Album chart. His previous studio album, *Dangerous: The Double Album*, surpassed 100 weeks back in late December 2022.



Chappell Roan won International Artist of the Year and International Song of the Year at the 2025 Brit Awards. Other UMG winners included The Last Dinner Party with Best New Artist, Sam Fender with Alternative/Rock Act, Stormzy for Hip-Hop/Grime/Rap Act, and Sabrina Carpenter with the Global Success Award.

MAY

Introduced Sound Therapy with Apple Music, an innovative audio wellness collection designed to help listeners attain clearer focus, deeper relaxation, and better sleep.

Launch of Deutsche Grammophon China and Blue Note Records China, marking a major expansion into China's burgeoning classical and jazz music sectors.

JULY

Strategic partnership with IP asset management, investment and advisory firm Liquidax Capital to accelerate the development of UMG's music-related AI patents.

Republic Records joint venture with Visva Records, a label founded and run by Grammy and Oscar-nominated songwriter Savan Kotecha, which includes the soundtrack to *KPop Demon Hunters*.



Universal Music Greater China partnership with Mandopop artist David Tao the "godfather of Mandarin R&B" and his company GREAT Entertainment.

AUGUST

Universal Music India's (UMI) strategic partnership with Maddock Films, one of India's most prolific Hindi film production studios, and its newly formed music label Mad For Mussic. UMI becomes the label's global strategic partner for future film soundtracks and other businesses and product offerings.

SEPTEMBER

Collaboration with SoundPatrol Inc. to protect artists from copyright infringement activity coming from AI music generators. Sound-Patrol's patent-pending "forensic AI model for audio-video fingerprinting" employs neural embeddings that capture and analyze musical semantics in order to identify the influence of original human-created music in fully or partly AI-generated music content.

NOVEMBER

Licensing agreement with KLAY Vision to further evolve music experiences for fans, leveraging the potential of AI, while fully respecting the rights of artists, songwriters, and rightsholders.

FEBRUARY

Universal Music Japan (UMJ) acquired a majority stake in A-Sketch, a leading Japanese music company that operates as both an artist management business and record label. In October 2025, UMJ acquired the remaining shares of A-Sketch Inc. from KDDI.

Universal Music Greater China signed an exclusive global agreement with Liu Huan, known as the "King of Chinese Pop".

Launched the Music Industry Mental Health Fund with Music Health Alliance to provide comprehensive, high-quality outpatient mental health resources for music industry professionals nationwide.



At the 67th Annual Grammy Awards, Kendrick Lamar was the top winner, taking home five awards including Record of the Year, Song of the Year, Best Rap Song, Best Rap Performance and Best Music Video. In other major categories, Chappell Roan was named Best New Artist, Doechii won Best Rap Album, and Sabrina Carpenter won Best Pop Vocal Album.

APRIL

UMG's Nashville operations reorganized and rebranded as Music Corporation of America (MCA), a brand with a storied history which recognizes the Nashville creative community as a cornerstone of global music innovation.

Relaunched iconic Nashville-based label Lost Highway Records in partnership with Interscope Geffen A&M.

JUNE

Named to the "World's Greenest Companies" list by *Newsweek*, one of 750 companies selected from 8,000+ public companies with more than a thousand employees across 26 countries.

Named one of *Time Magazine's* "100 Most Influential Companies 2025", UMG was recognized for defending artists rights and protecting the creative and commercial value of music.

OCTOBER

Taylor Swift's 12th studio album, *The Life of a Showgirl*, earned the biggest first week ever in music history with over 4 million U.S. and 5.5 million global album-equivalent units.

Industry-first strategic agreement with Udio, an AI-powered music creation platform, under which the companies settled copyright infringement litigation and will collaborate on an innovative, new commercial music creation, consumption and streaming experience.

Strategic alliance with Stability AI to develop next-generation professional music creation tools powered by responsibly trained generative AI and built to support the creative process of artists, producers and songwriters globally.

Strategic partnership with KDDI Corporation to foster new engagement opportunities between artists and fans. The companies will collaborate on and develop new services that deliver innovative entertainment experiences leveraging cutting-edge technologies, such as generative AI.



Universal Music Publishing Group signed The Marías to an exclusive, worldwide music publishing agreement. Known for their fusion of alternative, psychedelic rock, jazz and Latin, the band was nominated for Best New Artist at the 2026 Grammy Awards.

Board Report

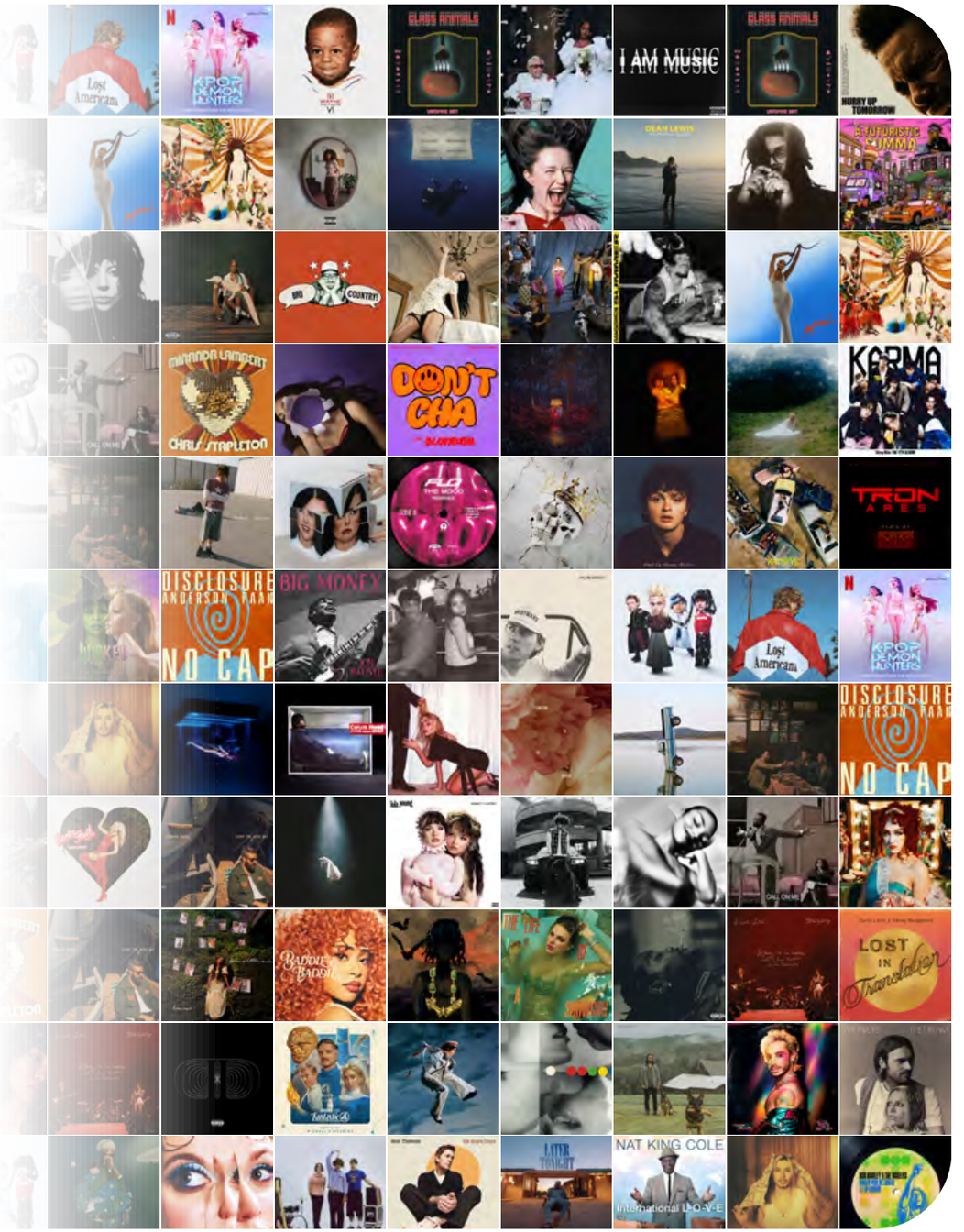

UNIVERSAL

UNIVERSAL MUSIC GROUP

Case 5:24-cv-03811-EKL Document 878-57 Filed 09/22/25 Page 28 of 206 PageID #: 129420

INTRODUCTION

A world leader in music-based entertainment

UNIVERSAL MUSIC GROUP is a world leader in music-based entertainment, with a broad array of businesses engaged in recorded music, music publishing, merchandising and audiovisual content. We have a broad global reach with a local presence in nearly 60 territories covering nearly 200 markets. Everything we do revolves around supporting artists and songwriters, promoting innovation, entrepreneurship and bringing fans the world's most loved music. Our three core business segments work seamlessly to lead the dynamic and ever-changing global music market:

OUR RECORDED MUSIC BUSINESS is dedicated to discovering and developing recording artists at all stages of their careers and marketing, promoting, distributing, selling and licensing the music they create. Showcasing an impressive roster of recording artists, a diverse range of labels and a catalog of timeless performers with a combined total of more than three million recordings, our Recorded music business is the partner of choice for artists, innovators and entrepreneurs around the globe. This business also incorporates our commercial activity in film and TV, as well as independent artist and label services and distribution.

UNIVERSAL MUSIC PUBLISHING GROUP (UMPG), our global music publishing business, is committed to signing, administering and acquiring rights to musical compositions and licensing them for use in multiple formats. UMPG works closely with their songwriters at all stages in their careers from early development to the stage where their songs are played for millions. As one of the world's largest music publishing companies, UMPG has a catalog with more than five million-owned and administered titles and enjoys partnerships with many of the world's top songwriters.

Bravado, our **MERCHANDISING BUSINESS**, represents the merchandising rights of artists and entertainment brands and properties. Providing an end-to-end merchandising ecosystem, Bravado offers services including direct to consumer and retail sales, licensing, branding, marketing, eCommerce, and creative resources for clients and innovative experiences and products for fans and superfans worldwide.

Recorded music

Our recorded music business discovers and develops artists; supports the creation of audio and audiovisual content by recording artists; and markets, distributes, sells, and licenses this content across a broad range of formats and platforms. We own and administer copyrights to the audio and audiovisual recordings created by recording artists signed to our iconic labels. We generate revenue through the sales of this content in formats such as vinyl records, CDs and digital downloads, as well as from our distribution to music subscription and streaming platforms. Our recorded music content is also distributed to customers through multiple other platforms and formats, including via social media, health and wellness, theatrical films, home entertainment, television productions and video games.

Home to a diverse set of labels, brands and content

We are a leading recorded music company. We are home to many of the world's premier record labels and groups. Our roster of recording artists features a diverse portfolio of both global superstars and leading local artists from around the world. Artists signed to us as part of our recorded music business spanning musical genres and generations and include the greatest recording artists of all time. Our renowned label brands include Capitol Records, Def Jam Recordings, EMI Records, Interscope Geffen A&M, Island Records, Mercury Records, Motown Records, Music Corporation of America (MCA), Polydor Records, Republic Records and Universal Music Latin Entertainment; as well as many of the world's leading classical and jazz labels such as Blue Note Records, Decca Records, Deutsche Grammophon, Hyperion Records, Impulse! and Verve Records; and the [PIAS] Label Group and its associated record labels. We continue to launch new labels in certain key markets where we believe there to be significant untapped opportunity, such as expanding our classical and jazz labels

Case 5:24-cv-03811-EKL Document 878-57 Filed 06/22/26 Page 29 of 206 PageID #: 129421

in Asia with the launch of Deutsche Grammophon China and Blue Note Records China in 2025. We are also home to many of the world's premier recording studios, including the legendary Abbey Road Studios in London, Capitol Studios in Los Angeles and East Iris Studios in Nashville.

Through Virgin Music Group (VMG), we offer a diverse range of premium and flexible independent label and artist services to entrepreneurs and artists. These services range from global distribution, insights, data and marketing tools, to fully staffed artist development teams at both the regional and global levels. This flexibility enables us to foster long-term partnerships, and forges paths to global success for entrepreneurs, independent labels and artists. In 2025, [Integral], the independent distribution and services division of [PIAS] was merged with VMG. In addition, on February 20, 2026, Virgin Music closed on its acquisition of Downtown Music, bringing together two industry-leading providers of client services and music technology, enhancing their offerings and capabilities to serve the independent music community.

In addition to recorded music content, we develop a wide spectrum of audiovisual content for distribution across the globe. Our more than 4,300 hours of audiovisual content spans a diverse mix of genres and eras and features legendary artists represented within our rich and storied catalog of content and intellectual property. We have two content divisions at the heart of our audiovisual operations: Mercury Studios, a multi-faceted content studio, distributor and administrator of our audiovisual catalog, and Polygram Entertainment, a premium production company. Beyond these, we also have content operations within our individual labels and other business units. Some of our key film and TV projects in 2025 included: Ozzy Osbourne & Black Sabbath – *Back To The Beginning* (Mercury Studios), Metallica – *Saved My Life* (Mercury Studios), *Just Sing* (Mercury Studios), and *The Greatest* (Polygram). Other artist driven projects that have been announced include scripted features from KISS and The Osbournes. Documentaries on the Red Hot Chili Peppers (Polygram) and Merle Haggard (Mercury Studios) and scripted series including James Brown: *Say It Loud* (Polygram) and *STAX: Hitsville U.S.A.* Mercury Studio's Oscar nominated Jon Batiste documentary - *American Symphony* - won two Grammy awards in 2025 for Best Music Film and Best Song Written For Visual Media.

Selena y Los Dinos, Polygram Entertainment's documentary on legendary Mexican Tejano singer Selena had its world premiere at the Sundance Film Festival on January 26, 2025, where the film won the U.S. Documentary Special Jury Award for Archival Storytelling. The film was acquired by Netflix for global distribution and was released globally on November 17, 2025.

Man on the Run, a documentary film directed by Morgan Neville explores the post-Beatles era of Paul McCartney, from his formation of Wings through the 1970s. The film, produced by MPL, Polygram Entertainment and Tremolo Productions, premiered August 30, 2025 at the Telluride Film Festival in Colorado. Amazon MGM acquired distribution rights, and it was released globally on February 25, 2026 on Amazon Prime Video as well as theatrically in cinemas.

Mercury Studios also operates two fast channels which launched in 2024—GIGS with partner Samsung TV Plus in the U.K./EU, and a Def Jam channel with Tubi in the U.S. The fast channels are exclusive, free, ad-supported streaming channels featuring live performances and documentaries from across our audiovisual catalog. Mercury Studios also produced an 8-Part podcast series *Ali In Me* in association with Audible/Amazon, delving into Muhammad Ali's lasting impact beyond the boxing ring through his own words in never-before-heard audio and explore his commitment to fighting injustice.

All corners of the globe

Our recorded music business is both artistically and geographically diverse. We have offices in nearly 60 territories, covering nearly 200 markets. Our wide geographical presence enables us to create diversified revenue streams. In 2025, North America accounted for 49% of our recorded music revenue, while EMEA, Asia, Latin America and the rest of the world represented 29%, 14%, 4% and 4% of our recorded music revenue, respectively. Our extraordinarily diverse roster of artists in turn means that our business' success is not reliant on one artist or even a small number of artists. The top 50 artists accounted for 22% of our recorded music revenue for the year ended December 31, 2025.

Case 5:24-cv-03811-EKL Document 878-57 Filed 09/22/26 Page 80 of 206 PageID #: 129422

Multi-label structure enables entrepreneurs and encourages artistic diversity

We are home to many of the world's most iconic record labels. We believe that operating multiple major frontline labels in markets around the world yields significant benefits. This is why we continue to develop, revitalize and invest in our label brands. Our multi-label structure empowers entrepreneurialism, artistry and diversity.

We encompass a collection of iconic and world-class labels, spanning nearly every genre of music, created and led by visionary entrepreneurs. Our shared passion for discovering recording artists with the talent and potential to break through an increasingly competitive environment for audience attention is at the core of who we are and what we do. Each one of these dynamic labels has a common belief: that an artist they discover and develop will change and drive culture across their domestic market, their region and around the world.

This approach produces many benefits. Our collection of dynamic enterprises enables us to effectively cover the music market across all genres and styles, with each label having its own unique culture and history. Decentralized talent-spotting across UMG, employing each label's distinctive identity and creative vision, means we can attract the widest variety of top talent.

Our multiple label structure creates a degree of competition even between and among our labels. This healthy competition drives innovation and creativity and keeps our labels continuously evolving to stay at the forefront of industry trends. This structure also alleviates short-term performance pressure on any individual label. The fact that the different UMG labels will collectively have a continuous flow of new content means each individual label can take a more long-term approach to artist development.

Benefitting from UMG's networks and expertise

While our multi-label structure gives each label the freedom to create and innovate, our labels still benefit from the reach and expertise that comes with being part of UMG. This is because at UMG, we negotiate with platform partners, provide in depth data and analytics, share best practices and centralize many back-office functions at a company-wide level. This lets us benefit from our scale and drive efficiency, while maintaining the spirit of a quick-moving, innovative and entrepreneurial company. In 2024, we realigned our U.S. and U.K. frontline label operations to supercharge our efficiency efforts, and in 2025, our Nashville operations were reorganized and rebranded as MCA.

Expanding touchpoints with artists and entrepreneurs through distribution

We enjoy longstanding relationships as the distribution partner for Big Loud, Concord, HYBE and Disney, among others, to give our partners' artists global reach and best-in-class services. We distribute BMG's recorded music in physical formats, including vinyl records and CDs. These types of agreements often lead to further collaborations with these partners, such as BMG partnering with Republic Records to amplify releases from singer songwriter Jelly Roll, increasing his impact across genres and territories, and the global breakthrough success of KATSEYE, released as a JV between HYBE and Geffen Records.

Diversified revenue streams

Our recorded music business has diversified revenue streams derived from three main sources, including:



DIGITAL: We generate subscription and streaming revenues through partnerships that enable our content to be distributed by global, regional and local DSPs, including Spotify, Apple, YouTube, Amazon, Deezer, Tencent Music and NetEase Cloud Music, among an increasingly important number of other partners. Our music is streamed on an ad-supported and paid subscription basis through these streaming services. Fans are also able to purchase downloads of our music by album or individual tracks through download services. We also generate subscription and streaming revenues from social media and short-form video platform partners ranging from Meta, YouTube and TikTok to digital fitness partners such as Peloton and Apple Fitness+ and gaming platforms, among other emerging digital platforms. We partner with both established and emerging digital music services to provide ever-greater access to fans, who are engaging with our music in multiple ways.

Case 5:24-cv-03811-EKL Document 878-57 Filed 09/22/25 Page 81 of 206 PageID #: 129423

INTRODUCTION



PHYSICAL: Our physical recorded music products, including vinyl records, CDs, cassette tapes, and DVDs, are sold through retailers and wholesalers both in-store and online. We also sell our products directly to customers via our UMG websites and artist channels. These D2C channels have shown strong growth and are an increasingly important area of focus for us. In 2025, D2C sales represented 23% of our physical music sales, with UMG now operating over 1,600 D2C artist and label stores.



LICENSING AND OTHER: We enter into agreements to license the use of sound recordings in combination with visual images, such as in films, broadcast television or subscription video on demand streaming series, television commercials and video games. As a rightsholder, consistent with local law, we receive royalties when sound recordings are performed publicly through broadcast of music on television, radio and cable, and in public spaces such as shops, workplaces, restaurants, bars and clubs. We also partner with artists to develop their activities outside the traditional recorded music business, and generate revenue through participation in these expanded rights, including sponsorship, fan clubs, artist websites, touring, concert promotion, ticketing and artist and brand management. We also develop and produce music-based audiovisual content, such as music documentaries, feature films, theatrical musical productions, music-based television series and reality shows, which are then licensed for distribution.

Ongoing healthy results across all major recorded music revenue streams

For the year ended December 31, 2025, we achieved growth across all our recorded music revenue streams. Recorded music revenue in 2025 was €9,456 million, up 6.2% year-on-year compared to 2024, or 9.3% in constant currency.

We have played a prominent role in driving the recorded music industry's transition to recurring and more predictable paid subscription streaming models from a model based solely on physical and digital purchases. Subscription and streaming revenues grew 4.7% year-over-year, or 7.6% on a constant currency basis, and accounted for 67% of our recorded music revenues in 2025. Subscription revenue saw growth of 5.6% year-over-year, or 8.6% on a constant currency basis, largely driven by the growth in global subscribers. Streaming revenues grew 1.5% year-over-year or 4.7% on a constant currency basis.

Physical revenue grew 8.6% year-over-year, or 11.4% on a constant currency basis in 2025. Downloads and other digital revenue increased by 30.0% year-over-year, or 34.5% on a constant currency basis, due to a legal resolution. License and other revenue improved 7.8% or 11.0% in constant currency, as a result of improved live and other related income, as well as a compensatory payment as part of a strategic licensing agreement with an AI music platform, whilst the prior year benefitted from certain legal settlements.

Importantly, we also prioritize developing new and diverse revenue sources, partnering with local and global entrepreneurs to derive income from as many new places as possible. Driving groundbreaking formats for music consumption has not only benefited our songwriters, artists, fans and shareholders, it has solidified our role as an industry leader. It has also supercharged marketing and revenue development via highly bespoke partnerships, such as *ABBA Voyage*, a live, life-like performance of ABBA's music using avatars in London, and our joint venture with Patrick Whitesell's WTSL that aims to extend music's value across film, television, fashion, consumer products, branded experiences, and other emerging growth areas.

Culture-defining global, regional and domestic superstars

We believe that the breadth and depth of our artist roster is unrivaled and that we are the destination of choice for the world's most successful stars and up-and-coming artists. We help local artists succeed in their home market and grow their global fan base. With a roster featuring legends, global hitmakers, regional stars and breakthrough artists, our artists span generations, genres, languages, continents and cultures. Our best-selling artists include global superstars such as J Balvin, Jon Batiste, Justin Bieber, Luke Bryan, BTS, Lewis Capaldi, Sabrina Carpenter, J. Cole, The Cure, Lana Del Rey, Doechii, Drake, Billie Eilish, Eminem, Cynthia Erivo, Karol G, Glass Animals, Selena Gomez, Ariana Grande, Imagine Dragons, Jelly Roll, Lady Gaga, Miranda Lambert, Lorde, Maroon 5, Noah Kahan, Kendrick Lamar, Lil Baby, Post Malone, Shawn Mendes, Metro Boomin, Nicki Minaj, Katy Perry, Rihanna, Chappell Roan, Olivia Rodrigo, Sam Smith, Chris Stapleton, Taylor Swift, Shania Twain,

Case 5:24-cv-03811-EKL Document 878-57 Filed 09/22/25 Page 82 of 206 PageID #: 129424

Morgan Wallen and The Weeknd. Our roster of artists also includes hugely successful local artists such as Olivia Dean, Sam Fender, The Last Dinner Party, Stormzy, and Lola Young in the U.K., Angele, Zaho de Sagazan, and SDM in France, Shirin David, Helene Fischer, Herbert Grönemeyer, and Luciano in Germany, Ado, back number, Fujii Kaze, King & Prince, and Mrs. GREEN APPLE in Japan, Eason Chan, Jay Chou, Liu Huan, and David Tao in China, AP Dhillon and Hanumankind in India, and Anitta, Feid, Luis Fonsi, Carin León, and Sebastian Yatra in Latin America.

Our recorded music artists once again topped the global charts in 2025. UMG had:

- From **IFPI**: Nine of the Top 10 Global Artists for the third consecutive year, including Taylor Swift at No. 1;
- On **Spotify**: Four of the Top 5 Artists (Taylor Swift, The Weeknd, Drake and Billie Eilish); six of the Top 10 Albums and three of the Top 5 (*KPop Demon Hunters Soundtrack*, Billie Eilish *HIT ME HARD AND SOFT*, and Sabrina Carpenter *Short n' Sweet*); and six of the Top 10 Songs (with Lady Gaga & Bruno Mars "Die With A Smile" at No. 1 and Billie Eilish "BIRDS OF A FEATHER" at No. 2);
- On **Apple Music**: Our artists had seven of the Top 10 Songs globally, including four of the Top 5 (Kendrick Lamar & SZA "luther"; Lady Gaga & Bruno Mars "Die With A Smile"; Kendrick Lamar "Not Like Us"; and Billie Eilish "BIRDS OF A FEATHER").Drake was the most streamed artist worldwide, while Morgan Wallen's *I'm The Problem* was the most streamed album. UMPG's songwriters were represented across 15 of the Top 20 Songs globally, including "APT." from ROSÉ & Bruno Mars at No. 1, and contributions to four of the Top 5;
- On **YouTube**: Seven of the Top 10 Songs in the U.S., including Lady Gaga & Bruno Mars "Die With A Smile" at No. 1;
- On **Amazon Music**: UMG had all of the Top 5 Albums (*KPop Demon Hunters*, Morgan Wallen *I'm the Problem* and *One Thing At A Time*, Sabrina Carpenter *Short n' Sweet*, and Taylor Swift *The Life of a Showgirl*); seven of the Top 10 Artists, including the Top 3 (Taylor Swift, Morgan Wallen and Mrs. GREEN APPLE); seven of the Top 10 Most Requested Artists on Alexa (Taylor Swift, *KPop Demon Hunters* cast, Morgan Wallen, Lady Gaga, KAROL G, Billie Eilish and Eminem); seven of the Top 10 Vinyl Albums (Taylor Swift *The Life of a Showgirl*, Kendrick Lamar *GNX*, Taylor Swift *reputation*, Gracie Abrams *The Secret of Us*, *Wicked: The Soundtrack*, The Beatles *Abbey Road* and The Beatles *Anthology Collection(2025 Remaster);*
- On **TikTok**: Global Artist of the Year (KATSEYE) and seven of the Top 10; Track of the Year ("Pretty Little Baby" recorded by Connie Francis in 1962) and four of the Top 5; Most-Saved Artist of the Year (Taylor Swift); and Music Trend of the Year ("Anxiety" by Doechii);
- On **Deezer:** UMG had the four Most-Streamed Artists (Lady Gaga, Taylor Swift, Billie Eilish and The Weeknd); nine of the Top 10 Albums; six of the Top 10 Songs; and the Most-Shared Song Worldwide (Lola Young's "Messy").

Industry-leading catalog of timeless recordings

Our track record in identifying and partnering with the world's best artists has given us the industry-leading catalog of recordings and songs. These include timeless performers such as ABBA, Aerosmith, Louis Armstrong, The Beatles, The Beach Boys, The Bee Gees, Andrea Bocelli, Bon Jovi, James Brown, Nat King Cole, Neil Diamond, Marvin Gaye, Guns N' Roses, Elton John, KISS, Bob Marley, Paul McCartney, Nirvana, Luciano Pavarotti, Lionel Richie, The Rolling Stones, Frank Sinatra, Sting, U2, The Who, Amy Winehouse and Stevie Wonder. This diverse catalog gives us strong and reliable revenue from sales of prior years' releases. Catalog sales (defined as content older than three years) accounted for 66% of recorded music digital and physical revenue in 2025, while frontline product (content less than three years old) accounted for 34%.

Case 5:24-cv-03811-EKL Document 878-57 Filed 09/22/25 Page 33 of 206 PageID #: 129425

Music publishing

Universal Music Publishing Group (UMPG) is UMG's global music publishing business and is home to many of the world's greatest songwriters and a leading song catalog. We are recognized as one of the leading music publishing companies globally. Our core activities include discovering, identifying, and developing some of the best songwriters in the world; publishing and acquiring rights to musical compositions; and licensing them for use in different formats.

With a global roster of talent spanning genres and geographies, UMPG's team works closely alongside our songwriters to amplify their careers and build worldwide success. We license musical compositions for use in sound recordings, films, television shows, advertisements, video games, concerts, and other public performances and for use in printed sheet music and song folios. Our vast catalog of original music and arrangements has incredible breadth and diversity. We enjoy longstanding relationships with most major film and television studios, global brands and DSPs who use our music and arrangements in their content and products.

Creating best-in-class service for both global and local songwriters

Songwriters are at the heart of everything we do at UMPG. We are dedicated to giving them best-in-class service and maximizing their royalty streams. To achieve this, we deploy both the hands-on expertise of the industry's best people and cutting-edge technology to maximize opportunity and value for our songwriters both commercially and creatively. We combine global reach and a local presence, with over 850 employees operating at 48 offices in 40 countries. These teams focus on discovering, signing and developing talent and creating unique opportunities for success on a local, regional or global scale. This physical presence is vital in maintaining relationships with collection societies worldwide to ensure all generated income is accounted for and collected on behalf of songwriters and copyright holders. As part of the world's largest music company, we are uniquely positioned to develop collaborative strategies between publishing and recorded music. All with one aim: to bring value to our songwriters.

Embracing technology responsibly to benefit songwriters

We deploy cutting-edge technology and expert administration services to benefit our songwriters. Through our highly advanced technology platform, UMPG Window, we provide our songwriters and clients with real-time information on earnings, royalty and copyright data. This advanced system reflects UMPG's longstanding commitment to transparency, integrity and trust. UMPG Window uses the latest in cloud-indexing technology to provide comprehensive views of where, when and how songs are consumed around the world. UMPG Window also features: one-click, no-fee advances; international royalty "pipeline" income views; society registration information, status, and full copyright details on all works; comprehensive film and TV information for works used and royalties earned; and numerous other powerful tools to help our songwriters and clients.

Partnering with top film and TV content studios

We are a leading publisher in the film and television business. UMPG partners with most major film and TV content studios including Amazon, Banijay, CBS, Disney, HBO, Lionsgate, MGM, NBCUniversal, Paramount, Univision and Warner Bros., among others. This leading position means we represent the world's most iconic film and TV theme songs.

Multiple revenue streams

Our music publishing business derives revenue from five main sources, including:

PERFORMANCE: The rightsholder receives revenues when the musical composition is performed publicly through broadcasting of music on television or radio, and during a live performance at a concert or other venues such as nightclubs, bars, restaurants, hotels and retailers.

DIGITAL: The rightsholder receives revenues when musical compositions are distributed through audio and visual streaming services, download services, social networks and other digital music services.

Case 5:24-cv-03811-EKL Document 878-57 Filed 09/22/25 Page 84 of 206 PageID #: 129426



MECHANICAL: The rightsholder receives revenues for musical compositions embodied in recordings sold in any physical format or configuration such as CDs, vinyl records and DVDs.



SYNCHRONIZATION: The rightsholder receives revenues for the right to use the musical composition in combination with visual images such as in films or television programs, television commercials and video games as well as from other uses such as in toys or novelty items and other merchandise.



OTHER: The rightsholder receives revenues for use of the musical composition in sheet music, song folios and other uses.

Music publishing is a recurring growth business

Music publishing revenue amounted to €2,260 million for the year ended December 31, 2025, up 6.6% year-over-year, or 9.3% on a constant currency basis. Revenues benefited from the continued growth in subscription and streaming and new business wins, as well as well as improvements in synchronisation, performance and mechanical revenue.

Another chart-topping year

Our songwriters continued to top the charts around the world in 2025:

- On **Spotify**, seven of the of the Top 10 Global Artists are UMPG songwriters: Bad Bunny (No. 1), Taylor Swift (No. 2), The Weeknd (No. 3), Drake (No. 4), Billie Eilish (No. 5), Kendrick Lamar (No. 6), and Ariana Grande (No. 8). UMPG had an interest in seven of the Top 10 albums, including all of the top five (Bad Bunny, *KPop Demon Hunters,* Billie Eilish, SZA, Sabrina Carpenter); and seven of the Top 10 songs;
- On **Apple Music**, UMPG's songwriters were represented across 15 of the Top 20 Songs globally, including "APT." from ROSÉ & Bruno Mars at No. 1, and contributions to four of the Top 5;
- On **Billboard**'s Hot 100 Songwriters chart in the U.S., UMPG held three of the Top 5 spots with Kendrick Lamar (No. 1), Sabrina Carpenter (No. 3), and Billie Eilish & FINNEAS (No. 5).

Unparalleled collection of songs in every genre

We are home to many of the greatest songwriters in history. We have a global catalog containing more than five million-owned and administered copyrights. Our world-class catalog is a rich mosaic of songs spanning myriad eras, generations, genres and languages. We take a portfolio approach to growing and managing our catalog. As a result, we have a mix of songwriters from around the world, with works in our catalog inclusive of every genre —from country to Latin to pop to urban to K-pop and J-pop. Our catalog is filled with classic songs spanning generations from "Like a Rolling Stone" to "Every Breath You Take" and from "All I Want for Christmas" to "Stayin' Alive". This combines to create an ever-evolving portfolio that is unmatched in terms of our richness and diversity.

Our music publishing catalog includes some of the world's most popular songs from major songwriters and artists such as ABBA, Gracie Abrams, Adele, Mark Ambor, Jack Antonoff, Bad Bunny, J Balvin, Beach Boys, Beastie Boys, Bee Gees, Louis Bell, Matraca Berg, Irving Berlin, Leonard Bernstein, Jeff Bhasker, Justin Bieber, Benny Blanco, Andrea Bocelli, Nicholas Britell, Chris Brown, Tommy Brown, Geovani Cabrera, Mariah Carey, Brandi Carlile, Sabrina Carpenter, Michael Chabon, Nija Charles, Kenny Chesney, Desmond Child, Cirkut, The Clash, Dave Cobb, Coldplay, Luke Combs, Iván Cornejo, Lucy Dacus, Lana Del Rey, Alexandre Desplat, Aaron Dessner, Neil Diamond, Álvaro Díaz, Disclosure, Doechii, Drake, Bob Dylan, Billie Eilish, Idris Elba, Danny Elfman, Eminem, Gloria and Emilio Estefan, Zac Farro, Omer Fedi, Feid, Jerskin Fendrix, FINNEAS, Florence + the Machine, Fred again.., Future, Martin Garrix, Selena Gomez, Ariana Grande, Al Green, Josh Groban, Danny L Harle, Kid Harpoon, Emile Haynie, Jimi Hendrix, Don Henley, H.E.R., Hit-Boy, Audrey Hobert, Sam Hunt, Ice Spice, Carly Rae Jepsen, Rodney Jerkins, Tobias Jesso Jr., Billy Joel, Elton John/Bernie Taupin, Alicia Keys, Savan Kotecha, David Kushner, Steve Lacy, Kendrick Lamar, Carin León, Lil Baby, Lil Yachty, Linkin Park, Lorde, Lord Huron, Demi Lovato, the Mamas & the Papas, Steve Mac, Maroon 5, Dave Matthews, Megan Thee Stallion, Shawn Mendes, Metallica, Metro Boomin, Julia Michaels, Miguel, Maren Morris, Mumford & Sons, Nas, Randy Newman, New Order, Pearl Jam, Post Malone, Elvis Presley, Prince, Quavo, Reneé Rapp, Otis Redding, R.E.M., Red Hot Chili Peppers, Rex Orange County, Lionel Richie, Maggie Rogers,

Case 5:24-cv-03811-EKL Document 478-57 Filed 09/22/25 Page 85 of 206 PageID #: 129427

Mark Ronson, Rosalla, Carole Bayer Sager, Stephen Sanchez, Gustavo Santaolalla, Schoolboy Q, Carly Simon, Blake Slatkin, Britney Spears, Stax (East Memphis Music), Sting, Harry Styles, Swedish House Mafia, Taylor Swift, SZA, Take a Daytrip, Justin Timberlake, Brad Tursi, Shania Twain, U2, Keith Urban, Michael Uzowuru, The Weeknd, Jack White, Hayley Williams, Dan Wilson, Yahritza, Sebastian Yatra, Yusuf/Cat Stevens, Frank Zappa and Zedd.

In late 2024, we began global administration of catalogs owned by Chord Music Partners. Key UMPG signings included The Marías, Geese, Ellie Goulding, Hayley Williams, Zac Farro, Mariah the Scientist, Miles Clinton Jones, Jessica Agombar, Daniel Lopatin, Bambie Thug, Zikai and Joel Little.

Merchandising

Developing innovative cultural and retail experiences for fans

Bravado is our global, full-service merchandise business. With a portfolio spanning over 220 artists and labels, Bravado is one of the leading music and merchandising companies worldwide. Through Bravado, we develop high-quality licensed consumer products that reflect and reinforce an artist's brand and identity and present them to a worldwide audience. Our artists, labels and brands have access to a unique end-to-end merchandising ecosystem that brings together creative design, production and distribution. We work closely with new and established clients to create innovative products that are carefully tailored to the brand or artist. Our products include apparel and accessories, home goods, toys, games, luxury goods, food and other retail merchandise. They are sold through selected retail outlets and web-based stores, both directly and through third parties, and on live tours. By tapping into our global network, we can offer a comprehensive range of merchandising services, including sales, licensing, branding, marketing, eCommerce and creative resources.

Sparking connections with fans

With a focus on building connections between artists and their fans, our in-house creative development team at Bravado works closely with new and established artist-clients to create innovative products carefully tailored to the brand or artist. Our creative team operates at the intersection of art, music and fashion — identifying key trends in all three areas and creating compelling products and experiences that are in tune with today's culture. As part of a world-leading music-based entertainment company, we are uniquely positioned to create fresh and exciting products that match an artist's brand and identity. For example, for her 2025 Hit Me Hard And Soft World Tour, Billie Eilish collaborated with Bravado to create exclusive sustainable merchandise products for her fans around the world. All merchandise was made from a variety of 100% recycled cotton, organic cotton or recycled polyester, while Posters were made from 100% recycled paper.

Case 5:24-cv-03811-EKL Document 878-57 Filed 09/22/25 Page 36 of 206 PageID #: 129428

INTRODUCTION

Building our D2C business

We are excited about scaling our D2C capabilities and monetizing superfans. We are building our "owned" audience and reinforcing our labels' core artist brand building capabilities in consumer products and live experiences. Our "owned" audience, which refers to the segment of customers registered to receive marketing materials from our owned and operated websites, has grown to over 200 million fans, as we have expanded into additional territories. Our D2C business continues to be driven by our expanding global footprint of 1,600 owned and operated online artist stores, our developing supply chain infrastructure and our increasingly sophisticated customer data capabilities.

Global retail

We have developed an extensive global distribution network. Our strong direct relationships in the retail sector and ability to curate a mix of products and experiences hold the key to our success. Our global and in-market local teams work in close collaboration to manage our brands consistently and effectively across all markets and countries. Thanks to this localized approach, our activities are tailored to each individual market to achieve maximum reach and results.

Licensing

Our licensing services extend the scale and scope of our brands into categories beyond apparel and traditional consumer products. We leverage dynamic partnerships across a range of platforms and categories from footwear and accessories to gaming and spirits. Working closely within an extensive global network of best-in-class licensees, we develop dynamic brand partnerships to reach new and diverse audience segments without diluting the artist's brand.

Compelling fan experiences

Through pop-ups and unique experiential events, Bravado connects artists with fans around the world, creating unforgettable moments that maximize fan engagement. Recent examples of compelling fan experiences engineered by Bravado included the exclusive Black Sabbath "Homecoming" experience at Selfridges in Birmingham, UK to celebrate their final show, Queen "The Greatest" pop-up store in London's Carnaby Street to celebrate five decades of Music; Mrs. GREEN APPLE "MGA Magical Ten Years" pop-up at UMusic Shop Tokyo; Lil Wayne's immersive "Tha Carter VI Experience" exclusively at Selfridges in London; and Billie Eilish's Hit Me Hard And Soft pop-up stores around the world, along with so much more.

Multiple revenue streams

Our merchandising revenues are derived from four main sources:



TOURING INCOME: Sales of physical merchandise products directly to consumers at venues during tours. This also includes concession income, which is the sale of physical merchandise products directly to consumers at concessions within venues. The right to sell at concession is not limited to specific tours, Bravado signed artists or music events, but can also encompass other events within venues.



RETAIL: Sales of physical merchandise products to wholesalers and retailers.



LICENSING: Fees received from third party licensees to use our merchandising rights in products sold by or sub-licensed by the licensee.



ECOMMERCE/D2C: Sales of physical merchandise product through our network of over 1,600 owned and operated artist and other branded online stores. This also includes VIP events and fan clubs, which is the sale of premium experiences and exclusive access through a D2C channel.

Bravado signs agreements with clients that provide for usage rights of the client's name, image and likeness across product categories and distribution channels. For the year ended December 31, 2025, merchandising and other revenues were €811 million, down 3.7% year-over-year, but in line with the

INTRODUCTION

prior year on a constant currency basis, as a decline in D2C sales was offset by growth in touring merchandise sales.

Roster of clients with the greatest names in music

Our merchandising roster of clients includes some of the biggest names in music. We provide merchandising services for leading artists including 21 Savage, Gracie Abrams, Aerosmith, Anitta, The Beatles, Justin Bieber, Blink-182, DMX, Bob Dylan, Billie Eilish, Karol G, Selena Gomez, Ariana Grande, Guns N' Roses, Elton John, KISS, Lady Gaga, Kendrick Lamar, Bob Marley, Paul McCartney, Reba McEntire, Tim McGraw, Shawn Mendes, Metro Boomin, Nine Inch Nails, Paramore, Post Malone, Olivia Rodrigo, The Rolling Stones, Sex Pistols, Slipknot, Britney Spears, Taylor Swift, Shania Twain, Kali Uchis, Morgan Wallen, The Weeknd and The Who.

A number of Bravado artists are also signed across our other businesses, allowing for synergies and increased opportunities for artists. And for those Bravado clients who are not in the UMG-family, our work holds potential to ultimately expand those relationships and bring them into our family.

Commitment to sustainability

Bravado seeks to advance climate action across the industry and drive progress toward our Science-Based Targets. We have created, produced and hosted UMG x Bravado Sustainability Summits in LA, London, Nashville and New York, the first music industry sustainability summits. The summit series brought together industry leaders and innovators in sustainable solutions to share ideas and drive change.

Case 5:24-cv-03811-EKL Document 878-57 Filed 09/22/25 Page 38 of 206 PageID #: 129430

STRATEGY

Creativity, Innovation, Entrepreneurship

As a world leader in music, we are guided by our key principles of creativity, innovation and entrepreneurship, and are driven by a commitment to help songwriters and artists thrive and connect with their fans all over the globe.

Our creative and commercial foundation has a proven track record of building sustainable long-term value for our stakeholders and is built on a set of key pillars, most notably:

- Continuing to discover and break new artists and songwriters and supporting them at every stage of their career to help them achieve their greatest creative and commercial potential;
- Maximizing and protecting the value of our extraordinary catalog, both now and in the future;
- Driving growth in our subscription and ad-supported streaming revenue around the world and expanding our capabilities and repertoire in high-growth markets;
- Building winning partnerships with tech innovators to create innovative commercial opportunities and explore how technology can be used to benefit our artists in creating product, driving engagement and discovery, further fueling fandom and consumption;
- Working to maximize the power, influence and impact of music to drive social conversation;
- Progressing thought leadership on key industry issues and public policies to help maintain a vibrant and growing music ecosystem;
- Advancing data and insights, to help fuel discovery, furthering our ability to connect our artists with their fans anywhere in the world and to identify superfans;
- Enhancing our capabilities to comprehensively serve and maximize the value of superfans through D2C/eCommerce/product development, increasing monetization.

With each of these areas creating expansive opportunities, our artists and songwriters remain the cornerstone for our labels, businesses and brands. In addition, we are committed to sustainability in our business and across our industry, working to reduce our environmental footprint and generating a positive cultural handprint. For detailed sustainability-related information, see our Sustainability Statement.

Throughout 2025, we continued to make progress in all of these strategic areas — redefining the model for streaming growth, protecting artist and songwriter rights through Artist-Centric principles, building winning partnerships with tech innovators, seizing upon the opportunities of new technologies like AI, boosting our presence and capabilities in high-growth markets, discovering new ways to build audience using our data, leveraging our expansive catalog even further; and leaning into consumer, commerce and superfan monetization.

And, of course, we continue to break new artists, time and again, in all genres and categories and in markets around the world. We are proud of the breadth and success of these strategic initiatives and investments, as we remain well positioned to realize the extraordinary potential that lies ahead for the industry.

Deepening our local-global approach

We are a global company built on expertise and relationships with local music communities around the world. We believe local repertoire is historically the most successful repertoire in music markets spanning the globe. We are committed to expanding our presence and accelerating our growth in both high-growth potential markets and far-reaching regions to discover exciting new music and artists globally, expand our catalog and repertoire, create opportunities to connect with local music fans, help introduce new music to global audiences and further benefit from the growth to come in these markets.

Why it matters: Our diverse and long track record of worldwide successes helps us continually attract new talent to our roster. New talent will always be integral to our future success. The more those artists reflect the local culture for the consumers and communities we serve, the more those fans will connect to their music, including in high-potential markets like India, the Middle East, West and Sub-Saharan Africa and Greater China.

Expansion strategy: We continue to expand our global reach by investing in local markets. We are doing that in three ways: local artist investment; local label partnerships; and acquisitions.

Case 5:24-cv-03811-EKL Document 878-57 Filed 09/22/25 Page 39 of 206
PageID #: 129431

STRATEGY

Local artist investment: Through our multi-label structure, we sign and develop local artists, while building a roster of the best talent each region has to offer, just as we do in more established music markets.

Partnerships: We partner strategically with leading local labels, artist managers and entrepreneurial companies to support and boost them with global promotion, distribution and a full suite of artist services.

Through Virgin Music Group, we partner with regional independent labels to help their artists achieve critical and commercial success outside of their local markets. For example in **Latin America**, Socios Music, the record label of influential rising global artist Carin León, formed a unique partnership with VMG and Island Records to release new music. An award-winning artist from Mexico, León has a discography of globally charting songs that have amassed millions of streams globally, including the Latin Grammy winning song "Como Lo Hice Yo".

In **Asia**, VMG teamed up with Tokyo-based Bushiroad Music to distribute its gaming and anime music globally. A subsidiary of gaming and anime producer Bushiroad Inc., the label manages several music properties, including content from BanG Dream! Girls Band Party!, the parent company's smartphone game with over 20 million users globally. VMG also formed a strategic long-term agreement with Hungama Digital Media, a digital entertainment company across South Asia. The partnership will expand the reach of Hungama's extensive music catalog while VMG will gain regional expertise and deepen its presence in India's regional music scene.

In **Africa**, VMG struck a partnership with RainLabs, a distribution and label services company headquartered in Ghana. The collaboration will provide digital distribution, marketing, creative production and brand partnership services to Africa-based artists, allowing them to reach global audiences and achieve lasting success. Founded in 2020, RainLabs's roster includes Joey B, Cina Soul, Baaba J, Kofee Bean and Ess thee Legend.

And in **India**, we have continued to deepen our presence and capabilities through a series of strategic initiatives. Notably, Universal Music India (UMI) entered a strategic partnership with Maddock Films, a leading film production company, to further integrate music and film and expand our reach in the Indian entertainment ecosystem. This collaboration enhances UMI's ability to identify, develop, and promote local talent, while deepening its presence in India's largest music category – domestic film music – by leveraging Maddock Films' strong market presence and content pipeline.

Acquisitions: Through M&A, we acquire local labels, catalogs and artist services businesses.

In **Latin America**, VMG acquired Saban Music Latin, including the catalog and future releases from its roster of artists including German Montero, Fuerza De Tijuana, Reykon, Jon Z, Almighty, Jesus Mendoza, Banda Cruz De Oro, Michael Stuart, and Abel Zazueta Y Los De Culiacan.

In **Africa**, we acquired a majority stake in one of the world's most dynamic and exciting independent record labels, Mavin Global (Mavin) in 2024. The Lagos, Nigeria-based label is the driving force behind many of the continent's most successful Afrobeats artists. Founded in 2012 by renowned artist, producer, music executive and entrepreneur, Michael Collins Ajereh (aka Don Jazzy), Mavin has played a pioneering role in breaking Afrobeats artists within Africa and beyond. Mavin is home to a number of accomplished artists including Ayra Starr, Lifesize Teddy and Rema, whose hit single "Calm Down" featuring Selena Gomez is the biggest Afrobeats song of all time and holds the record for the most viewed video of all time by an African artist on YouTube, as well as being the first African artist-led track to surpass 1 billion Spotify streams and views on YouTube. Founder and CEO Don Jazzy and COO, Tega Oghenejobo continue to lead the company, which gives us the opportunity to partner with proven local executives and experienced A&R professionals further strengthening our position in Africa.

Case 5:24-cv-03811-EKL Document 878-57 Filed 09/22/25 Page 40 of 206 PageID #: 129432

STRATEGY

In **Asia**, we have made a number of acquisitions related to our expansion strategy.

In 2024 we completed the full acquisition of RS Group in Thailand, a key music market in the region. The acquisition includes Thailand's second largest music catalog with over 10,000 master recordings, 6,000 copyright ownerships, publishing rights, and licenses spanning four decades, as well as a leading Thai music distributor and a management company. This acquisition and the integration of local talent and repertoire helped us increase our market share in Thailand by over 50% since 2018.

We also purchased the catalog of iconic U.K.-based South Asian record label Oriental Star Agencies ("OSA") in 2024, including all of the label's recordings and publishing rights. A slice of over 50 years of South Asian culture and heritage, the catalog comprises approximately 18,000 song, concert and video recordings, featuring legendary and genre-defining Pakistani and Indian artists.

In 2025, Universal Music Japan acquired a majority stake in A-Sketch, a leading Japanese music company founded in 2008. A-Sketch has successfully signed and developed artists across rock, J-pop and Anime-music, with a roster of popular Japanese artists including Saucy Dog, Flumpool and Ayumu Imazu, and a catalog of classic releases from ONE OK ROCK, among others. A-Sketch's MASH A&R is one of Japan's leading rock management companies, with a roster of artists including The Oral Cigarettes, FREDERIC, and Saucy Dog.

In 2025, Universal Music Turkiye acquired the recorded music catalog of Sezen Aksu, known as the "Queen of Turkish Pop". Aksu is one of the most successful Turkish singers, songwriters and producers and has been the most-streamed female artist in Turkey for the last seven years. Her career spans over five decades, during which she has released 30 albums and 21 singles and sold more than 40 million physical albums worldwide.

Spotlight on China

Under the leadership of Timothy Xu, Chairman & CEO for Universal Music Greater China (UMGC), we have strengthened and grown our business operations across Greater China, one of the world's fastest growing and most dynamic music markets. We launched a new strategic division, Universal Music China Greater Bay Area, covering China's Greater Bay Area including Hong Kong and Macau. With our new headquarters in Shenzhen, UMGC is the first major music company to establish a division in China's Greater Bay Area, the world's largest and most economically vibrant urban cluster. In addition to Shenzhen, UMGC has offices in Beijing, Hong Kong, Shanghai and Taipei to support the next phase of growth across the region.

New partnerships and strategic developments in Greater China include:

Our landmark strategic distribution agreement with Modern Sky, China's prestigious independent music label that will provide Modern Sky's extensive catalog and roster of artists with access to our worldwide distribution network. It also opens doors for expanded collaboration between the two companies to elevate and introduce China's original music and vibrant youth culture to international audiences. Founded in 1997, Modern Sky has been instrumental in shaping China's indie music movement, producing over 500 albums and working with some of the country's most influential bands and artists. The label is home to over 150 acts, including emerging talents with a diverse range of musical genres and an increasingly global perspective. The company launched China's first large-scale outdoor music festival, the Strawberry Music Festival in 2009, and organizes over 30 music festivals annually and more than 1,000 performances across China.

UMGC partnered with iQIYI, China's leading online entertainment platform, to exclusively distribute worldwide the new releases from contestants of "The Rap of China 2024", while providing them with an integrated support network. *The Rap of China* series produced by iQIYI is the first Chinese reality program to adopt a narrative-driven episodic format, focusing on young Chinese rap talent. Since its debut in 2018, the show has become a cultural phenomenon in China, sparking a nationwide rap craze. As one of China's most successful youth culture brands in recent years, "The Rap of China" series has successfully launched the careers of numerous outstanding rap artists.

Case 5:24-cv-03811-EKL Document 878-57 Filed 09/22/25 Page 41 of 206 PageID #: 129433

STRATEGY

We entered a strategic agreement with TF Entertainment, the driving force behind China's premier idol sensations TFBOYS and Teens In Times. UMGC will provide global digital distribution for TF Entertainment's roster of talent, targeting markets outside Mainland China to further elevate C-pop's prominence on a global stage.

UMGC signed an exclusive global agreement with Liu Huan, known as the "King of Chinese Pop". Huan has been a household name in China since the 1980s, after defining the voice of the era. A prolific songwriter and music educator, he has made significant contributions to the evolution of Chinese pop. The multi-year agreement with UMGC marks the first time that Liu Huan's majority body of work —both recording and publishing rights— will be united.

UMGC signed a new partnership with Mandopop artist David Tao and his company GREAT Entertainment, further expanding its presence in the Greater China region. As part of the deal, UMG will provide the Taiwanese singer-songwriter and GREAT Entertainment access to the music giant's global infrastructure and creative network. The partnership kicked off with the release of Tao's eighth studio album, *STUPID POP SONGS*, his first full-length project since 2012.

UMGC signed multi-faceted young artist Nana Ouyang — a renowned cellist, singer-songwriter, and actress, returning the acclaimed artist to UMG, where she began her career. The collaboration encompasses music development, global distribution, artist representation for music-focused activities and brand partnerships.

UMGC announced the launch of Deutsche Grammophon China ("DG China") and Blue Note Records China, marking a major expansion into China's burgeoning classical and jazz music sectors. As two of the most iconic labels in global classical and jazz history, Deutsche Grammophon and Blue Note will now operate dedicated China imprints through collaboration with UMGC, bringing their artistic excellence and storied legacy into closer dialogue with China's music community. Both new labels will focus on identifying and supporting rising Chinese talent, fostering creativity, and building pathways for Chinese musicians to connect with global audiences.

Enhancing our capabilities to maximize the value of superfans

The deep and passionate connection between artists and their fans —"super-fandom"— is a core component of music industry economics. Unlocking the power and maximizing the value of the superfan has been at the heart of our growth strategy for many years, utilizing our cutting-edge data and technology to expand our direct fan audiences and better understand fan behavior. Superfans, a growing and influential category of music enthusiasts, spend 75% more each month on live music events and physical music purchases than the average music listener, based on data from Luminate's 2024 Year-End Music Report.

These fans drive increased activity both on platforms, but also through our rapidly growing D2C, eCommerce and merchandising businesses, which represent a significant opportunity for us to grow authentic engagement between fans and the artists they love.

We are also engaging superfans with new products and experiences that unlock their spending potential, and we are seeing dramatic growth in revenues that are complementary to streaming. These include premium music and merchandise collectibles and innovative superfan experiences.

We see an especially exciting opportunity to serve superfans through D2C channels and we are expanding our capabilities to do so. We will identify and serve superfans across multiple channels but more and more of this business, particularly in physical formats, will continue to be D2C.

In recent years, the launch of our own dynamic global eCommerce platform has enabled its D2C, digital goods, merchandise divisions to accelerate and amplify artists' ability to create experiential, commerce and content offerings for their fans. The platform is already supporting more than 1,600 owned and operated artist and other branded online stores globally, helping to rapidly grow our D2C revenues and enabling us to build our owned audience of more than 200 million fans as we have expanded into additional territories. We are leaning further into eCommerce and focusing efforts towards building an enhanced and holistic fan-centric ecosystem for our artists, providing them with a robust network of tools and services to build comprehensive global campaigns that will help them reach fans around the world.

Case 5:24-cv-03811-EKL Document 878-57 Filed 09/22/25 Page 42 of 206 PageID #: 129434

STRATEGY

We are actively increasing our global audience and customer footprint, connecting with music fans and superfans around the world in order to retain and deliver subscribers and fans access to the experiences and products they want the most.

The superfan D2C opportunity is not just a complementary, high growth revenue opportunity; it's also an important competitive advantage that we believe is increasing our appeal to artists and giving us the capability to do more for them than our competitors.

We are actively growing our global superfan business, introducing and developing more products and experiences for our most passionate and engaged fans. Examples of these include physical product collectibles, high-end merchandise collaborations such as Nike x Billie, Billie Eilish's ongoing collaboration with Nike, and Olivia Rodrigo's House Party on Roblox.

We made a strategic investment in NTWRK, a premium live-video shopping platform and curated marketplace serving buyers and sellers. As part of this investment, NTWRK then acquired publisher Complex to create a new destination for superfan culture that will define the future of commerce, digital media and music. The acquisition marks the next generation of Complex's leadership as a publication reaching young audiences about the trends, products and styles they love. By marrying an eCommerce platform anchored in sneakers, streetwear, and collectibles with content and music, the company operates a digital hub at the forefront of convergence culture. The deal allows Complex to leverage NTWRK's marketplace and culture-obsessed consumers to create a one-of-a-kind experience for a highly engaged audience. This provides our artists a dynamic network to deepen connections with superfans through unique collaborations and cultural moments.

UMusic Hospitality & Lifestyle (UMHL) extends UMG's ecosystem into physical spaces where music, culture, and commerce converge. Building on the success of UMusic Hotels Madrid, UMHL has expanded to encompass standalone retail, food and beverage, creative hubs, and venue concepts. In 2025, the first UMusic Shop opened in Madrid, followed by New York and London later in the year. Separately, UMG operates a fourth UMusic Store in Tokyo's Harajuku district.

Continuing to drive the music industry forward

Music as an industry is constantly evolving. We strongly believe we have the right formula to stay in front of that evolution.

As part of our industry leadership, we are focused on helping to maintain a thriving and sustainable global music ecosystem; continuing to redefine the streaming model in order to create greater value for artists, fans, music companies and platforms, while protecting and reinforcing the value of human artistry and creativity.

We have once again distinguished ourselves with our thought leadership and action, which we believe sets out a clear path for both us and the broader industry in the coming years:

- Ushering in the next era of streaming growth with "Streaming 2.0" and further advancing our "Artist-Centric approach" to streaming model innovation;
- Continuing our industry-leading push to define and establish responsible AI for the benefit of all artists; and
- Exploring new creative and commercial avenues for monetizing music well into the future.

Advancing Artist-Centric and Introducing Streaming 2.0

The Artist-Centric principles first spearheaded by UMG continue to make progress in the industry as they became more broadly embraced by DSPs. Initially, we focused on:

- Ensuring that real artists with real fan bases are better recognized and rewarded for the platform engagement they drive and value they create;
- Protecting an artist's music and royalties from systematic streaming fraud, manipulation and misattribution;
- Better differentiating music from the flood of noise that has accelerated in recent years, all of which undermines the user experience, diminishing discovery and diluting authentic fan engagement.

We began in 2023 with several streaming DSPs' adopting and exploring Artist-Centric principles. The engagement here included Deezer and Spotify, as well as Tidal and SoundCloud, as platforms

STRATEGY

looked to better reward real engagement by creating a bespoke model that better reflects our own fan-driven consumption and listening experience.

We continued to lead the industry forward in our groundbreaking deals and collaborations with Amazon, Meta, TikTok, Snap, YouTube and others that helped apply Artist-Centric principles into social listening and other categories.

Throughout 2025, we actively advanced our Artist-Centric principles with a number of key partners to meet what we believe will be opportunities to increase our and our artists' revenue by building innovative superfan focused product offerings. This will create new revenue streams, and opportunities for artists to engage with their biggest fans.

We are working closely with partners on the development of a compelling set of new features that could form a super-premium subscription tier to help elevate the listener experience and further deepen artist-fan engagement. In the future, we expect super-premium tiers to be deployed by most streaming platforms—enhancing the user experience, bringing fans closer to the artists they love and increasing subscription revenue for artists. The best way to characterize our vision for streaming's transformation through innovation is to frame the evolution of the market from "Streaming 1.0" to "Streaming 2.0".

Charting the transformation of our business over the past decade, it was essential to encourage the market's evolution by focusing on a simple and appealing value proposition for subscription streaming, with services effectively marketing this clear and compelling product. We refer to this period as Streaming 1.0, when market adoption scaled dramatically. However, the simplicity of this model —with all streams being equal— has precipitated problems with volume prioritized over value. We believe that the streaming models must adapt to embrace change.

Under Streaming 2.0, we elevate our focus on maximizing customer value, while also continuing to grow the subscriber base. We believe that customer segmentation driven by product innovation will be an important contributor to the next stage of subscription market growth. We are focused on how best to drive customer acquisition via free tiers while also improving their economics, as we realign the subscription model around the core value driver of authentic artist-fan relationships and ultimately endeavor to capture higher customer value through super-premium tiers of service.

Subscriptions and ad-funded streaming have been primary growth drivers of our business over the last ten years and are expected to continue to be engines of growth going forward — but we believe growth in the years ahead will also be driven by targeting the superfan opportunity and through our partnerships with a broad array of businesses fueled by music. This is how we further address our goal of broadening and deepening monetization in the era of Streaming 2.0.

We executed our first major Streaming 2.0 deal in late 2024 when we expanded our global partnership with Amazon, implementing artist centric initiatives, advancing AI and fraud protections and promoting revenue growth. In 2025, we signed new multi-year agreements with Spotify and YouTube platforms covering recorded music and music publishing that also embrace our Streaming 2.0 framework. These agreements provide for new paid-subscription tiers, the bundling of music and non-music content, and a richer audio and visual content catalog that we believe will benefit artists, songwriters, platforms and consumers alike.

We are extremely encouraged by this initial implementation of Streaming 2.0. Aligning our goals with those of our platform partners is an initiative that we believe will benefit the entire music ecosystem.

The big picture: The economics of streaming is a vastly more complex subject than it was at the infancy of the format nearly two decades ago. Artist-Centric and Streaming 2.0 address many aspects of the traditional streaming model that have come to need revision in order to create better equity for the artists who drive value for DSPs. Over the past two years, UMG has spearheaded the Artist-Centric approach, which has gained significant momentum as the driver for that change.

Why it matters: The work and value of artists have become increasingly diluted on digital platforms by an oversupply of content, much of it merely noise and increasingly more of it associated

Case 5:24-cv-03811-EKL Document 878-57 Filed 09/22/25 Page 44 of 206
PageID #: 129436

with fraud. This situation has become even more pronounced with the increased availability of unlicensed, generative AI technology.

This has served to drown out the real music that fans actually want to hear. The principles of an Artist-Centric approach to streaming were conceived by us to better reward music artists and songwriters that inspire audiences and drive the most engagement, not the bots and white noise diluting that experience.

The details: While there is a significant degree of consensus about core objectives and guiding principles, each platform will decide how they implement their version of the Artist-Centric model. Some examples of how platforms are approaching this include: rewarding songs or artists that reach a certain threshold of listeners or streams; rewarding streams that reflect more active fan engagement; limiting the impact of non-artist noise content on platforms; protecting the royalty pool from generative AI dilution; improving fraud detection and attribution; cleaning up zero-value content already on platforms; and removing incentives for bad actors. Artists at every stage of their career will benefit from these moves since they are prioritizing authentic artist-fan engagement.

What's ahead: We continue to work with every DSP to embrace Phase 1 and 2 Artist-Centric approaches that will support all artists regardless of the scale at which they are operating and regardless of the stage of their careers. Adoption of these core principles will enhance artist discovery and will also significantly benefit the streaming services themselves by returning them to their core mission of bringing great music to fans. As part of that process, it promotes subscriber acquisition and retention.

Embracing AI for good

History has taught us that the emergence of new technologies comes with both transformative opportunities and inherent risks to traditional business models. We believe that AI is no exception. Our use of AI in the context of our business is wide ranging, and includes expert systems, machine-learning based systems and generative systems. In order to address and harness the rapid acceleration of developments in AI, we have developed a strategy that carefully choreographs offense and defense while placing artists' interests at the center of the conversation.

Based on what we've done with our AI partners to date, and what we see on the horizon, we believe that AI has the potential to enable us to connect our artists with their fans in new and innovative ways—and with advanced capability on a scale we've never encountered. Already, with AI we see the advancements in these three categories which we will describe in greater detail below: 1) creative tools that artist can use in the production of their music 2) new ways for fans to interact with our artists' music 3) advancements in the detection of copyright infringement. Because we believe that AI can be used to enhance human creativity in music, enriching aspects of what we do for our artists and their fans. We have been exploring the opportunities emerging from this technology for years. This includes applying AI for advances in data analytics, marketing tools, enhanced studio and audio production, while working to protect the long-term value of artistic content. We use a combination of in-house developed AI tools, as well as a variety of third-party AI tools. In-house developed AI tools include, for example, those for audio quality assurance testing and content tagging, and they operate on our own catalog or on our distributed catalog. The quality assurance tool analyzes audio to either identify common problems like pops or hiss, and the tagging tool analyzes audio to generate metadata information, such as beats-per-minute or musical key. We also hold AI marketing patents that generally cover automation of marketing campaigns and audience optimization, for example by predicting audience behavior or identifying possible audience segments of interest.

Why it matters: Placed in a context where artists' rights and interests are embraced and advanced, AI has the potential to amplify human imagination and enrich musical creativity in extraordinary new ways. We see great potential in AI to inspire and empower a new generation of talent.

An example of this approach is our collaboration with YouTube in 2023 to launch their first AI-related music experiment —Dream Track for Shorts and Music AI tools— built in collaboration with Google DeepMind. The experiment was designed to help explore how the technology could be used to create deeper connections between artists and creators, and ultimately, their fans. The experiment brought together a working group of artists, songwriters and producers - including UMG's Demi Lovato, John

Case 5:24-cv-03811-EKL Document 878-57 Filed 09/22/25 Page 45 of 206 PageID #: 129437

STRATEGY

Legend, Troye Sivan, and others – to collaborate in YouTube's AI Music Incubator to help shape the potential creative and commercial future for AI in music. With this initiative, we established a shared set of principles and best practices with YouTube around the use of AI in the creation of music. Central to this collective vision is building a safe, responsible and profitable ecosystem for music and video as technology advances — one where artists and songwriters can maintain their creative integrity and be compensated fairly.

We also joined with Roland Corporation, the electronic musical instruments maker, to publish Principles for Music Creation with AI, a series of clarifying statements relating to the responsible use of AI in music creation and advocating for their adoption across the music industry and creative community. The principles highlight the opportunity for innovation with AI in music production, composition, and songwriting while underscoring the need for transparency, equity, and community involvement. Today, more than 90 prominent music companies, associations, and institutions globally added their support to the Principles, underscoring our influence as an industry leader in this space.

As our AI strategy has progressed, we have seen many more companies committed to exploring responsible AI development, working with us on solutions that respect artists' right and interests, unlock creativity, explore new commercial opportunities for us and compensate artists appropriately.

In late 2025, we made major strides toward establishing new AI revenue streams by signing an industry-first strategic licensing agreement with Udio for a new licensed AI music creation platform. We agreed to settle our copyright infringement litigation, and will collaborate on a new music creation, consumption and streaming experience. The license agreement covers recorded music and music publishing and provides for new revenue opportunities for UMG artists and songwriters. The new platform will launch in 2026 powered by cutting edge generative AI technology trained on authorized and licenses music. Subscribers will be able to customize, stream and share music in a protected environment on the Udio platform.

Other notable strategic developments we have made around Ethical AI include:

Universal Music Japan and KDDI Corporation entered a strategic partnership in music and entertainment, aiming to foster new engagement opportunities between artists and fans. The two companies will collaborate on and develop new services that deliver innovative entertainment experiences leveraging cutting-edge technologies, such as generative AI. The partnership will aim to balance the opportunities AI offers for personalization and creativity with the need to protect the established value of music and intellectual property.

We are in collaboration with KLAY Vision Inc. on a pioneering commercial ethical foundational model for AI generated music that works in collaboration with the music industry and our creators. KLAY aims to be the backbone for a new era of innovation, powering new products and experiences, committed to the premise that AI can bolster and grow musical creativity and human artistry. At the core of this shared vision is the conviction that state-of-the-art foundational AI models are best built and scaled responsibly through constructive dialogue and consensus with those responsible for the artistry.

We partnered with SoundPatrol Inc., a research lab for large music models on a first-of-a-kind collaboration to protect artists from the unchecked copyright infringement activity coming from AI music generators. This groundbreaking development is made possible through SoundPatrol's patent-pending "forensic AI model for audio-video fingerprinting", which employs neural embeddings that capture and analyze musical semantics in order to identify the influence of original human-created music in fully or partly AI-generated music content. The technology represents a step change in copyright detection and responsible music creation and is tailored specifically to capture the evolving complexities of the music landscape.

We formed a strategic collaboration with Idealab Studio, a leading technology incubator behind ProRata.ai, a company founded to enable generative AI platforms to fractionally attribute and compensate content owners. ProRata's technology is designed to enable generative AI platforms —for the first time — to help accurately attribute and share revenues on a per-use basis with content

Case 5:24-cv-03811-EKL Document 878-57 Filed 08/22/25 Page 46 of 206
PageID #: 129438

owners. The company's attribution technology will help protect and reward creators while preventing unreliable content from driving AI query responses.

And we are helping to develop the next generation of creative tools to apply AI technology in the production studio:

With Splice, the world's most popular music creation platform, we are collaborating on joint exploration of the next generation of AI-powered music creation tools for musical artists. UMG and Splice are building a roadmap for development of commercial AI tools rooted in creative control and sonic excellence. The artist-centric agreement builds on Splice's suite of AI-enabled creator tools, which continue to respect intellectual property, and combine high-quality creative ingredients.

We partnered with Stability AI to develop professional AI music creation tools powered by responsibly trained generative AI. Through this alliance, Stability AI's research and product teams will work with UMG and its artists to determine the needs and technical approaches for the next generation of music creation tools. Together, they will explore new recording and composition concepts, gather insights into artists' needs, and better understand how artists adopt and engage with these technologies. The collaboration will prioritize feedback from the creative community to guide the creation of fully licensed, commercially safe AI music tools, advancing responsible innovation that supports the creative process of artists, producers and songwriters globally.

Guarding against AI's risks: Rapid technological advancements have enabled digital manipulation, misappropriation and misattribution of an artists name, image, likeness, voice and style—the very characteristics that differentiate them as performers with unique vision and expression. Our challenge and opportunity as an industry is to establish effective tools, incentives and rewards—as well as rules of the road —that enable us to limit AI's potential downside while promoting our promising upside.

We have articulated the importance of establishing the perimeters of copyright, to help ensure that artists' creative output continues to be respected for generations to come. We support the Human Artistry Campaign (HAC) and our principles —the HAC is a global initiative formed in early 2023 to protect creators' rights in the age of AI, with more than 170 supporting organizations from 40+ countries.

In addition to responsible and ethical AI industry collaborations and thought leadership, we are pursuing the establishment of legislative and regulatory "guardrails" for AI, including backing legislation that would establish a federal right of publicity in the United States protecting all Americans' image, likeness and voice—and helping to prevent deepfakes. We are vigorously advocating for public policies furthering responsible AI with governments around the globe, including through multi-stakeholder coalitions and trade bodies, as well as on our own.

We are also protecting creators' rights in the AI environment through litigation. For example, UMPG, alongside two other music publishers, filed a copyright infringement lawsuit against Anthropic for their large-scale, wholesale copying of copyrighted lyrics and we are part of the RIAA's action against unlicensed generative AI platform Suno.

The bottom line: We believe that AI will never replace human creativity because it will always lack the essential spark that drives the most talented artists to do their best work. Forging a path on behalf of and in collaboration with the entire music community will help enable us to empower this breathtaking technology responsibly to the benefit of the entire creative ecosystem.

Embracing entrepreneurs to accelerate the next wave of transformation

With a view to our industry's future, we continue to advance our role as an industry leader in promoting entrepreneurship. We do this through a wide range of digital innovation programs, including Abbey Road REDD. The Abbey Road REDD Incubator exists to seek out and nurture the best innovation in music technology. It partners with startups across the world that are trying to improve the way music makers create, capture or connect their work. In addition, we drive innovation through a broadly deployed Accelerator Engagement Network. Since 2017, our UMG Digital Innovation outreach has enabled us to monitor more than 2100 startups in the music technology space, engaging meaningfully with a subset and turning several into value adding partners for UMG.

Case 5:24-cv-03811-EKL Document 878-57 Filed 09/22/25 Page 47 of 206 PageID #: 129439

STRATEGY

In turn we have engaged an innovation network of 18 partners made up of internal acceleration and incubation programs, external mentoring programs, and accelerator partnerships. This network has passed through more than 250 startups in the music and media sectors which have raised funding of more than $330m combined over their lifecycles.

Our core music DNA—conveyed through incubation, connectivity, mentorship and the strategic partner network that we can provide startups and entrepreneurs — is the greatest asset we can provide early-stage companies. Our online hub UMusicLift, is dedicated to supporting startups with learning resources, news, spotlights and pathways to connect with our Digital Innovation team. Our company values are deeply embedded in supporting creators of all kinds, including those focused on digital technology. We are the home for many of music's greatest artists, innovators and entrepreneurs.

Since the inception of the Digital Innovation program in 2017, we have been at the forefront of nurturing the music-tech ecosystem globally, developing partnerships with key networks, embracing and mentoring startups, and creating programs and collaboration opportunities to support these emerging businesses. Some examples of companies backed by us, and our accelerator program include innovators like Audoo, Medimusic, MEDRhythms, soundBrilliance and Xone among others. By advancing entrepreneurial innovation, these initiatives also drive significant value for us and, by extension, our artists. As technology continues to transform the media landscape, our ongoing commitment to bolstering this vital ecosystem is central to our mission and we look forward to supporting the entrepreneurs of tomorrow.

Innovation and R&D

Innovation is a key element of how we continue to lead. We are not only maximizing existing commercial opportunities for our labels and artists, but also evolving our broad range of businesses to identify future opportunities, fan behaviors and consumption trends. We drive innovation through ongoing investment in R&D, focusing on new products, services, and business models that enhance music creation, distribution, and monetization. Our R&D is embedded across recorded music, publishing, merchandising, and digital platforms, with a strong emphasis on technology integration, especially data analytics and AI.

UMG's Global Insights Team leads one of the most extensive research programs in the music industry, providing research, analytics and strategy to support our operations around the world. Our research tracks consumer behavior in 25 markets across five continents, or approximately 90% of the streaming market. We speak to nearly 100,000 online consumers annually to better understand audience behaviors across markets, genres and platforms. We believe this gives us a unique understanding of how consumers engage with each platform in the ecosystem and anticipate their future actions. The Global Insights Team has been central to the development of our artist-centric strategy.

We hold a small portfolio of patents in the areas of AI and digital music technologies to protect our innovations, promote marketplace development and support our competitive position. We currently hold five patents related to AI-driven content creation, analytics, music distribution, content protection and rights management. In 2025, UMG formed a strategic partnership with IP asset management, investment and advisory firm Liquidax Capital to accelerate the development of UMG's music-related AI patents. Liquidax assists with the development, filing, and licensing work related to these patents. In connection with the partnership, Music IP Holdings, Inc. (MIH) has been formed to hold and license the AI patents and other technologies developed into the global marketplace. To date, MIH has filed over 50 patents – 2 of which have been issued, 7 with a notice of allowance, and the rest pending - in the fields of musical collaboration, multi-media content and campaign creation, music & health, AI threat protection, music administration, and rights management.

We harness technological innovation to drive market growth. Our unmatched commitment to lead in collaborative development of new services, platforms and business models for the delivery of music and related content-empowers innovators and promotes new commercial and artistic opportunities. We collaborate with startups and tech partners through programs like Abbey Road

Case 5:24-cv-03811-EKL Document 878-57 Filed 09/22/25 Page 48 of 206 PageID #: 129440

REDD and our Accelerator Engagement Network, mentoring, incubating and directly supporting over 250 music-tech startups since 2017.

Through our expansive alliances and groundbreaking partnerships across the industry, we enable our artists to better monetize their work and build deeper engagement with their fans. For example, we partnered with Apple to introduce a new category of streaming music called “Sound Therapy” supported by a team of scientists, engineers and producers at Sollos, Universal Music’s groundbreaking music-wellness venture. Sound Therapy is an audio wellness initiative was advanced by years of proprietary research and development by UMG to help listeners attain clearer focus, deeper relaxation and better sleep, which launched exclusively on Apple Music in 2025.

Innovation is central to our mission to bring more music to more people around the world.

Advancing data and insights

A crucial aspect of our focus on innovation is the high priority we place on operationalizing data and analytics at an industry-leading scale to promote the interests of our artists. Over the past several years, we have made sustained strategic investments in our data architecture and underlying data assets, expanding the range and impact of data-driven applications across our organization.

Our data organizations include teams of analysts, data scientists, machine learning scientists, and engineers across our global markets and business units. Together, they bring deep domain expertise across a wide range of disciplines and use cases, developing and deploying advanced models and AI-driven applications to support our operations worldwide. These teams leverage diverse data sources, techniques, and technologies to enhance talent identification, strengthen audience development and marketing effectiveness, and deepen understanding of our artists’ fans — enabling more meaningful and enduring connections.

We are also leveraging AI to broaden access to data and insights across our company, equipping teams globally with intelligent tools that surface relevant information more quickly and at greater scale. By accelerating the flow of insights across functions and markets, we enable faster, more informed decision-making in support of our artists and our business.

Case 5:24-cv-03811-EKL Document 878-57 Filed 09/22/25 Page 49 of 206 PageID #: 129441

ORGANIZATIONAL AND REPORTING STRUCTURE

Corporate executives

The following structure chart illustrates the simplified structure of UMG as at December 31st, 2025

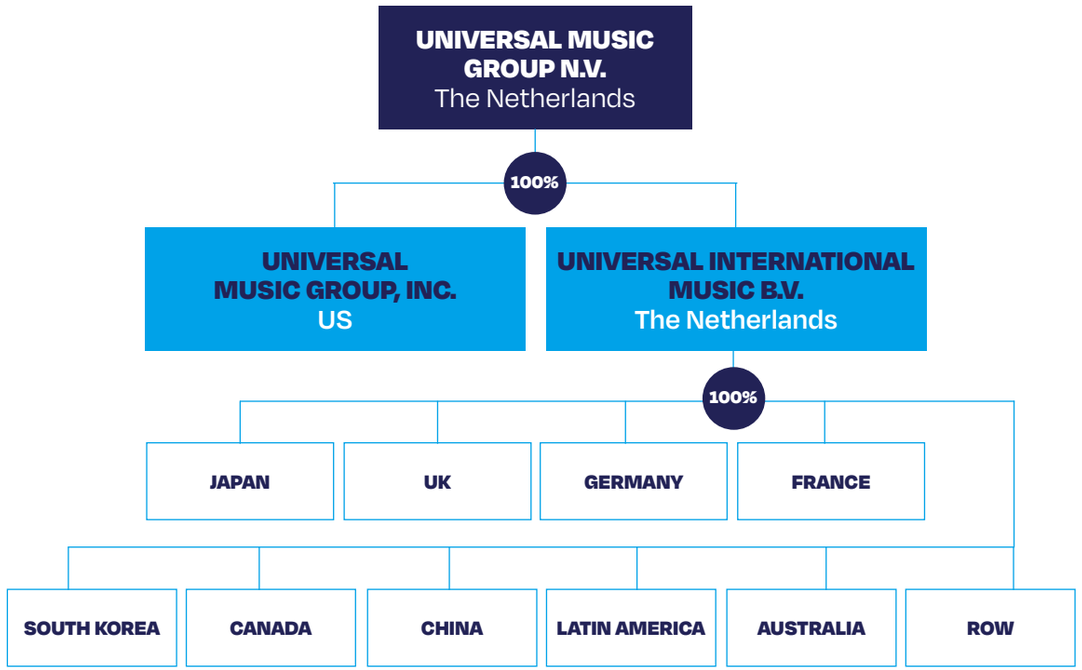

UMG is managed by corporate executives (the Corporate Executives).
The current Corporate Executives consists of nine key members, each of whom oversees a specific aspect of the business. The persons set forth below are the current members of the Corporate Executives.

Name	Age	Position
Sir Lucian Grainge	66	Chairman & Chief Executive Officer
Vincent Vallejo	65	Deputy Chief Executive Officer, Corporate
Matt Ellis	54	Chief Financial Officer
Philippe Flageul	61	Executive Vice President, Controller
Jody Gerson	65	Chairman & CEO for Universal Music Publishing Group
Jeffrey Harleston	65	General Counsel and Executive Vice President of Business & Legal Affairs
Eric Hutcherson	56	Executive Vice President, Chief People and Inclusion Officer
Boyd Muir	66	Chief Operating Officer
Michael Nash	68	Executive Vice President, Chief Digital Officer
Will Tanous	55	Executive Vice President, Chief Administrative Officer

Set out below are brief summaries of the biographies of the members of the Corporate Executives:

Sir Lucian Grainge (Chairman and Chief Executive Officer)

Sir Lucian has transformed Universal Music Group (UMG) into the most successful company in the history of the music industry by pioneering new approaches to signing and developing the most successful recording artists and songwriters and championing innovative business models with a wide range of media and technology partners. For more than two decades, UMG has been the No. 1 music company in the world. Over the span of four decades at UMG, Sir Lucian has signed and worked with many worldwide stars including ABBA, Andrea Bocelli, Sabrina Carpenter, Eminem, Elton John, Lady Gaga, Kendrick Lamar, The Rolling Stones, Taylor Swift, U2 and Amy Winehouse, among many others. In 2011, he led UMG's successful acquisition of the recorded music assets of the

Case 5:24-cv-03811-EKL Document 878-57 Filed 09/22/25 Page 50 of 206
PageID #: 129442

ORGANIZATIONAL AND REPORTING STRUCTURE

legendary British music company EMI, revitalizing its iconic Capitol Records, and, in the process, further strengthening UMG's position as the global leader in music. *Billboard* magazine has listed Sir Lucian a record eight times at No. 1 on the publication's annual Power 100 list of the most influential music executives and Variety magazine has ranked him among the Top 10 most powerful executives in the global entertainment industry. A native of London, Sir Lucian was bestowed with a knighthood in 2016 by Her Majesty Queen Elizabeth II in the Queen's 90th Birthday Honours list for accomplishments in the music industry and leadership through its challenging times, contributions to British business and inward investment, as well as his development of innovative business models, technology and media partnerships that have expanded UMG's global presence. In 2020, Sir Lucian received a star on the Hollywood Walk of Fame. Sir Lucian lives in Los Angeles with his wife and has three children. He serves on the board of Northeastern University in Boston, Massachusetts.

Vincent Vallejo (Deputy Chief Executive Officer, Corporate)

Based at the Company's corporate headquarters in Hilversum, The Netherlands, Vincent Vallejo is in the lead of a number of corporate initiatives related to the Company's listing on the Euronext NV in Amsterdam. Vallejo joined UMG in 2021 and has worked closely across UMG matters ever since he joined Vivendi in 1998, where he served most recently as SVP, Audit & Special Projects. Prior to joining Vivendi, Vallejo held positions at AGF-ALLIANZ in France (where he was Deputy CFO) and Ernst & Young in Paris and Madrid. He received an MBA from Montpellier University and a Master of Science from Cornell-Essec, CergyPontoise, France.

Matt Ellis (Chief Financial Officer)

Matt Ellis is Chief Financial Officer (CFO) of Universal Music Group (UMG). As CFO, Ellis is responsible for leading global financial operations across UMG and its subsidiaries. He is based in Santa Monica and reports to UMG Chairman and CEO, Sir Lucian Grainge. Ellis joined UMG following a 10-year tenure at Verizon Communications where he most recently served as Executive Vice President and Chief Financial Officer (CFO). In this role, he led all finance activities, including Controllership, Treasury, Tax, Investor Relations, FP&A, Internal Audit, Corporate Development, and Business Transformation. Prior to Verizon, Ellis held multiple senior finance positions at global food company Tyson Foods Inc., where he served as Vice President and Treasurer from 2010-2013. Ellis was born in the U.S. and raised in the UK. Prior to moving back to the U.S. in 1997, Ellis held early career roles as a Commercial Accountant at Dixons Stores Group and as an Audit Supervisor at Coopers & Lybrand (now PwC). He is a member of the Institute of Chartered Accountants in England and Wales and earned a BCom (Accounting) from the University of Birmingham in the UK.

Philippe Flageul (Executive Vice President, Controller)

Philippe Flageul is Executive Vice President, Controller for Universal Music Group. He is responsible for overseeing many aspects of UMG's finance operations, including accounting, tax, treasury, risk management and IT and supply chain finance. He also oversees UMG's global procurement. Flageul joined UMG in 2015 from Bolloré Group, where he worked for more than two decades as CFO of the industrial division and Chairman of IER. Flageul holds an MBA from EDHEC.

Jody Gerson (Chairman & CEO for Universal Music Publishing Group)

Jody Gerson is Chairman and CEO of Universal Music Publishing Group (UMPG) and a member of Universal Music Group's Executive Management Board. One of the industry's most respected and accomplished executives, Gerson leads a global company with 48 offices in 41 countries and more than 850 employees. She made history as the first female chairman of a global music company and the first woman to be named CEO of a major music publisher. Since joining UMPG in 2015, Gerson has transformed the company into a global powerhouse that owns and administers more than 5 million copyrights and is the industry's best global home for songwriters. A highly respected creative authority and thought leader in our culture, Gerson has signed and works with the world's biggest superstars, including Adele, Bee Gees, Bad Bunny, Justin Bieber, Sabrina Carpenter, Lana Del Rey, Ariana Grande, Coldplay, Drake, Billie Eilish, H.E.R., Elton John, Alicia Keys, Steve Lacy, Kendrick Lamar, Post Malone, Maren Morris, the Prince estate, Rosalia, Harry Styles, Taylor Swift, SZA, The Weeknd, and more. She also led UMPG's historic and highly competitive acquisitions of the iconic catalogs of Bob Dylan, Neil Diamond, Sting, and others. As a champion for women in music and advocate for education, Gerson cofounded the global nonprofit She Is The Music. She also serves on Boards for the USC Annenberg Inclusion Initiative, The Rock & Roll Hall of Fame, the National Music Publishers Association, Gap Inc., Ancestry.com, New Roads School, and Project Healthy Minds. In January 2020, Gerson made history as the first woman and first music publishing executive to be named

Case 5:24-cv-03811-EKL Document 878-57 Filed 09/22/25 Page 51 of 206 PageID #: 129443

ORGANIZATIONAL AND REPORTING STRUCTURE

Billboard's 'Executive of the Year' for that outlet's most coveted Power 100 list, and annually ranks within that list's Top Ten. She is the recipient of numerous other prestigious honors, including the Recording Academy's 2025 Grammy Salute to Industry Icons award; *Billboard* Power Players' Choice Award; *Variety*'s Hitmakers Executive of the Year; *Billboard*'s 2015 Executive of the Year for their Women In Music issue; *Rolling Stone*'s 'Future 25'; *Variety*'s Power of Women L.A.; The 2016 March of Dimes Inspiring Woman of the Year; and more. Gerson oversees Polygram Entertainment, a film and television development and production division of UMG which produces award-winning feature-length films and music-centric series. In 2024 alone, she served as Executive Producer on a broad array of projects, including *Music Box: Yacht Rock: A DOCKumentary*; *The Beach Boys*; *STAX: Soulsville, U.S.A.*; and *Billy Preston: That's The Way God Planned It*. Other recent projects that Gerson Executive Produced include *The Bee Gees: How to Mend a Broken Heart* and HBO's *Music Box* series. Among her and Polygram's many projects in development are documentaries on Bernie Taupin and Prince.

Jeffrey Harleston (General Counsel and Executive Vice President, Business & Legal Affairs)

Jeffrey Harleston is responsible for the global oversight of all business transactions, contracts and litigation. He is additionally responsible for the development of corporate policies to ensure a unified strategy across the Company's divisions, including the coordination of UMG's government relations, trade and anti-piracy activities. Harleston joined the Company in 1993 at MCA Records, after serving as Associate Independent Counsel for the IranContra Investigation and prior to that as a Litigation Associate at Covington & Burling LLP. Throughout his career, Harleston has been recognized for his many achievements including receiving The Recording Academy's 2020 Entertainment Law Initiative Service Award, Billboard's 2018 "Lawyer of the Year", the 2018 Diversity Award from the Association of Corporate Counsel for Southern California. In 2017, Harleston was named one of *Ebony magazine's* "Power 100" and he is annually recognized by *Billboard* on the magazine's "Power 100" list of the most powerful executives in the music industry. Harleston is a Member of the Board of Trustees of Williams College and the Board of Harvard-Westlake School. He also serves on the boards of the Recording Industry Association of America the TJ Martell Foundation, MusiCares and the Motown Museum. Harleston is proud to be a Founder of the Universal/Motown Fund, an endowment dedicated to providing financial assistance for artists from the 50's, 60's and 70's. He received a B.A. in Political Science from Williams College and a J.D. from the University of California, Berkeley School of Law.

Eric Hutcherson (Executive Vice President, Chief People and Inclusion Officer)

With a focus on people, culture and inclusion, Eric Hutcherson leads a global team across UMG's record labels, publishing division and operating companies to align talent functions, amplify the Company's entrepreneurial-based culture, accelerate diversity and inclusion across all levels and territories, attract, retain and develop talent, accelerate the Company's social justice initiatives and build on UMG's successful track-record of driving innovation by recruiting employees who bring new ideas, perspectives and skillsets. Prior to joining UMG, he was EVP, Chief Human Resources Officer of the National Basketball Association (NBA) where he managed a team that drove the NBA's global workforce strategy. Hutcherson currently serves as Vice-Chair of Covenant House International and Chair of the Human Capital Committee, and on the Board of Councilors for the USC Annenberg School of Communication and Journalism. Additionally, he serves as strategic advisor to the Board of Directors for the Young Peoples Chorus; a multicultural youth chorus whose mission is to provide children of all economic and cultural backgrounds with a unique program of music education and choral performance. Hutcherson earned a bachelor's degree in political science from New York University and a master's degree in Sports Management and Administration from the University of Massachusetts-Amherst.

Boyd Muir (Chief Operating Officer)

Boyd Muir is Chief Operating Officer (COO) of Universal Music Group (UMG). As COO, Muir is responsible for driving strategic growth across the company's worldwide operations. Muir formerly served as UMG's EVP, Chief Financial Officer (CFO) and President of Operations, and was appointed COO in October 2024. As UMG's CFO, Muir played a key role in the company's successful listing on the Euronext stock exchange in 2021. He has also been involved in a number of significant acquisitions, including Sanctuary Group and V2 Music Group, as well as leading the company's successful acquisitions of EMI, Ingrooves, [PIAS] and UMG's minority investment in the Chord Music Fund. He was appointed as UMG's EVP, CFO and President of Operations in 2010, having previously served as CFO for Universal Music Group International, the division which manages UMG's businesses in

Case 5:24-cv-03811-EKL Document 878-57 Filed 09/22/25 Page 52 of 206
PageID #: 129444

ORGANIZATIONAL AND REPORTING STRUCTURE

more than 50 countries for more than a decade. From 1984 to 1991, Muir worked for Ernst & Young, including at its entertainment media division in London, and for EMI from 1991 to 1994. At the latter group, he was head of internal audit, spending considerable time working in Los Angeles and New York. He was also closely involved in EMI's acquisition of Virgin Music and Chrysalis Records.

Michael Nash (Executive Vice President, Chief Digital Officer)

Michael Nash is Executive Vice President, Chief Digital Officer and oversees UMG's digital business development activities around the world. Nash has worked at the forefront of media and technology convergence for his entire career as an executive, entrepreneur and producer. Most recently, Nash served as a strategic advisor to Warner Music Group (WMG), as well as several digital media startups and new technology companies. Prior to that, he served as an executive at WMG from 2000 to 2011, rising to the role of Executive Vice President of Digital Strategy and Business Development where he oversaw WMG's worldwide new media projects, strategic relationships and business development activities. Before joining WMG, Nash was the Executive Director of the Madison Project, the music industry's first digital distribution trial. From 1994 to 1997, Nash was founding CEO of Inscape, an interactive entertainment and games publishing joint venture between WMG and HBO that produced titles with artists such as William S. Burroughs, DEVO, Thomas Dolby and The Residents. Prior to that, Nash served as Director of The Criterion Collection, working closely with directors and artists such as Robert Altman, David Bowie, Terry Gilliam and Louis Malle.

Will Tanous (Executive Vice President, Chief Administrative Officer)

Will Tanous plays a key role in the development of the company's business strategy, overseeing several major strategic and corporate endeavors, as well as managing worldwide external and internal communications, global public policy, investor and government relations, event functions and global impact. Prior to joining UMG in 2013, Tanous served as Executive Vice President of Communications & Marketing for Warner Music Group where he was central in all of the company's major corporate initiatives, including: the sale of WMG to Access Industries, Inc.; WMG's initial public offering on the New York Stock Exchange in 2005; and the sale of WMG by Time Warner Inc. to a private equity consortium. In 2019, he was awarded the prestigious Ellis Island Medal of Honor, which is presented annually to U.S. citizens "who have distinguished themselves within their own ethnic groups while exemplifying the values of the American way of life". Tanous is a graduate of Georgetown University in Washington D.C. and serves on the board of the Recording Industry Association of America.

Case 5:24-cv-03811-EKL Document 878-57 Filed 09/22/26 Page 53 of 206 PageID #: 129445

FINANCIAL REVIEW

Earnings analysis: group and business segments

Consolidated Statement of Profit or Loss

(millions of euros)	Year ended December 31, 2025	2024
Revenues	12,507	11,834
Cost of revenues	(7,196)	(6,746)
Selling, general and administrative expenses	(2,982)	(3,015)
Amortisation and impairment losses on intangible assets	(331)	(298)
Operating profit	1,998	1,775
Financial income	339	1,279
Financial expenses	(233)	(187)
	106	1,092
Income/(loss) from equity affiliates	(18)	4
Profit before income taxes	2,086	2,871
Income taxes	(546)	(778)
Net profit	1,540	2,093
Of which:		
Net profit attributable to equity holders of the parent	1,533	2,086
Net profit attributable to non-controlling interests	7	7
Earnings per share (in euros)		
Earnings for the period attributable to equity holders of the parent - basic	0.84	1.14
Earnings for the period attributable to equity holders of the parent - diluted	0.83	1.13
Adjusted net profit[1]	*1,907*	*1,782*
Adjusted net profit per share (in euros) - basic[1]	1.04	0.98
Adjusted net profit per share (in euros) - diluted[1]	1.03	0.96

1 Non-IFRS measures as defined in the Appendix to the Annual Report.

Reconciliation of Operating Profit to EBITDA and Adjusted EBITDA

(millions of euros)	Year ended December 31, 2025	2024
Operating Profit	1,998	1,775
Adjustments		
Amortisation and depreciation expense	446	409
Restructuring expenses	95	169
(Gain)/loss on sale of assets	(4)	(23)
Impairment on intangible assets	3	2
EBITDA[1]	2,538	2,332
Non-cash share-based compensation expense	227	329
Certain one-time items[2]	45	-
Adjusted EBITDA[1]	2,810	2,661

1 As defined in the Appendix to the annual report
2 Certain one-time items consists of US listing preparation costs and certain M&A advisory costs.

Analysis of the Consolidated Statement of Profit or Loss

Revenues

In 2025, UMG's revenues of €12,507 million were up 5.7% compared to 2024 and up 8.7% at constant currency. This increase was driven by improvements across the Recorded Music and Music Publishing divisions. Recorded Music grew 6.2% year-over-year and 9.3% at constant currency compared to 2024 and Music Publishing was up 6.6% or 9.3% in constant currency.

Case 5:24-cv-03811-EKL Document 878-57 Filed 09/22/25 Page 54 of 206 PageID #: 129446

FINANCIAL REVIEW

For a detailed analysis of revenues by business segment, please refer to the Analysis of revenues and operating results by business segment section below and to Note 3 to the Consolidated Financial Statements for the year ended December 31, 2025.

Operating results

Analysis of cost of revenues:

	Year ended December 31,	
(millions of euros)	2025	2024
Artist costs	5,836	5,464
Product costs	1,360	1,282
Cost of Revenues	7,196	6,746

Cost of Revenues grew by €450 million to €7,196 million in 2025 from €6,746 million in 2024, reflecting the increase in revenues. Cost of revenues as a percentage of revenues increased to 57.5% from 57.0% driven by higher relative artist and product costs.

Artist costs increased by €372 million to €5,836 million in 2025 from €5,464 million in 2024 driven by the increase in sales. As a percentage of revenues, artists costs increased to 46.7% in 2025 from 46.2% in 2024 due to repertoire mix in both Recorded Music and Music Publishing.

Product costs increased by €78 million to €1,360 million in 2025 from €1,282 million in 2024 reflecting the growth in revenues. Product costs as a percentage of revenues increased to 10.9% from 10.8% due primarily to higher manufacturing and distribution costs in Merchandising and Other.

Selling, general and administrative expenses decreased by €33 million to €2,982 million in 2025 from €3,015 million in 2024 and decreased as a percentage of revenues to 23.8% in 2025 from 25.5% in 2024 due largely to lower non-cash share-based compensation expenses and restructuring charges. Non-cash share-based compensation expenses decreased to €227 million in 2025 from €329 million in 2024, down by €102m. Restructuring charges were €95 million in 2025 compared to €169 million in 2024 as a result of the previously announced strategic organizational redesign. This was partly offset by U.S. listing preparation costs and certain M&A advisory costs of €45 million in 2025.

Operating profit was €1,998 million in 2025, compared to €1,775 million for 2024, an increase of €223 million, 12.6% or 16.6% at constant currency, driven by the higher revenues and lower non-cash share based compensation expenses and restructuring charges (discussed above). As a percentage of revenues, operating profit increased to 16.0% in 2025 from 15.0% in 2024.

EBITDA increased by €206 million, 8.8% or 12.2% at constant currency to €2,538 million in 2025 compared to €2,332 million in 2024 driven by the increase in revenues and lower non-cash share based compensation expenses (discussed above). EBITDA margin increased by 0.6pp to 20.3% in 2025 compared to 19.7% in 2024 also due to operating leverage and cost savings from the strategic organizational redesign, partially offset by the higher cost of revenues discussed above.

Adjusted EBITDA was €2,810 million in 2025 up €149 million, 5.6% or 8.6% at constant currency compared to €2,661 million in 2024. Adjusted EBITDA margin remained constant at 22.5% in 2025 and 2024.

For a detailed analysis of EBITDA and Adjusted EBITDA by business segment, please refer to the Analysis of revenues and operating results by business segment section below.

Financial results

Financial income and Financial expenses were a net income of €106 million in 2025, compared to a net income of €1,092 million for 2024, a decrease of €986 million. For 2025, the revaluation of the investments in listed companies including Spotify and Tencent Music Entertainment was a net income amount of €283 million, compared to a net income of €1,163 million for 2024, a decline of €880 million.

Income taxes

For 2025, income taxes were a net expense of €546 million, compared to a net expense of €778 million for 2024. This decrease notably reflected the decrease in the deferred tax charge relating to the revaluation of the investments in listed companies including Spotify and Tencent Music Entertainment (€67 million expense in 2025, compared to €301 million expense in 2024).

Non-controlling interests

For 2025, earnings attributable to non-controlling interests were €7 million which has remained constant from 2024.

Net profit attributable to equity holders of the parent

For 2025, net profit attributable to equity holders of the parent amounted to a profit of €1,533 million (or €0.84 per share - basic), compared to €2,086 million for 2024 (or €1.14 per share - basic), a decrease of €553 million. Net profit attributable to equity holders of the parent decreased by €553 million, reflecting:

- the variance in financial results (-€986 million) driven by the revaluation of the investments in Spotify, Tencent Music Entertainment and other listed investments (-€880 million);

partially offset by:

- the increase in operating profit (+€223 million); and
- the decrease in income taxes reported to net income (+€232 million), on lower taxable income including the decrease in the deferred tax charge relating to the revaluation of the investments in Spotify, Tencent Music Entertainment and other listed investments.

Adjusted net profit

Adjusted net profit in 2025 amounted to a profit of €1,907 million (or €1.04 per share - basic), compared to €1,782 million for 2024 (or €0.98 per share - basic), an increase of €125 million. Adjusted net profit increased by €125 million, including:

- the growth in Adjusted EBITDA (+€149 million);

partially offset by:

- the increase in income taxes reported to Adjusted net profit (-€37 million).

Analysis of revenues and operating results by business segment

(millions of euros)	Year ended December 31, 2025	2024	% Change	% Change at constant currency
Revenues				
Recorded Music	9,456	8,901	6.2%	9.3%
Music Publishing	2,260	2,121	6.6%	9.3%
Merchandising & Other	811	842	(3.7%)	0.0%
Corporate Centre	-	-	0.0%	0.0%
Elimination of inter-segment transactions	(20)	(30)		
Total UMG	**12,507**	**11,834**	**5.7%**	**8.7%**
Adjusted EBITDA[1]				
Recorded Music	2,423	2,275	6.5%	9.6%
Music Publishing	549	511	7.4%	10.0%
Merchandising & Other	16	43	(62.8%)	(61.0%)
Corporate Centre	(178)	(168)	6.0%	8.5%
Total UMG	**2,810**	**2,661**	**5.6%**	**8.6%**

1 As defined in the Appendix to the Annual Report

Case 5:24-cv-03811-EKL Document 878-57 Filed 09/22/25 Page 56 of 206 PageID #: 129448

Recorded Music

(millions of euros)	Year ended December 31, 2025	2024	% Change	% Change at constant currency
Subscriptions and streaming revenue	6,319	6,038	4.7%	7.6%
of which streaming	*1,435*	*1,414*	1.5%	4.7%
of which subscription	*4,884*	*4,624*	*5.6%*	*8.6%*
Downloads and other digital revenue	234	180	30.0%	34.5%
Physical revenue	1,475	1,358	8.6%	11.4%
License and other revenue	1,428	1,325	7.8%	11.0%
Recorded Music Revenues	9,456	8,901	6.2%	9.3%
Adjusted EBITDA[1]	2,423	2,275	*6.5%*	*9.6%*
Adjusted EBITDA margin[1]	*25.6%*	*25.6%*	*0.0pp*	

1 As defined in the Appendix to the Annual Report

In 2025, Recorded Music revenues were €9,456 million, up 6.2% compared to 2024, and up 9.3% in constant currency. Subscription revenues grew by 5.6% or 8.6% in constant currency driven primarily by the growth in global subscribers. Streaming revenue increased 1.5% or 4.7% in constant currency as the consumption grows but continues to shift from better monetized video platforms to short-form platforms, which are not yet as well monetized. Physical revenue grew by 8.6% or 11.4% in constant currency driven by strong CD sales in Japan and vinyl sales in the U.S. and Europe. Downloads and other digital revenue improved by 30.0%, and 34.5% in constant currency, due to €45 million recognised in relation to a legal resolution in the year. License and other revenue improved 7.8% or 11.0% in constant currency, as a result of improved live and other related income, as well as a compensatory payment as part of a strategic licensing agreement with an AI music platform, whilst Q4 2024 included €32 million from certain legal settlements. Top sellers for the year included albums from Taylor Swift, KPop Demon Hunters Soundtrack, Morgan Wallen, Lady Gaga and Sabrina Carpenter. Top sellers in the prior year included multiple albums from Taylor Swift, and albums from Billie Eilish, Sabrina Carpenter, Morgan Wallen and Chappell Roan.

Adjusted EBITDA for Recorded Music increased by €148 million to €2,423 million in 2025 from €2,275 million in 2024 due to the revenue growth. Adjusted EBITDA margin remained constant at 25.6% of revenues as the benefit of cost savings and operating leverage offset margin headwinds from repertoire mix, outsized growth in lower-margin physical sales and incremental overheads from business combinations.

Music Publishing

(millions of euros)	Year ended December 31, 2025	2024	% Change	% Change at constant currency
Performance revenue	456	442	3.2%	5.1%
Synchronisation revenue	272	253	7.5%	10.6%
Digital revenue	1,371	1,268	8.1%	11.4%
Mechanical revenue	107	103	3.9%	4.9%
Other revenue	54	55	(1.8%)	0.0%
Music Publishing Revenues	2,260	2,121	6.6%	9.3%
Adjusted EBITDA[1]	549	511	*7.4%*	*10.0%*
Adjusted EBITDA margin[1]	*24.3%*	*24.1%*	*0.2pp*	

1 As defined in the Appendix to the Annual Report

Case 5:24-cv-03811-EKL Document 878-57 Filed 09/22/26 Page 57 of 206 PageID #: 129449

FINANCIAL REVIEW

Music Publishing revenue amounted to €2,260 million in 2025, up 6.6% year-over-year and 9.3% in constant currency. Revenues benefited from the continued growth in subscription and streaming and new business wins as well as improvements in synchronisation, performance and mechanical revenue. Revenues in 2024 benefited from €8 million from certain legal settlements reported in Q4 2024.

Music Publishing Adjusted EBITDA increased by €38 million to €549 million in 2025 compared to €511 million in 2024 as a result of the revenue growth. Adjusted EBITDA margin increased by 0.2pp to 24.3% from 24.1% of revenues in 2024.

Merchandising & Other

	Year ended December 31,			
(millions of euros)	2025	2024	% Change	% Change at constant currency
Merchandising and Other Revenues	811	842	(3.7%)	0.0%
Adjusted EBITDA[1]	16	43	(62.8%)	(61.0%)
Adjusted EBITDA margin[1]	*2.0%*	*5.1%*	*(3.1pp)*	

1 As defined in the Appendix to the Annual Report

Merchandising and Other revenue decreased to €811 million, down 3.7% year-on-year but in line with 2024 in constant currency. Merchandising touring revenues were up year-on year but this was offset by lower direct-to-consumer sales which were very strong last year in connection with the timing of artist tours.

Merchandising and Other Adjusted EBITDA decreased by €27 million to €16 million in 2025 compared to €43 million in 2024. Adjusted EBITDA margins decreased by 3.1pp to 2.0% of revenues from 5.1% of revenues in 2024 driven by higher manufacturing and distribution costs, driven both by product mix and broader cost pressures.

Corporate

	Year ended December 31,			
(millions of euros)	2025	2024	% Change	% Change at constant currency
Adjusted EBITDA[1]	(178)	(168)	6.0%	8.5%
Adjusted EBITDA margin[1]	–	–		

1 As defined in the Appendix to the Annual Report

Corporate Adjusted EBITDA was a net expense of €178 million in 2025, a €10 million increase in expense from the Adjusted EBITDA expense in 2024 of €168 million.

Case 5:24-cv-03811-EKL Document 878-57 Filed 03/22/26 Page 58 of 206 PageID #: 129450

Liquidity and capital resources

Financial Net Debt

(millions of euros)	Year ended December 31, 2025	2024
Cash and cash equivalents	451	553
Derivative financial assets	5	–
Drawn revolving credit facilities	(8)	–
Bank overdrafts	(74)	(8)
Bonds	(2,293)	(1,810)
Commercial papers	(384)	(746)
Other	(87)	(87)
Borrowings at amortized cost	(2,846)	(2,651)
Financial Net Debt[1]	(2,390)	(2,098)

1 As defined in the Appendix to the Annual Report

Changes in the Financial Net Debt

As of December 31, 2025, UMG's Financial Net Debt amounted to -€2,390 million compared to Financial Net Debt of -€2,098 million as of December 31, 2024, i.e., an increase in net debt of €292 million. This change was mainly attributable to the following:

- Net cash provided by operating activities of €1,739 million;
  offset by:
- in June and July, UMG paid the final dividend with respect to fiscal year 2024 of €513 million;
- in October and November 2025, UMG paid an interim dividend with respect to fiscal year 2025 of €440 million;
- Net cash used for investing activities of -€854 million primarily due to the €412 million purchase of consolidated companies, equity affiliates and financial assets relating to several strategic investments in the year. Net cash used for investing activities also included the €345 million investment in Music Publishing and Recorded Music catalogues and €195 million investment in other intangibles and capital expenditure. This was partly offset by proceeds from divestitures of €78 million; and
- repayment of €93 million in relation to lease liabilities and related interest and €90 million in other interest and financing related payments.

UMG believes that the cash flow generated by its operating activities, its cash surpluses, net of amounts used to reduce UMG's debt, as well as funds available through undrawn bank credit facilities and additional funding opportunities will be sufficient to cover expenses and investments necessary for its operations, its debt service, the payment of income taxes, the distribution of dividends, as well as its investment projects, if any, for the next 12 months.

Equity portfolio

As of December 31, 2025, UMG held a portfolio of listed non-controlling equity interests (including Spotify) with an aggregate market value of approximately €3,404 million (before taxes), compared to €2,945 million as of December 31, 2024. The increase in market value during 2025 was due to the fluctuation in share price of our listed investments most notably of Spotify. As at February 28, 2026, the aggregate market value of these listed investments had decreased to approximately €2,992 million (before taxes).

Case 5:24-cv-03811-EKL Document 878-57 Filed 09/22/25 Page 59 of 206 PageID #: 129451

FINANCIAL REVIEW

Cash flow analysis

(millions of euros)	Year ended December 31, 2025	2024
Operating activities		
Operating profit	1,998	1,775
Adjustments	508	520
Royalty advances payments, net of recoupments	(402)	(186)
Gross cash provided by/(used for) operating activities before income tax paid	*2,104*	*2,109*
Other changes in net working capital	38	(5)
Net cash provided by/(used for) operating activities before income tax paid	*2,142*	*2,104*
Income tax paid	(403)	(349)
Net cash provided by/(used for) operating activities	1,739	1,755
Investing activities		
Catalogue investments	(345)	(266)
Other intangible assets investments	(125)	(92)
Capital expenditures	(70)	(91)
Purchases of consolidated companies, after acquired cash	(62)	(163)
Investments in equity affiliates	(198)	(390)
Purchase of financial assets	(152)	(145)
Investments	*(952)*	*(1,147)*
Proceeds from sales of property, plant, equipment and intangible assets	65	2
Proceeds from sale of financial assets	13	79
Divestitures	*78*	*81*
Dividends received from equity affiliates	18	12
Dividends received from investments	2	3
Net cash provided by/(used for) investing activities	(854)	(1,051)

(millions of euros)	Year ended December 31, 2025	2024
Financing activities		
Distributions to shareowners	(953)	(933)
Dividends paid by consolidated companies to their non-controlling interests	(6)	(4)
Transactions with shareowners	*(959)*	*(937)*
Proceeds from borrowings	4,523	4,321
Repayments of borrowings	(4,369)	(3,755)
Interest, net	(81)	(81)
Other cash items related to financing activities	(9)	2
Transactions on borrowings and other financial liabilities	*64*	*487*
Repayment of lease liabilities	(72)	(81)
Payment of interest of lease liabilities	(21)	(21)
Net cash provided by/(used for) financing activities	(988)	(552)
Net change in cash and cash equivalents	(103)	152
Foreign currency translation adjustments	(65)	6
Change in cash and cash equivalents	(168)	158
Cash and cash equivalents		
At beginning of the period	545	387
At end of the period	377	545

Case 5:24-cv-03811-EKL Document 878-57 Filed 09/22/25 Page 60 of 206 PageID #: 129452

FINANCIAL REVIEW

Reconciliation of cash provided by operating activities to Free Cash Flow

(millions of euros)	Year ended December 31, 2025	2024
Net cash provided by/(used for) operating activities	1,739	1,755
Net cash provided by/(used for) investing activities	(854)	(1,051)
Repayment of lease liabilities and related interest expenses	(93)	(102)
Interest, net	(81)	(81)
Other cash items related to financing activities	(9)	2
Free Cash Flow[1]	702	523

1 As defined in the Appendix to the Annual Report

Net cash provided by operating activities before income tax

For 2025, Net cash provided by operating activities before income tax amounted to an inflow of €2,142 million compared to an inflow of €2,104 million for 2024, an increase of €38 million. This increase was mainly attributable to the following items:

- the increase in Operating profit (+€223 million); and
- the favourable variance in Other changes in net working capital (+€43 million);

partially offset by:

- the increase in Royalty advances payments net of recoupments (-€216 million) due to the timing of major artist renewals and extensions.

Net cash provided by operating activities

Net cash provided by operating activities in 2025 amounted to an inflow of €1,739 million compared to an inflow €1,755 million for 2024, a decrease of €16 million. Net cash provided by operating activities before income tax in 2025 was €38 million higher than in 2024 but income tax paid in 2025 was €54 million higher than in 2024.

Net cash used for investing activities

Net cash used for investing activities in 2025 was a €854 million net outflow compared to a €1,051 million net outflow for 2024, a decreased outflow of €197 million. The purchase of consolidated companies, equity affiliates and financial assets was €286 million lower than in 2024 that included investments in Chord Music Partners, NTWRK, Mavin Global and [PIAS]. Catalogue investments in 2025 were higher than in 2024 (-€79 million) due to the timing of deals and investment in other intangible assets and capital expenditure was also slightly higher (-€12 million). Divestitures of €78 million included proceeds on transfer of catalogues to Chord. Divestitures in 2024 included the release of funds, previously paid into escrow, to complete a catalogue acquisition during the period.

Net cash used for financing activities

Net cash used for financing activities in 2025 was a €988 million net outflow compared to a €552 million net outflow for 2024, an increased outflow of €436 million. This was mainly attributable to a net proceed of borrowing in 2025 of €154 million compared to a net proceed of borrowing of €566 million in 2024 (-€412 million). Dividend payments in 2025 were slightly higher than in 2024, whilst interest and lease repayments were broadly in line with payments in 2024.

Free Cash Flow

Free Cash Flow in 2025 was a €702 million net inflow compared to a €523 million net inflow for 2024, an increase of €179 million. This is the result of lower net cash used for investing activities (+€197 million) due to greater strategic investments in the previous year.

Case 5:24-cv-03811-EKL Document 878-57 Filed 09/22/25 Page 61 of 206 PageID #: 129453

CORPORATE GOVERNANCE

The Governance structure

Universal Music Group N.V. (UMG or the Company) is a public limited liability company (*naamloze vennootschap*) incorporated under the laws of the Netherlands. The Shares (as defined in the Shareholder Information section under "Share capital") were first admitted to listing and trading on Euronext Amsterdam (the Listing), the regulated market of Euronext Amsterdam N.V., on September 21, 2021. The Company has a one-tier board (the Board), which currently consists of two executive directors (the Executive Directors) and nine non-executive directors (the Non-Executive Directors and, together with the Executive Directors, the Directors). The Executive Directors are primarily responsible for all day-to-day operations of the Company. The Non-Executive Directors supervise the Executive Directors' policy and performance of duties and the Company's general course of affairs and business, and render advice and direction to the Executive Directors. The Directors furthermore perform any duties allocated to them under or pursuant to the law or the Company's articles of association (the Articles). Each Director has a duty to the Company to properly perform the duties allocated to him or her and to act in the Company's corporate interests. Under Dutch law, the Company's corporate interests extend to the interests of all of the Company's stakeholders, including the Company's shareholders (the Shareholders), creditors, customers and employees.

The Company acknowledges the importance of good corporate governance and complies with most of the principles and best practice provisions of the Dutch Corporate Governance Code of March 20, 2025 (the **Code**), the full text of which can be found on www.mccg.nl. Deviations from any of the principles and best practice provisions of the Code are explained under "Compliance with the Code--Deviations" in accordance with the Code's 'comply or explain' principle. Substantial changes in the Company's corporate governance structure and in the Company's compliance with the Code, if any, will be dealt with at the annual General Meeting (as defined under "The Board") as a separate item.

The Annual Report also includes the information that the Company is required to disclose pursuant to the Dutch Decree on Article 10 of the Takeover Directive (*Besluit artikel 10 overnamerichtlijn*) and the Dutch Decree on the Content of the Board Report (*Besluit inhoud bestuursverslag*).

The Board

The Board is the executive and supervisory body of the Company. It is entrusted with the management of the Company, it supervises the Company's general course of affairs and business and is responsible for the continuity of the Company. The Board is accountable for these matters to the Company's general meeting of shareholders (the General Meeting, being the corporate body or, where the context so requires, the physical meeting).

The Board's responsibilities include, among others, developing a view on sustainable long-term value creation by the Company and formulating a strategy as well as specific objectives in line with this view, identifying and managing the risks associated with the Company's strategy and activities, appointing and dismissing the Chief Audit Executive, annually assessing the way in which the internal audit function fulfills its responsibility and ensuring that such assessment is performed by an independent third party at least every five years, approving the internal audit plan, giving account of the effectiveness of the design and operation of the internal risk management and control systems, ensuring compliance with all applicable laws and regulations and the Company's corporate governance structure and preparing, approving and signing the (semi-annual) financial statements and Board report and approving the annual budget and major capital expenditures in excess thereof.

The Board may perform all acts necessary or useful for achieving the Company's objectives, with the exception of those acts that are prohibited pursuant to the law or the Articles. Pursuant to the Articles, the Board may allocate its duties and powers among the Directors pursuant to the Board Regulations (as defined under "The Board--Board Regulations") or otherwise in writing, provided that the following duties and powers may not be allocated to the Executive Directors: (i) supervising the performance of the Executive Directors, (ii) making a nomination for the appointment of Directors, (iii) determining an Executive Director's remuneration and (iv) instructing the external auditor(s) to audit the financial statements. Regardless of an allocation of duties and powers, all Directors remain collectively responsible for the proper management and strategy of the Company (including the supervision thereof in the case of the Non-Executive Directors).

Case 5:24-cv-03811-EKL Document 878-57 Filed 09/22/25 Page 62 of 206 PageID #: 129454

Board Regulations

The Board has drawn up regulations dealing with its internal organization and setting out, among others, the role and responsibilities of the Board, its composition and size and the manner in which its meetings should be held (the Board Regulations). The Board Regulations are available on the investor relations part of the UMG website.

Composition

The Articles provide that the Board shall consist of one or more Executive Directors and one or more Non-Executive Directors. The number of Executive Directors and the number of Non-Executive Directors shall be determined by the Board. The Board currently consists of two Executive Directors and nine Non-Executive Directors:

Name	Function
Sir Lucian Grainge	Executive Director, Chairman and Chief Executive Officer
Vincent Vallejo	Executive Director, Deputy Chief Executive Officer, Corporate
Sherry Lansing	Non-Executive Director, Chairman of the Board
Margaret Frerejean-Taittinger	Non-Executive Director, Vice-Chairman of the Board
Cathia Lawson-Hall	Non-Executive Director
Eric Sprunk	Non-Executive Director
Haim Saban	Non-Executive Director
James Mitchell	Non-Executive Director
Luc van Os	Non-Executive Director
Mandy Ginsberg	Non-Executive Director
Nicole Avant	Non-Executive Director

None of the Non-Executive Directors represents the Company's employees and other workers.

Appointment and appointment term

The Executive Directors and Non-Executive Directors shall be appointed as such by the General Meeting at the non-binding nomination of the Board. A nomination by the Board shall state whether a person is nominated for appointment as Executive Director or Non-Executive Director. The person so nominated shall be appointed by a resolution adopted by the General Meeting with a simple majority of the votes cast. A Director shall be appointed for a maximum period of two years, provided, however, that his or her term of office shall lapse at the close of the annual General Meeting held in the second year after his or her appointment. A Director may be reappointed with observance of the preceding sentences. At the proposal of the Board, the General Meeting may resolve to deviate from the maximum period of two years. The Articles provide that each Non-Executive Director may be in office for a maximum period of twelve years, unless, at the proposal of the Board, the General Meeting resolves otherwise. A Non-Executive Director's term of office shall lapse in accordance with a retirement schedule drawn up by the Board to avoid, as much as possible, reappointments and retirements of Non-Executive Directors occurring all at the same time so as to ensure continued experience on the Board. Currently, the terms of office of six (out of nine) Non-Executive Directors lapse at the close of the annual General Meeting to be held in 2026, and it is the intention that the use of the retirement schedule will result in a more staggered replacement of the Non-Executive Directors over time.

CORPORATE GOVERNANCE

The appointment dates of the Executive Directors and Non-Executive Directors and the end of their current terms are as follows:

Name	Initial appointment date	Reappointment date	Term	End of current term
Sir Lucian Grainge	February 26, 2021	May 11, 2023	Second term	May 1, 2028
Vincent Vallejo	February 26, 2021	May 14, 2025	Third term	Until the close of the annual General Meeting to be held in 2026
Sherry Lansing	May 12, 2022	May 14, 2025	Third term	Until the close of the annual General Meeting to be held in 2027
Margaret Frerejean-Taittinger	September 20, 2021	May 16, 2024	Second term	Until the close of the annual General Meeting to be held in 2026
Cathia Lawson-Hall	September 20, 2021	May 16, 2024	Second term	Until the close of the annual General Meeting to be held in 2026
Haim Saban	May 11, 2023	May 14, 2025	Second term	Until the close of the annual General Meeting to be held in 2027
Eric Sprunk	May 16, 2024	-	First term	Until the close of the annual General Meeting to be held in 2026
James Mitchell	September 20, 2021	May 16, 2024	Second term	Until the close of the annual General Meeting to be held in 2026
Luc van Os	September 20, 2021	May 14, 2025	Third term	Until the close of the annual General Meeting to be held in 2027
Mandy Ginsberg	May 16, 2024	-	First term	Until the close of the annual General Meeting to be held in 2026
Nicole Avant	May 12, 2022	May 16, 2024	Second term	Until the close of the annual General Meeting to be held in 2026

Suspension and dismissal

The General Meeting may at all times suspend or dismiss any Director. The Board may at all times suspend an Executive Director. A suspension may be extended one or more times but may not last longer than three months in aggregate. If at the end of that period, no decision has been taken on the termination of the suspension or on a dismissal, the suspension shall terminate. A suspension can be terminated by the General Meeting at any time.

Case 5:24-cv-03811-EKL Document 878-57 Filed 09/22/25 Page 64 of 206 PageID #: 129456

Independence

As per best practice provision 2.1.8 of the Code, a Non-Executive Director shall not be considered independent from the Company if such Non-Executive Director or his or her spouse, registered partner or life companion, (foster) child or relative by blood or marriage up to the second degree:

- has been an employee of the Company or Executive Director or an employee or member of the management (or executive) board of an associated issuing institution in the five years prior to his or her appointment;
- receives personal financial compensation from the Company or an associated company, other than the compensation received for the work performed as a Non-Executive Director and in so far as this is not in the normal course of business;
- has had an important business relationship with the Company or an associated company in the year prior to the appointment;
- is a member of the management (or executive) board of a company in which an Executive Director is a member of the supervisory (or non-executive) board;
- has temporarily performed management (or executive) duties during the previous twelve months in the absence or incapacity of Executive Directors;
- has a shareholding of at least 10% in the issued share capital of the Company, taking into account the shareholding of natural persons or legal entities cooperating with him or her on the basis of an express or tacit verbal or written agreement; or
- is a member of the management (or executive) board or supervisory (or non-executive) board – or is a representative in some other way – of a legal entity which holds at least 10% of the issued share capital of the Company, unless the legal entity is a subsidiary.

The independency of Non-Executive Directors is in any case assessed prior to each nomination for (re)appointment to the Board.

Limitations on supervisory or non-executive positions

The number of an Executive Director's supervisory (or non-executive) positions of large Dutch companies or foundations shall be limited to a maximum of two. An Executive Director may not be the chairperson of a supervisory board (or of a one-tier board) of another large Dutch company or foundation. The number of a Non-Executive Director's supervisory (or non-executive) positions of large Dutch companies or foundations shall be limited to a maximum of five, for which purpose the chairmanship of a supervisory board (or of a one-tier board) of another large Dutch company or foundation counts twice. Executive Directors shall not pursue the candidacy for a supervisory (or non-executive) or similar position in companies other than subsidiaries of the Company without the Board's prior approval. Such position may not conflict with the Company's interests. Other important positions held by a Director shall be notified to the Board.

Diversity and inclusion

For the workforce as a whole, anti-discrimination and anti-harassment is dealt with in the Code of Conduct, which encourages an inclusive environment that promotes individual expression, creativity, innovation and achievement and emphasizes that within UMG diverse backgrounds and skills are valued as well as other individual differences.

Specifically for the Board and senior management[1], the Board has also adopted a separate diversity and inclusion policy (the D&I Policy) as per articles 2:142b and 2:166 of the Dutch Civil Code and best practice provision 2.1.5 of the Code, laying down the elements of a diverse and inclusive composition of the Board and senior management as well as appropriate and ambitious aspirations in this respect.

As set out in the D&I Policy, the Company acknowledges the benefits of greater diversity, including with regards to gender or gender identity, age, nationality, ethnicity and cultural or other background, and remains committed to ensuring that the Directors and senior managers bring a wide range of expertise, experience, competencies, other personal qualities and perspectives. All (nominations for)

[1] For purposes of the D&I Policy, senior management consists of: (i) the Executive Directors, including the Chairman and Chief Executive Officer (the Chairman and CEO), (ii) the Chairman and CEO's direct reports who lead a label or business or with a primary function, (iii) for other key labels or businesses, their leaders and in some instances, certain of their direct reports, and (iv) key large function leaders.

Case 5:24-cv-03811-EKL Document 878-57 Filed 09/22/26 Page 65 of 206 PageID #: 129457

appointments to the Board and senior management will be made based on merit against objective criteria, in the context of the overall balance of expertise, experience, competencies, other personal qualities and perspectives that are needed for the Company to remain effective.

The Board

With respect to the Board, the Company is committed to promoting diversity and inclusion in the boardroom and to ensuring that all Directors are able to contribute to Board discussions and has the aspiration:

- to improve or safeguard gender diversity among the Non-Executive Directors, such that at least one third of the Non-Executive Directors is female and at least one third of the Non-Executive Directors is male, thereby at all times taking into account the Dutch statutory gender diversity requirement with regards to the Non-Executive Directors;
- to improve gender diversity among the Executive Directors, such that at least one Executive Director is female and at least one Executive Director is male in the event that there are three (or more) Executive Directors; and
- to improve or safeguard diversity with regards to age, nationality, ethnicity and cultural or other background as well as to create and maintain a variation in expertise, experience, competencies, other personal qualities and perspectives within the Board.

The Company is further committed to considering candidates for Non-Executive Director positions from a wide pool, including candidates with no prior publicly listed company board level experience.

The Nomination Committee (as defined under "The Board––Board committees") is responsible for supporting the Board in applying the D&I Policy with respect to the composition of the Board by annually assessing the Board's size and composition and, as part thereof, for considering (i) with respect to the Directors in general, the level of diversity with regards to expertise, experience, competencies, other personal qualities, perspectives, gender or gender identity, age, nationality, ethnicity and cultural or other background and (ii) with respect to the Non-Executive Directors in particular, the level of independence, ahead of making recommendations to the Board for any proposed changes. In addition, the Nomination Committee is required to consider the benefits of all aspects of diversity, without compromises as to the caliber of the candidate Directors, when identifying candidate Directors to be nominated for appointment to the Board.

The senior management

With respect to the senior management, the Company is committed to promoting diversity and inclusion among the senior managers and has the aspiration:

- to improve gender diversity among the senior managers, such that by December 31, 2026, at least 20% of the senior managers is female, which would reflect a 2.5% increase compared to December 31, 2023, i.e., the date on which the D&I Policy became effective, and at least 20% of the senior managers is male; and
- to improve or safeguard diversity with regards to age, nationality, ethnicity and cultural or other background as well as to create and maintain a variation in expertise, experience, competencies, other personal qualities and perspectives within the senior management.

For purposes of the D&I Policy and the aspirations laid down therein, as at December 31, 2025, the senior management consisted of 73 senior managers.

Case 5:24-cv-03811-EKL Document 878-57 Filed 09/22/25 Page 66 of 206 PageID #: 129458

CORPORATE GOVERNANCE

Overview

The following table provides an overview of the composition of the Executive Directors, Non-Executive Directors and senior managers by gender as at December 31, 2025:

	Directors	Executive Directors	Non-Executive Directors	Senior Managers
Female	5	0	5	16
Male	6	2	4	57
Total female and male	11	2	9	73
% Female	45	0	56	21.9
% Male	55	100	44	78.1

The composition of the Board as at December 31, 2025 was considered to be diverse. With women representing 45% of all Directors and 56% of the Non-Executive Directors, the composition of the Board and the Non-Executive Directors as at December 31, 2025 was in line with the Company's gender diversity aspiration included in the D&I Policy as well as with the gender diversity requirement included in Dutch law. With no recent changes to the composition, and with women representing 0%, of the Executive Directors, the composition of the Executive Directors as at December 31, 2025 was not in line with the Company's gender diversity aspiration included in the D&I Policy. To monitor and address these factors, when assessing the Board's composition - which is done on an annual basis - and whilst recruiting to the Board, the D&I Policy (including the aspirations included therein) and the Profile for Non-Executive Directors will be taken into consideration.

As set out in the D&I Policy, effective as from December 31, 2023, in efforts to continually improve on diversity and inclusion among the senior management, especially gender diversity, the Company set the aspiration that at least 20% of the senior managers be female by December 31, 2026. Due to those continued efforts, such aspiration was reached one year ahead of schedule. Women represented 21.9% of all senior managers as at December 31, 2025 compared to 18.8% and 17.5% of all senior managers as at December 31, 2024 and December 31, 2023, respectively. Gender diversity improved by 3.1% compared to December 31, 2024 and by 4.4% compared to December 31, 2023.

The Company recognizes that there continues to be room for improvement. To keep the Company's aspirations ambitious and appropriate, new such aspirations will be considered and, where necessary, set in the course of 2026.

Actions to improve diversity and inclusion

The Company believes that the best way to foster an environment where original ideas are generated and creativity can flourish is to build an inclusive workplace that attracts and promotes talent from diverse backgrounds and cultures. Key actions to foster, and further enhance, such an environment are set out in "S1: Own Workforce" of the Sustainability Statement and include:

Embracing cultural differences and raising awareness

- The Company recognizes many cultural milestones and historically significant events.
- The Company's employee resource groups (ERGs) provide a platform for underrepresented employees to network, share experiences and help shape employee programming, and play a crucial role in supporting the Company's commitment to fostering inclusion and belonging.

Attracting and retaining talent

- To attract the next generation of talent, the Company hosts internship programs, allowing a diverse group of students to take part in such programs.
- The Company provides inclusive interviewing training to further support its goal of championing inclusion and belonging throughout the employee lifecycle.
- The Company strives to present a diverse slate of candidates to its hiring managers.
- The Company advertises its jobs on a broad variety of platforms in order to attract a wide range of candidates.
- The Company is putting in place a workforce data insights initiative, which includes the implementation of a global job architecture and a quarterly review of workforce

Case 5:24-cv-03811-EKL Document 878-57 Filed 09/22/25 Page 67 of 206
PageID #: 129459

changes, including turnover, to allow it to improve and prioritize its talent attraction and retention programs.

Enhancing employee experience and development

- To obtain feedback on the employee experience, the Company uses engagement surveys and a series of employee lifecycle surveys, including new hire and exit surveys. The insights obtained are turned into actions to further enhance the employee experience.
- To cultivate leadership, the Company offers multiple programs specifically developed to drive leadership preparedness.
- The Company offers a broad range of employee development opportunities tailored to employees at different career stages, including such programs centered on team development, cross-functional collaboration, communication and productivity.

Fostering equitable pay practices

- The Company supports equitable pay practices by conducting pay equity studies and through the implementation of a global job architecture, in which individual pay reflects experience, skillset, performance against goals and scope of responsibilities but does not differentiate on the basis of protected characteristics.
- The Company is focused on increasing transparency, such as publishing gender pay metrics.

Supporting employee wellbeing

- As the Company is committed to enhancing its appeal as an employer and creating a positive and healthy workplace, it provides programming and support for a Company-wide culture of physical health, mental health and overall wellbeing. The Company has in place regionally-specific employee assistance programs, which, among others, include counseling sessions, in-the-moment support for emotional wellness, self-guided mindfulness, cognitive behavioral therapy programs and work-life assistance.

Mitigating measures

- As the Company promotes a respectful workplace, where harassment and discrimination have no place, the Company offers multiple options for employees to seek guidance and report potential instances of misconduct, including concerns related to harassment and discrimination, without fear for retaliation.

Conflicts of interest and related party transactions

A Director may not take part in the discussions and/or decision-making process of the Board where it concerns (i) a transaction in respect of which he or she has a direct or indirect personal conflict of interest with the Company or one of its subsidiaries (a conflict of interest) or (ii) a related party transaction in which he or she is involved. If the Board is unable to take a decision as a result of all Directors being unable to take part in the discussions and/or decision-making process of the Board due to a conflict of interest or due to all Directors being involved in a related party transaction, the decision shall nevertheless be taken by the Board.

The Board has drawn up a related party transactions policy (the RPT Policy) for the purpose of providing a procedure that prevents related parties from taking advantage of their position as well as adequate protection for the interests of the Company and its stakeholders. In accordance with the RPT Policy, any of the following transactions must be approved by the Board:

- any transaction between the Company or one of its subsidiaries and (a) a shareholder holding at least 10% of the issued share capital of the Company, or (b) a Director, a close family member of a Director or a company in respect of which a Director personally has a material financial interest, provided that the transaction is of material significance to the Company and/or the shareholder concerned and/or the Director, close family member or company concerned (a Code RPT), or
- any transaction between the Company or one of its subsidiaries and a related party within the meaning of the standards adopted by the International Accounting Standards Board and approved by the European Commission (International Accounting Standards 24 – Related Party Disclosures (IAS24)), provided that the information concerning the transaction is considered 'inside information' as set out in Article 7(1) of Regulation (EU) No 596/2014 on market abuse, as amended (a DCC RPT, and together with a Code RPT, a Related Party Transaction).

Case 5:24-cv-03811-EKL Document 878-57 Filed 09/22/25 Page 68 of 206 PageID #: 129460

In accordance with the RPT Policy, a Director shall promptly notify any (potential) Related Party Transaction in respect of him or her or that he or she is otherwise aware of to the Chairman of the Board; the Chairman of the Board shall promptly notify any (potential) Related Party Transaction in respect to him or her or that he or she is otherwise aware of to the Vice-Chairman of the Board. In so notifying the Chairman of the Board or the Vice-Chairman of the Board, the Director concerned must provide all relevant information.

In accordance with best practice provisions 2.7.3, 2.7.4 and 2.7.5 of the Code, any Code RPT must be approved by the Board, entered into on terms which are customary in the market, and published in the Board report together with a declaration that best practice provisions 2.7.3 and 2.7.4 or 2.7.5 of the Code have been complied with.

In the financial year 2025, there was one Code RPT in respect of which a Non-Executive Director had a (potential) conflict of interest (within the meaning of the Code) that was considered to be of material significance to the Company. In March 2020, as part of the Tencent-led consortium's acquisition of its stake in UMG, Tencent Music Entertainment was granted a call option to acquire up to 25% (but no less than 20%) of the share capital of the holding company which controls UMG's Greater China operations (the Greater China option agreement). As previously disclosed, on June 16, 2022, the Greater China option agreement was amended as follows: (i) the counterparty was changed to Tencent Holdings, (ii) Tencent Holdings was granted a call option to acquire up to 12.5% (but no less than 10%) of the share capital of the holding company which controls UMG's Greater China operations and (iii) Tencent Holdings could, within 24 months from the date of the amended Greater China option agreement, deliver a written notice stating that it intends to exercise its rights under the Greater China option agreement (the Initial Notice). Should Tencent Holdings deliver the Initial Notice, both parties were required to use reasonable best efforts to complete certain actions set forth in the Greater China option agreement, including, among others, due diligence, negotiation of a purchase price and the terms of the definitive agreements and governance arrangements. As also previously disclosed, in 2024, the Greater China option agreement was further amended to extend Tencent Holdings' right to deliver the Initial Notice until June 16, 2025, which Tencent Holdings did in June 2025. Tencent Holdings' actual exercise of the call option and any consummation of the acquisition is subject to certain factors, including the parties reaching agreement on the terms of the definitive agreements and governance arrangements, and receipt of any necessary governmental approvals. Accordingly, there is no guarantee that UMG and Tencent Holdings will reach such agreement or that the acquisition will be completed.

In Note 25 'Related parties' to the consolidated financial statements, details of all related party transactions (including DCC RPTs, if any) are set out.

Resolutions subject to approval of the Board

In addition to Related Party Transactions, which require the approval of the Board as set out under "The Board––Conflicts of interest and related party transactions", in accordance with the Board Regulations, the Company does not enter into any transaction with a value in excess of €300,000,000 that relates to (i) a disposal, sale or acquisition of all or a portion of investments in any company, business or group created or to be created, whatever its legal form, (ii) a proposal or approach to a third party concerning a significant transaction involving the Company or any of its subsidiaries and (iii) a financing activity (including a bank loan, overdraft, vendor financing, asset securitization program, pension fund or transaction involving a joint venture or minority interest) and the granting of a guarantee or security right, without the approval of the Board.

Remuneration

The remuneration of the individual Executive Directors and Non-Executive Directors shall be determined by the Board with observance of the remuneration policies for the Executive Directors and Non-Executive Directors, respectively. The Executive Directors shall not participate in the discussions and/or decision-making process regarding the determination of the remuneration of the Executive Directors. The remuneration policies as well as the main elements of the agreements with Sir Lucian Grainge and Vincent Vallejo are available on the investor relations part of the UMG website. In the Remuneration Report, details of the individual remuneration of the Executive Directors and Non-Executive Directors are set out.

As per the remuneration policy for the Executive Directors, part of the remuneration of the Executive Directors can consist of short-term and long-term incentives. The short-term and long-term incentive plans for the Executive Directors (as described in detail in the Remuneration Report) do not currently incorporate key performance indicators linked to sustainability matters. The Board may explore the inclusion thereof in the short-term and/or long-term incentive plans for the Executive Directors in future years. As per the remuneration policy for the Non-Executive Directors, the remuneration of the Non-Executive Directors, which consists of a cash retainer and an annual grant of restricted share units (RSUs), is fixed and not dependent on the Company's results or the attainment of key performance indicators, whether or not linked to sustainability matters.

Severance

Under his employment agreement, Sir Lucian Grainge is entitled to severance payments as set out in the Remuneration Report under "Severance payments and termination provisions--Sir Lucian Grainge" in the event of (i) termination of his employment agreement by Sir Lucian Grainge for good reason, which includes a change in control (as defined in the Remuneration Report under "Severance payments and termination provisions--Sir Lucian Grainge"), (ii) termination of his employment agreement by Universal Music Group, Inc. (i.e., the formal employer of Sir Lucian Grainge) without cause or (iii) non-renewal of his employment agreement by Universal Music Group, Inc.

Under his management services agreement, Vincent Vallejo is not entitled to any severance payments in the event of termination or non-renewal of his management services agreement; he may, however, be entitled to severance payments in accordance with Dutch law.

Directors' and officers' liability insurance policy and indemnity

The Executive Directors and Non-Executive Directors as well as certain officers are insured under a directors' and officers' liability insurance policy taken out by the Company against damages resulting from their conduct when acting in their capacities as Directors or officers with coverage and terms customary for a publicly listed company of the size of the Company. Although the policy provides for broad coverage, the Executive Directors, Non-Executive Directors and officers may become subject to uninsured liabilities.

In addition, pursuant to the Articles, the Company has agreed to indemnify each Executive Director and each Non-Executive Director for any claim against him or her that he or she may derive from exercising his or her duties as an Executive Director or Non-Executive Director, provided that he or she acted in good faith and in a manner he or she reasonably believed to be in, or not opposed to, the best interests of the Company or out of his or her mandate and, with respect to any criminal action or proceeding, had no reasonable cause to believe his or her conduct was unlawful.

Board committees

The Board has appointed from among its Non-Executive Directors three Board committees to assist it in discharging its responsibilities: an audit committee (the Audit Committee), a remuneration committee (the Remuneration Committee) and a nomination committee (the Nomination Committee). Without prejudice to the collegiate responsibility of the Board, the duty of these Board committees is to prepare the decision-making of the Board.

The Board has drawn up regulations for each Board committee, setting out the role and responsibilities of the Board committee concerned, its composition and size and the manner in which its meetings should be held. These regulations are available on the investor relations part of the UMG website.

The Non-Executive Directors' Report states the composition of the Board committees, the number of meetings held and the main items discussed at such meetings.

The Audit Committee

According to the regulations of the Audit Committee, the Audit Committee shall advise the Board in relation to its responsibilities, shall undertake preparatory work for the Board's decision-making regarding the supervision of the integrity and quality of the Company's financial and sustainability

reporting and the effectiveness of the Company's internal risk management and control systems and shall prepare resolutions of the Board in relation thereto.

In addition to the foregoing, the Audit Committee's main responsibilities include: (i) supervising and monitoring, and discussing with and advising the Board on, the effectiveness of the design and operation of the internal risk management and control systems, (ii) supervising the enforcement of all applicable laws and regulations and supervising the effect of the Code of Conduct, (iii) supervising the preparation and submission of financial and sustainability information by the Company, (iv) supervising the compliance with recommendations, comments and observations of the internal auditor, the external auditor(s) and any other external party involved in providing assurance on the sustainability reporting, (v) instructing the external auditor(s) and the internal audit function to inform the Executive Directors and the chair of the Audit Committee without delay if it or they discover(s) or suspect(s) an instance of misconduct or irregularity, (vi) supervising the functioning of the internal audit function, (vii) ensuring that the way in which the internal audit function fulfills its responsibility is assessed by an independent third party at least every five years, (viii) supervising the policy of the Company on tax planning, (ix) supervising the financing of the Company, (x) supervising the applications of information and communication technology, including risks relating to cybersecurity and data protection and risks relating to new technologies, (xi) maintaining frequent contact and supervising the relationship with the internal auditor, the external auditor(s) and any other external party involved in providing assurance on the sustainability reporting, (xii) implementing the procedure for the selection of the external auditor(s) and submitting a recommendation to the Non-Executive Directors for the (re)appointment or dismissal of the external auditor(s) by the General Meeting, (xiii) informing the Board of the outcome of the statutory audit and explaining how the statutory audit contributed to the integrity of the financial reporting and what the role of the Audit Committee was in that process, (xiv) monitoring the financial reporting and submitting recommendations or proposals to ensure its integrity, (xv) determining whether, and if so, how the external auditor(s) shall be involved in the content and publication of financial reports other than the financial statements, (xvi) issuing a recommendation on the appointment and dismissal of the Chief Audit Officer, (xvii) submitting a proposal to the Board for the engagement of the external auditor(s) to audit the financial statements and (xviii) considering and, where appropriate, approving for recommendation to the Board the (semi-annual) financial statements, the annual budget and major capital expenditures of the Company.

The Audit Committee is also responsible for reporting to the Board on its deliberations and findings, which report addresses, among others: (i) the methods used to assess the effectiveness of the design and operation of the internal risk management and control systems, (ii) the methods used to assess the effectiveness of the internal and external audit processes, (iii) material considerations regarding the financial and sustainability reporting and (iv) the way in which material risks and uncertainties have been analysed and discussed and the manner in which the Board's risk management statement can be substantiated.

The Audit Committee shall consist of at least three members appointed by the Board from among its Non-Executive Directors. More than half of the members of the Audit Committee, including the chair of the Audit Committee, shall be independent within the meaning of best practice provision 2.1.8 of the Code. The Audit Committee may not be chaired by the Chairman of the Board or by a former Executive Director. At least one member of the Audit Committee shall have competence in accounting and/or auditing and the members of the Audit Committee as a whole shall have competence relevant to the sector in which the Company operates.

The Audit Committee shall hold at least four meetings per year and whenever one or more of its members have requested a meeting. The quorum of any meeting shall be a majority of the members of the Audit Committee. The Audit Committee shall meet with the external auditor(s) as often as it considers necessary, but at least once a year, outside the presence of the Executive Directors. The Chief Financial Officer, the Chief Audit Executive and the external auditor(s) shall in principle attend the meetings of the Audit Committee, unless the Audit Committee determines otherwise. The Audit Committee shall decide whether and, if so, when the Chairman of the Board shall attend its meetings.

The Remuneration Committee

According to the regulations of the Remuneration Committee, the Remuneration Committee shall advise the Board in relation to its responsibilities, shall undertake preparatory work for the Board's

Case 5:24-cv-03811-EKL Document 878-57 Filed 09/22/25 Page 71 of 206 PageID #: 129463

decision-making regarding the determination of the remuneration of the individual Executive Directors and Non-Executive Directors, with observance of the remuneration policies for the Executive Directors and Non-Executive Directors, respectively, and shall prepare resolutions of the Board in relation thereto.

In addition to the foregoing, the Remuneration Committee's main responsibilities include: (i) at least every four years, submitting a proposal to the Board for the remuneration policies for the Executive Directors and Non-Executive Directors, to be submitted to the General Meeting for adoption and (ii) annually preparing the Remuneration Report, to be submitted to the General Meeting for a non-binding advisory vote.

The Remuneration Committee is also responsible for reporting to the Board on its deliberations and findings.

The Remuneration Committee shall consist of at least three members appointed by the Board from among its Non-Executive Directors. More than half of the members of the Remuneration Committee shall be independent within the meaning of best practice provision 2.1.8 of the Code. The Remuneration Committee may not be chaired by the Chairman of the Board or by a former Executive Director.

The Remuneration Committee shall hold at least two meetings per year and whenever one or more of its members have requested a meeting. The quorum of any meeting shall be a majority of the members of the Remuneration Committee.

The Nomination Committee

According to the regulations of the Nomination Committee, the Nomination Committee shall advise the Board in relation to its responsibilities, shall undertake preparatory work for the Board's decision-making and shall prepare resolutions of the Board in relation thereto.

In addition to the foregoing, the Nomination Committee's main responsibilities include: (i) drawing up selection criteria and appointment procedures for Directors, (ii) annually assessing the size and composition of the Board, and making a proposal for the profile for Non-Executive Directors, (iii) annually evaluating the functioning of the Board as a whole, the individual Directors and the various Board committees, ensuring that such evaluation periodically takes place under the supervision of an external expert and reporting on this to the Board, (iv) formulating succession plans for Directors and drawing up a retirement schedule, (v) making recommendations for the (re)appointment of Directors and (vi) supervising the policy of the Board on the selection criteria and appointment procedures for senior management.

The Nomination Committee is also responsible for reporting to the Board on its deliberations and findings.

The Nomination Committee shall consist of at least three members appointed by the Board from among its Non-Executive Directors. More than half of the members of the Nomination Committee shall be independent within the meaning of best practice provision 2.1.8 of the Code.

The Nomination Committee shall hold at least two meetings per year and whenever one or more of its members have requested a meeting. The quorum of any meeting shall be a majority of the members of the Nomination Committee.

The Market Disclosure Committee

The Board has also appointed a market disclosure committee (the Market Disclosure Committee), consisting of seven members, which is responsible for the timely and accurate disclosure of all information that is required to be so disclosed to the market in order to meet the applicable legal and regulatory obligations and requirements arising from the Listing.

The Market Disclosure Committee shall meet whenever necessary to fulfill its responsibilities and meetings can be called by and at the request of any of the members of the Market Disclosure

Case 5:24-cv-03811-EKL Document 878-57 Filed 09/22/25 Page 72 of 206 PageID #: 129464

Committee. The Market Disclosure Committee is not a committee of the Board although its members are appointed by the Board.

Sustainability management

The Board is responsible for developing a view on sustainable long-term value creation by the Company and for formulating a strategy as well as specific objectives in line with this view, which includes overseeing the Company's sustainability impacts, risks and opportunities, as well as the integrity of the Company's sustainability reporting. The Audit Committee supports and advises the Board in relation to these responsibilities, as enshrined in the regulations of the Audit Committee, and covers environmental, social, and governance (ESG) topics on its agenda.

The Company's ESG team, led by the Head of Sustainability, is responsible for developing and updating the Company's sustainability strategy, measuring performance, driving compliance with sustainability-related regulations and briefing the Board and, as applicable, Board committees, on these activities.

At management level, executive leaders within each business unit are responsible for the day-to-day oversight and management of applicable impacts, risks and opportunities, including for setting and measuring key progress indicators and implementing and maintaining applicable policies. These functions are discussed in greater detail within the relevant sections of the Annual Report. The Board and Board committees are also regularly briefed on the Company's material topics, both in writing and during meetings, and have spent significant time discussing several of these topics, including UMG's relationships with its artists, content protection in general, and in particular in the context of risks posed by (generative) artificial intelligence and employee attraction and retention, including through the implementation of the 2022 UMG Global Equity Plan.

In 2023, a cross-functional steering committee (the SteerCo) was formed, which reviewed, approved and advised on each phase of the process to identify the Company's material impacts, risks and opportunities, including the validation and reporting of the results of the double materiality assessment process (the DMA). The ESG team regularly briefs the SteerCo on relevant sustainability matters, and the SteerCo receives briefings and trainings from external subject matter experts as needed.

The SteerCo is composed of senior leaders across UMG's business units, including the:

- Executive Vice President Communications and Chief Impact Officer
- Senior Vice President, Head of Sustainability
- Vice President, ESG
- Executive Vice President and Chief Compliance Officer
- Senior Vice President of Business and Legal Affairs
- Senior Vice President and Head of M&A and Business Integration
- Head of People Operations and Systems
- Senior Vice President of Business Affairs and Compliance
- Vice President of Investor Relations
- Senior Vice President and Chief Audit Executive
- Senior Vice President, Chief Future of Work Architect and People Business Partner
- Senior Vice President of Information Technology Strategy
- Senior Vice President of Global Financial Reporting and Analysis
- Senior Vice President of Public Affairs, Europe
- Vice President of Internal Audit and Control Assurance

The ESG team integrates sustainable business practices across the Company by executing a comprehensive ESG management system. Among other efforts, the ESG team conducts all day-to-day operations associated with developing and deploying the Company's sustainability strategy, measurement and reporting, including the execution of the DMA. The ESG team also mobilizes cross-functional ESG working groups to operationalize sustainability commitments within each group's sphere of influence, through key performance indicator monitoring, target setting and program implementation. Key ESG working groups include Universal Manufacturing and Logistics (UML), Bravado and Global Travel.

Case 5:24-cv-03811-EKL Document 878-57 Filed 09/22/25 Page 73 of 206
PageID #: 129465

The General Meeting

Annual and extraordinary General Meetings

The Shareholders exercise their rights through annual and extraordinary General Meetings.

Annual General Meetings

The annual General Meeting shall be held within six months after the end of the financial year. The agenda of the annual General Meeting typically includes the following (discussion or voting) items: (i) the discussion of the Annual Report, (ii) the consideration of the Remuneration Report, (iii) the adoption of the financial statements, (iv) the discussion of the dividend policy and the proposal to distribute dividends, (v) the discharge of the Directors for the performance of their duties, (vi) the (re)appointment of Directors, (vii) the adoption of the remuneration policies for the Executive Directors and Non-Executive Directors insofar as any adjustments to the remuneration policies so require or four years after their former adoption, (viii) the appointment of the external auditor(s) to audit the financial statements, and (ix) any other items brought forward by the Board.

Extraordinary General Meetings

Extraordinary General Meetings shall be held as often as the Board deems necessary. In addition, one or more of the Shareholders representing individually or jointly at least 10% of the issued share capital of the Company are entitled to request the Board in writing that a General Meeting is convened, the request setting out in detail the items to be discussed. If the Board has not taken the steps necessary to ensure that a General Meeting can be held within eight weeks of the request, the relevant Shareholder or Shareholders may at its or their request be authorized by a Dutch court in summary proceedings to convene a General Meeting. In any event, a General Meeting shall be held to discuss any requisite measures within three months of it becoming apparent to the Board that the shareholders' equity of the Company has decreased to an amount equal to or lower than 50% of the paid-up and called-up part of the share capital of the Company.

Place

According to the Articles, General Meetings shall be held in Amsterdam, Rotterdam, Hilversum or Haarlemmermeer (including Schiphol Airport).

Convocation

A General Meeting is convened by the Board by means of a convocation notice, which must be given at least forty-two days before the day of the General Meeting.

Right to include items on the agenda

One or more of the Shareholders representing individually or jointly at least 3% of the issued share capital of the Company are entitled to request the Company in writing that an item is included on the agenda of the General Meeting. The request must be sufficiently motivated and received by the Company at least sixty days before the day of the General Meeting. The Company cannot be forced to include a voting item on the agenda of the General Meeting where the voting item concerns a matter which does not lie within the powers of the General Meeting. In accordance with best practice provision 4.1.6 of the Code, the Shareholders are expected to only exercise the right of including an item on the agenda of the General Meeting after having consulted the Board in that respect.

Response time

If one or more of the Shareholders intend(s) to request that an item is included on the agenda of the General Meeting as set out under "The General Meeting––Annual and extraordinary General Meetings––Right to include items on the agenda" that may result in a change in the Company's strategy (via, for example, a change in the composition of the Board), the Board may, pursuant to best practice provisions 4.1.6 and 4.1.7 of the Code, invoke a response time of a maximum of 180 days. The possibility to invoke a response time also applies to a request of such Shareholder or Shareholders to be authorized to convene a General Meeting as set out under "The General Meeting––Annual and extraordinary General Meetings––Extraordinary General Meetings". The Board must use the response time for further deliberation and constructive consultation with (in any event) such Shareholder or Shareholders and for exploring alternatives, and must report on the process to the General Meeting.

Case 5:24-cv-03811-EKL Document 878-57 Filed 08/22/25 Page 74 of 206
PageID #: 129466

Furthermore, pursuant to article 2:114b of the Dutch Civil Code, the Board may invoke a response time of a maximum of 250 days, if the Shareholder's or Shareholders' request entails a proposal for a change to the composition of the Board or of the corresponding provisions in the Articles. During the response time, the General Meeting cannot vote on the requested proposal, unless the Board nonetheless includes the proposal on the agenda of a General Meeting as a voting item. The Board must use the response time to collect the information it needs in order to come to a prudent decision regarding the request, and must prepare a report on the policy and course of action pursued during the response time, which report must be placed on the Company's website as well as on the agenda of the first General Meeting held after the response time has ended as a discussion item.

Chairperson of the General Meeting

The General Meeting shall be presided over by the Chairman of the Board or another Director designated for that purpose by the Board. If the Chairman of the Board is not present at the General Meeting and no other Director has been designated by the Board to preside over the General Meeting, the General Meeting itself shall appoint a chairperson of the General Meeting. The chairperson has all powers necessary to ensure the orderly and efficient conduct of the General Meeting. The chairperson decides on all matters relating to admission to the General Meeting and may admit third parties to the General Meeting. The Directors are in any event authorized to attend the General Meeting, in which they have an advisory vote. The external auditor(s) is (or are) also authorized to attend the General Meeting.

Participation

Each Shareholder is entitled, in person or represented by a proxy authorized in writing, to attend and address the General Meeting and to exercise its voting rights. Each Shareholder may exercise such rights if it is a Shareholder on the record date, which is the twenty-eighth day before the day of the General Meeting, and it has notified the Company in writing of its intention to do so in the manner and by the date specified in the convocation notice. The Board may determine that a Shareholder entitled to exercise its voting rights may cast its vote prior to the General Meeting by means of electronic communication or letter. Votes cast in accordance with the previous sentence rank equal to votes cast at the General Meeting.

Each Share confers the right on the holder thereof to cast one vote at the General Meeting. All resolutions of the General Meeting shall be adopted by a simple majority of the votes cast, unless Dutch law or the Articles require a qualified majority. Some resolutions require a qualified majority if less than half of the issued share capital of the Company is present or represented at the General Meeting. No special control rights are attached to the Shares. There are no restrictions on the exercise of voting rights under Dutch law or the Articles nor, as far as the Company is aware, under the Relationship Agreement.

The General Meeting has authority to adopt resolutions concerning, among others, the following matters:

- the issuance of Shares or the granting of rights to subscribe for Shares (and to designate the Board as the competent body to issue Shares or to grant rights to subscribe for Shares);
- the limitation or exclusion of the pre-emptive right in relation to Shares or rights to subscribe for Shares (and to designate the Board as the competent body to limit or exclude the pre-emptive right in relation to Shares or rights to subscribe for Shares);
- the authorization of the Board to acquire Shares on behalf of the Company;
- the reduction of the issued share capital of the Company;
- the (re)appointment of Executive Directors and Non-Executive Directors;
- the suspension and dismissal of Executive Directors and Non-Executive Directors;
- the adoption of the remuneration policies for the Executive Directors and Non-Executive Directors;
- the adoption of the financial statements;
- the appointment of the external auditor(s) to audit the financial statements;
- the distribution of dividends;
- the amendment of the Articles;
- the dissolution of the Company.

Case 5:24-cv-03811-EKL Document 878-57 Filed 09/22/26 Page 75 of 206 PageID #: 129467

No resolutions may be adopted on items other than those that have been included on the agenda of the General Meeting (unless the resolution would be adopted unanimously during a General Meeting where the entire issued share capital of the Company is present or represented).

Resolutions of the Board regarding a significant change in the identity or character of the Company or its business are subject to the approval of the General Meeting. Such changes include in any event:

- the transfer of the business or practically the entire business to a third party;
- the entering into or termination of any long-lasting cooperation of the Company or a subsidiary with any other legal person or company or as a fully-liable general partner in a (limited or general) partnership, provided that the entering into or termination of such cooperation is of material significance to the Company;
- the acquisition or disposal by the Company or a subsidiary of a participation in the issued share capital of a company with a value of at least one third of the assets, as shown in the consolidated balance sheet with explanatory notes according to the most recently adopted consolidated financial statements.

Minutes

Minutes of the proceedings at the General Meeting shall be kept by a secretary who shall be designated by the chairperson of the General Meeting. Within three months after the close of the General Meeting, the minutes shall be made available to the Shareholders, which then have the opportunity to provide their comments in the three months thereafter. The minutes shall then be adopted by the chairperson and the secretary and signed by them as evidence thereof.

Issuance of Shares and limitation or exclusion of pre-emptive right

The General Meeting is authorized to issue Shares. The General Meeting may designate the Board as the competent body to issue Shares and to determine the issue price and other conditions of the issuance for a specified period not exceeding five years (which period can be extended from time to time for further periods not exceeding five years). Such designation must state the number of Shares that may be so issued. The General Meeting shall, in addition to the Board, remain authorized to issue Shares if such is specifically stipulated in the resolution of the General Meeting designating the Board as the competent body to issue Shares. A resolution of the General Meeting to issue Shares and a resolution of the General Meeting designating the Board as the competent body to issue Shares can only be adopted at the proposal of the Board. The foregoing applies by analogy to the granting of rights to subscribe for Shares but does not apply to the issuance of Shares to a person exercising a previously granted right to subscribe for Shares.

Each Shareholder has a pre-emptive right in proportion to the aggregate number of Shares held by it upon an issuance of Shares. The pre-emptive right does not apply to: (i) Shares issued to employees of the Company or of a group company, (ii) Shares issued against payment other than in cash and (iii) Shares issued to a person exercising a previously granted right to subscribe for Shares. The pre-emptive right may be limited or excluded by a resolution of the General Meeting. The pre-emptive right may also be limited or excluded by a resolution of the Board if the Board has been designated as the competent body to limit or exclude the pre-emptive right by the General Meeting for a specified period not exceeding five years (which period can be extended from time to time for further periods not exceeding five years), and the Board has also been designated as the competent body to issue Shares by the General Meeting. A resolution of the General Meeting to limit or exclude the pre-emptive right and a resolution of the General Meeting designating the Board as the competent body to limit or exclude the pre-emptive right can only be adopted at the proposal of the Board and requires a qualified majority of at least two thirds of the votes cast if less than half of the issued share capital of the Company is present or represented at the General Meeting. The foregoing applies by analogy to the granting of rights to subscribe for Shares.

On May 12, 2022, the General Meeting approved the 2022 Universal Music Group Global Equity Plan (the 2022 UMG Global Equity Plan) as well as the issuance of Shares or the granting of rights to subscribe for Shares in order to give effect to awards granted under the 2022 UMG Global Equity Plan to employees of the Company and its subsidiaries and to Executive Directors up to a total amount of 5% of the issued share capital of the Company as at May 12, 2022 (the Share Pool) and, to the extent necessary, the exclusion of the pre-emptive right with respect to such Shares or rights to subscribe for Shares. On May 16, 2024, the General Meeting further approved the issuance of Shares or the

granting of rights to subscribe for Shares in order to give effect to the granting of a fixed Euro amount of awards to Non-Executive Directors under the remuneration policy for the Non-Executive Directors from the same Share Pool and for the same five-year period calculated as from May 12, 2022, and to the extent necessary, the exclusion of the statutory pre-emptive right with respect to such Shares or rights to subscribe for Shares. The actual number of Shares to be issued or rights to subscribe for Shares to be granted in order to give effect to awards granted under the 2022 UMG Global Equity Plan is determinable by the Board (or a committee of the Board designated for such purpose).

Acquisition of Shares

The Company cannot subscribe for Shares. The Company may, however, acquire fully paid-up Shares for no consideration or under universal title of succession. In addition, the Company may acquire fully paid-up Shares against consideration if (i) the shareholders' equity of the Company less the acquisition price of the Shares does not fall below the sum of the paid-up and called-up part of the issued share capital of the Company and any reserves that must be maintained pursuant to Dutch law, (ii) the aggregate nominal value of the Shares which the Company acquires, holds or on which it holds a right of pledge or which are held by a subsidiary does not exceed 50% of the issued share capital of the Company and (iii) the Board has been authorized to acquire Shares on behalf of the Company by the General Meeting. Such authorization is valid for a maximum period of eighteen months and as part of the authorization, the General Meeting must specify the number of Shares that may be acquired as well as the manner in which and the price range within which the Shares may be acquired. Such authorization is not required if the Company acquires fully paid-up Shares for the purpose of transferring such Shares to employees of the Company or of a group company under an equity compensation plan. Any acquisition of Shares that are not fully paid-up shall be null and void.

In calculating the amount of any dividend distribution on the Shares, Shares held by the Company shall be disregarded, unless such Shares are encumbered with a right of pledge or usufruct. Furthermore, the Company or a subsidiary may not cast votes in respect of Shares held by it or on which it holds a right of pledge or usufruct. However, a holder of a right of pledge or usufruct on Shares held by the Company or a subsidiary may cast votes in respect of such Shares, if the right of pledge or usufruct was created before the Shares were acquired by the Company or a subsidiary.

In determining how many votes can be cast, how many Shareholders are present or represented or which part of the issued share capital of the Company is present or represented at the General Meeting, no account shall be taken of Shares in respect of which no votes can be cast.

On May 14, 2025, the General Meeting resolved to grant the Board the authority to cause the Company to acquire Shares in an amount of up to and including 10% of the issued share capital of the Company as at May 14, 2025, through acquisitions effected on the exchange or in any other manner, provided that following the acquisition, the Company, together with its subsidiaries, does not hold more than 10% of the issued share capital of the Company. The minimum price which the Company may pay for a Share will be an amount equal to the nominal value of such Share. The maximum price which the Company may pay for a Share will be an amount equal to 110% of the market price of the Shares. The authorization so granted is valid for a period of eighteen months as from May 14, 2025.

Reduction of the issued share capital of the Company

At the proposal of the Board, the General Meeting may resolve to reduce the issued share capital of the Company by (i) cancelling Shares held by the Company or (ii) reducing the nominal value of the Shares by way of an amendment of the Articles. A resolution of the General Meeting to reduce the issued share capital of the Company requires a qualified majority of at least two thirds of the votes cast if less than half of the issued share capital of the Company is present or represented at the General Meeting.

On May 14, 2025, the General meeting resolved to grant the Board the authority to cancel any or all Shares held by it in one or more tranches. The number of Shares that may be so cancelled (whether or not in one tranche) may be determined by the Board but may in aggregate not exceed 10% of the issued share capital of the Company as at May 14, 2025. The purpose of such cancellation would be to optimize the Company's capital structure.

CORPORATE GOVERNANCE

Appointment of the external auditor(s)

The General Meeting shall appoint the external auditor(s) to audit the financial statements. The Non-Executive Directors shall submit a nomination for the appointment of the external auditor(s) to the General Meeting, upon the recommendation of the Audit Committee. Unless it concerns the renewal of an audit engagement, the recommendation of the Audit Committee shall be prepared following a selection procedure organized by the Company under the responsibility of the Audit Committee in accordance with Regulation (EU) No 537/2014 of the European Parliament and of the Council of April 16, 2014 on specific requirements regarding statutory audit of public-interest entities.

On May 11, 2023, the General Meeting appointed Ernst & Young Accountants LLP as the external auditor to audit the financial statements for the financial years 2023 up to and including 2025.

Amendment of the Articles

At the proposal of the Board, the General Meeting may resolve to amend the Articles. If a proposal to amend the Articles is to be submitted to the General Meeting, the convocation notice must state so and a copy of the proposal, including the verbatim text thereof, must be made available at the Company's office for inspection by, and must be made available free of charge to, the Shareholders until after the close of the General Meeting. An amendment of the Articles requires a notarial deed.

Dutch Decree on Article 10 of the Takeover Directive

Pursuant to the Dutch Decree on Article 10 of the Takeover Directive, the Board report needs to include information on, among others, the Company's share capital structure, any restrictions on voting rights and the transfer of Shares, substantial shareholdings in the Company, any special control rights attached to the Shares, any system of control of any equity compensation plans where the control rights are not exercised directly by the employees, the rules governing the appointment and dismissal of Executive Directors and Non-Executive Directors and the amendment of the Articles, the powers of the Board (in particular the power to issue Shares and to cause the Company to acquire Shares), any material agreement to which the Company is a party and which comes into force or is amended or terminated upon a change in control over the Company following a takeover offer, and any agreement between the Company and a Director or employee providing for compensation if his or her employment is terminated because of a takeover offer. The information that needs to be included in the Board report pursuant to the Dutch Decree on Article 10 of the Takeover Directive is included in this Corporate Governance section and in the Shareholder Information section.

Compliance with the Code

The Company acknowledges the importance of good corporate governance and complies with most of the principles and best practice provisions of the Code, the full text of which can be found on www.mccg.nl. Deviations from any of the principles and best practice provisions of the Code are explained below in accordance with the Code's 'comply or explain' principle. Substantial changes in the Company's corporate governance structure and in the Company's compliance with the Code, if any, will be dealt with at the annual General Meeting as a separate item.

Deviations

Best practice provision 2.2.1 of the Code

The Company does not comply with (the second sentence of) best practice provision 2.2.1 of the Code, which recommends that an Executive Director may be reappointed for a term of not more than four years at a time, now that the General Meeting, on May 11, 2023, reappointed Sir Lucian Grainge as an Executive Director for a period ending on May 1, 2028. At the recommendation of the Nomination Committee, the Board made its (non-binding) nomination for the reappointment of Sir Lucian Grainge for such an extended period in order to align the term of his appointment as an Executive Director with the term of his employment agreement.

Best practice provision 2.2.2 of the Code

The Company does not comply with (the first sentence of) best practice provision 2.2.2 of the Code, which recommends that a Non-Executive Director is appointed for a period of four years and may then be reappointed once for another four-year period, now that all Non-Executive Directors have been appointed or reappointed by the General Meeting for a period of two years in order to comply with the base scenario under the Articles.

CORPORATE GOVERNANCE

Best practice provision 3.1.2 item (vi) of the Code

The Company does not comply with best practice provision 3.1.2 item (vi) of the Code, which recommends that if shares are being granted, they should be held for at least five years after the grant date. Although the awards granted to the Executive Directors under the 2022 UMG Global Equity Plan are (and will be) subject to (multiple-year) time-based and/or performance-based vesting requirements as set out in Note 24 'Share-based compensation plans' to the consolidated financial statements, there is no requirement that Shares should continue to be held once vested. Considering that the Company operates in a highly competitive environment, requiring the Executive Directors to hold the Shares for at least five years after the grant date could meaningfully reduce the perceived value of the awards for motivational and retention purposes, without reducing the cost to the Shareholders in terms of dilution, while the minimum ownership guidelines included in the Executive Director stock ownership policy and the vesting requirements attached to the awards are already efficacious at aligning the Executive Directors' and Shareholders' interests.

Best practice provision 3.1.2 item (vii) of the Code

The Company does not comply with best practice provision 3.1.2 item (vii) of the Code, which recommends that if share options are being granted, they should not be exercisable during the first three years after they are granted. Although the performance stock options (the PSOs) granted under the 2022 UMG Global Equity Plan to Sir Lucian Grainge are subject to (multiple-year) time-based and performance-based vesting requirements, part of the PSOs could become exercisable within the first three years after they were granted. On each of the first four anniversaries of the grant date, one fourth of the PSOs will vest; in addition, one third of the PSOs will become eligible for exercise if the first share price hurdle of €26.50 is met, one third of the PSOs will become eligible for exercise if the second share price hurdle of €30.00 is met, and one third of the PSOs will become eligible for exercise if the third share price hurdle of €38.00 is met. Only those PSOs that have vested due to the passage of time and have become eligible for exercise due to a share price hurdle having been met become exercisable. One twelfth of the PSOs became exercisable during the financial year 2024 and another one twelfth of the PSOs became exercisable during the financial year 2025 as those PSOs had vested due to the passage of time and had become eligible for exercise due to the first share price hurdle having been met.

Best practice provision 3.2.3 of the Code

Sir Lucian Grainge is entitled to severance payments as set out in the Remuneration Report under "Severance payments and termination provisions--Sir Lucian Grainge" in the event of (i) termination of his employment agreement by Sir Lucian Grainge for good reason, (ii) termination of his employment agreement by Universal Music Group, Inc. (i.e., the formal employer of Sir Lucian Grainge) without cause or (iii) non-renewal of his employment agreement by Universal Music Group, Inc., which severance payments are in excess of (the fixed remuneration component of) one year's salary. Accordingly, the Company does not comply with best practice provision 3.2.3 of the Code, which recommends that any severance payments in the event of dismissal should not exceed (the fixed remuneration component of) one year's salary or be awarded in the event that the employment agreement is terminated by the Executive Director. However, as the recommended severance payments are inconsistent with industry practices in the primary fields in which the Company competes for talent, i.e., the fields of United States media, entertainment and tech, complying with best practice provision 3.2.3 of the Code could be detrimental to Executive Director recruitment and retention. Accordingly, at the time of renewal of Sir Lucian Grainge's employment agreement, it was decided to agree to a severance arrangement, which is in deviation of best practice provision 3.2.3 of the Code.

Best practice provision 3.3.2 of the Code

The Company does not comply with best practice provision 3.3.2 of the Code, which recommends that Non-Executive Directors should not be awarded any remuneration in the form of shares and/or rights to shares, now that pursuant to the revised remuneration policy for the Non-Executive Directors, as adopted by the General Meeting on May 16, 2024, the Non-Executive Directors are entitled to receive part of their remuneration in the form of RSUs. A revision of the remuneration policy for the Non-Executive Directors was considered necessary to align the remuneration of the Non-Executive Directors more closely with sector market peers and to enhance the Company's ability to attract, motivate and retain highly qualified individuals.

Case 5:24-cv-03811-EKL Document 878-57 Filed 09/22/25 Page 79 of 206
PageID #: 129471

Corporate governance statement

Pursuant to the Dutch Decree on the Content of the Board Report, the Company is required to publish a statement concerning its approach to corporate governance and compliance with the Code. The information required to be included in this statement can be found in the following sections of the Annual Report:

- The information concerning compliance with the Code is set out under "Compliance with the Code";
- The information concerning the Company's internal risk management and control systems relating to the financial reporting process is set out in the Risk and Risk Management section;
- The information concerning the functioning and powers of the General Meeting and the rights of the Shareholders and how such rights can be exercised is set out under "The General Meeting";
- The information concerning the composition and functioning of the Board and its Board committees is set out under "The Board" and in the Non-Executive Directors' Report under "Composition" and "Board committees";
- The information concerning the D&I Policy is set out under "The Board––Diversity and inclusion" and in the Non-Executive Directors' Report under "Diversity and inclusion";
- The information concerning the inclusion of the information required by the Dutch Decree on Article 10 of the Takeover Directive is set out under "Dutch Decree on Article 10 of the Takeover Directive".

Statements of the Board

Risk management statement

Introduction

The Board is responsible for oversight and ensuring that senior management has established and maintains adequate internal risk management and control systems, and for monitoring the effectiveness of their design and operation. During the financial year, senior management has had discussions with the Audit Committee and the external auditor about the effectiveness of the design and operation of the internal risk management and control systems, and the Audit Committee has in turn rendered account of this to the Board.

The Board recognizes the inherent limitations of internal risk management and control systems. Whilst the Company continuously works towards improving its processes and procedures, the internal risk management and control systems cannot provide assurance or comfort that all risks have been identified or are effectively managed.

The level of assurance or comfort that can be provided is influenced by, among others, inherent limitations to risk management, business considerations, such as the Company's risk appetite, the complexity of the Company's operations and the dynamic nature of the business environment in which the Company operates, and other disclosures on the internal risk management and control systems as described in the Risk and Risk Management section.

Certain risks remain outside the Company's direct control as they depend on third parties or external circumstances beyond the Company's influence.

The material risks the Company faces as well as the Company's risk management framework and risk appetite are described in the Risk and Risk Management section.

CORPORATE GOVERNANCE

Statement

Based on its assessment, and with reference to best practice provision 1.4.3 of the Code, the Board confirms, to the best of its knowledge, that:

- the Board report provides sufficient insights into major failings in the effectiveness of the internal risk management and control systems;
- the internal risk management and control systems provide reasonable assurance that the financial reporting does not contain any material inaccuracies;
- the internal risk management and control systems provide limited assurance that the sustainability reporting included in the Sustainability Statement does not contain material inaccuracies;
- it is not aware that the internal risk management and control systems as at the balance sheet date do not provide comfort* that the operational and compliance risks identified in the Risk and Risk Management section are effectively managed considering the Company's risk appetite;
- based on the current state of affairs, it is justified that the financial reporting is prepared on a going concern basis; and
- the Board report states the material risks associated with the strategy and activities of the Company and its affiliated enterprise and uncertainties, to the extent that they are relevant to the expectation of the Company's continuity for a period of twelve months after the preparation of the Board report.

*Comfort is to be read as: comfort considering the Company's risk appetite, the complexity of the Company's operations, the dynamic nature of the business environment in which the Company operates, the inherent limitations to internal risk management and control systems, and other disclosures on the internal risk management and control systems as described in the Risk and Risk Management section.

Due to, among others, inherent limitations to internal risk management and control systems, the above does not imply that the internal risk management and control systems and all processes and procedures provide assurance or comfort as to the realization of strategic, operational, compliance and reporting objectives, nor that they can prevent all misstatements, inaccuracies, errors, fraud, operational issues and/or non-compliance with applicable laws and regulations.

Responsibility statement

In accordance with article 5:25c(2)(c) of the Dutch Financial Supervision Act *(Wet op het financieel toezicht),* the Board confirms that, to the best of its knowledge:

- the financial statements 2025 give a true and fair view of the assets, liabilities, financial position and profit or loss of the Company and the undertakings included in the consolidation as a whole;
- the Board report provides a true and fair view of the position as at December 31, 2025 and of the performance of the business during the financial year 2025 of the Company and the undertakings, details of which have been included in the financial statements 2025; and
- the Board report includes a description of the material risks that the Company faces.

The Board, Hilversum, March 26, 2026

Sir Lucian Grainge
Vincent Vallejo
Sherry Lansing
Margaret Frerejean-Taittinger
Cathia Lawson-Hall
Eric Sprunk
Haim Saban
James Mitchell
Luc van Os
Mandy Ginsberg
Nicole Avant

Case 5:24-cv-03811-EKL Document 878-57 Filed 09/22/26 Page 81 of 206 PageID #: 129473

SHAREHOLDER INFORMATION

Share capital

The authorized share capital of the Company amounts to €27,000,000,000 and is divided into 2,700,000,000 ordinary shares with a nominal value of €10 per Share (the Shares). All Shares are registered and numbered consecutively from one onwards.

As at December 31, 2025, the issued share capital of the Company amounted to €18,341,817,720 and was divided into 1,834,181,772 Shares, the Company held 214,235 Shares in treasury and no depositary receipts for Shares were issued with the cooperation of the Company.

All Shares rank *pari passu* with each other. There are no restrictions on the transferability of the Shares under Dutch law or the Articles nor, as far as the Company is aware, under the Relationship Agreement.

Relationship Agreement

On September 8, 2021, Vivendi SE, Concerto Investment B.V. (which distributed the Shares held by it to the investors of the Tencent-led consortium, including affiliates of Tencent Holdings Limited, on March 26, 2025), Scherzo Investment B.V. (which distributed the Shares held by it to the investors of the Tencent-led consortium, including affiliates of Tencent Holdings Limited, on March 26, 2025), Compagnie de l'Odet and Compagnie de Cornouaille (which merged into Bolloré SE on July 17, 2024) entered into a relationship agreement (the Relationship Agreement), which was co-signed by the Company for agreement and acknowledgement.

Further details on the Relationship Agreement are set out in the Corporate Governance section under "The General Meeting––Annual and extraordinary General Meetings––Participation", above under "Share capital" and below under "Substantial shareholdings" and "Dividend policy".

Substantial shareholdings

Pursuant to the Dutch Financial Supervision Act, Shareholders are required to notify the Dutch Authority for the Financial Markets (*Autoriteit Financiële Markten*) (the AFM) in the event that they acquire or lose the disposal of a capital interest and/or voting rights in the Company as a result of which their percentage of capital interest and/or voting rights in the Company reaches, exceeds or falls below one of the following thresholds: 3%, 5%, 10%, 15%, 20%, 25%, 30%, 40%, 50%, 60%, 75% and 95%. The requirement to notify the AFM also applies in the event that their percentage of capital interest and/or voting rights in the Company passively reaches, exceeds or falls below one of the thresholds due to a change in the issued share capital of and/or voting rights in the Company.

According to the AFM register, as at December 31, 2025, the following Shareholders had notified the AFM of a capital interest and/or voting rights in the Company of 3% or more:

Shareholder	Notification date	Capital interest	Voting rights
BlackRock Inc.	December 8, 2025	2.91%	3.35%
GIC Private Limited	May 23, 2025	4.70%	4.70%
Vivendi SE[1]	May 21, 2025	13.43%[2]	43.38%[2, 3]
V. Bolloré	May 21, 2025	18.51%[4]	39.90%[3, 4]
Tencent Holdings Limited	May 21, 2025	11.45%[5]	39.90%[3, 5]
W.A. Ackman	March 13, 2025	4.74%[6]	4.74%[6]

1 Vivendi SE also notified a short position of 3.49%.
2 Of which 3.49% represents a potential capital interest and potential voting rights in the Company as a result of Vivendi SE's entry into an equity swap.
3 Each of Tencent Holdings Limited, Vivendi SE and V. Bolloré has notified an aggregated percentage of voting rights in the Company based on a voting agreement included in the Relationship Agreement.
4 Held (in large part) via Compagnie de l'Odet and Bolloré SE.
5 Held via Tencent Mobility Limited and Tencent Music Entertainment Hong Kong Limited.
6 Held (in large part) via various Pershing Square funds.

It is possible that the stated percentages of capital interest and/or voting rights in the Company differ from the actual percentages of capital interest and/or voting rights in the Company as the Shareholders may only be required to notify the AFM in the event that their percentage of capital interest and/or voting rights in the Company reaches, exceeds or falls below one of the thresholds.

Case 5:24-cv-03811-EKL Document 878-57 Filed 09/22/25 Page 82 of 206 PageID #: 129474

In the Relationship Agreement, the parties have agreed to, among others, consult with one another prior to each General Meeting in order to form and exercise, to the extent possible, a common view and vote in respect of the various items on the agenda of the General Meeting related to the dividend policy as set out under "Dividend policy". Accordingly, the parties are considered to have concluded a voting agreement and have therefore aggregated their voting rights in the Company as set out in note 3 to the table above.

Change in control

Each of the Company's €2 billion revolving credit facility agreement and €1 billion (bridge) term loan facility agreement and Universal Music Group, Inc.'s €500 million bilateral revolving credit facility agreement (potentially) entitles each bank to claim early repayment of the amounts borrowed by it to the Company in the event of a change in control over the Company (as defined in the relevant revolving credit facility agreement).

In addition, (i) the final terms of the ¥7 billion 2.25% senior notes due September 25, 2035, (ii) the final terms of the ¥7 billion 1.61% senior notes due July 5, 2038, (iii) the final terms of the €850 million 4.00% senior notes due June 13, 2031, (iv) the final terms of the €800 million 3.75% senior notes due June 30, 2032, and (v) the final terms of the €500 million 3.00% senior notes due June 30, 2027, each entitle a holder of a note to require the Company to redeem or, at the Company's option, purchase such note at such note's nominal amount together with (an amount equal to) accrued interest in the event of a change in control over the Company (as defined in the terms and conditions of the notes).

As set out in the Remuneration Report under "Severance payments and termination provisions--Sir Lucian Grainge", Sir Lucian Grainge is entitled to severance payments in the event of termination of his employment agreement by Sir Lucian Grainge for good reason, which includes a change in control (as defined in the Remuneration Report under "Severance payments and termination provisions--Sir Lucian Grainge").

2022 UMG Global Equity Plan

On May 12, 2022, the General Meeting approved the 2022 Universal Music Group Global Equity Plan (the 2022 UMG Global Equity Plan) as well as the issuance of Shares or the granting of rights to subscribe for Shares in order to give effect to awards granted under the 2022 UMG Global Equity Plan to employees of the Company and its subsidiaries and to Executive Directors up to a total amount of 5% of the issued share capital of the Company as at May 12, 2022 (the Share Pool) and, to the extent necessary, the exclusion of the statutory pre-emptive right with respect to such Shares or rights to subscribe for Shares. On May 16, 2024, the General Meeting further approved the issuance of Shares or the granting of rights to subscribe for Shares in order to give effect to the granting of a fixed Euro amount of awards to Non-Executive Directors under the remuneration policy for the Non-Executive Directors from the same Share Pool and for the same five-year period calculated as from May 12, 2022, and to the extent necessary, the exclusion of the statutory pre-emptive right with respect to such Shares or rights to subscribe for Shares. The actual number of Shares to be issued or rights to subscribe for Shares to be granted in order to give effect to awards granted under the 2022 UMG Global Equity Plan is determinable by the Board (or a committee of the Board designated for such purpose). The 2022 UMG Global Equity Plan is available on the investor relations part of the UMG website.

The purpose of the 2022 UMG Global Equity Plan is to provide long-term incentives to employees of the Company and its subsidiaries and to Directors which are linked to value creation for Shareholders and, where appropriate, the achievement of certain long-term strategic and financial goals through a variety of awards designed to attract, retain and motivate the best possible workforce. In addition, the 2022 UMG Global Equity Plan aims to afford employees of the Company and its subsidiaries and Directors the opportunity to acquire and maintain ownership of Shares, thereby strengthening and aligning their concern for the interests of the Company and its stakeholders.

In Note 24 'Share-based compensation plans' to the consolidated financial statements, details of the various awards are set out.

SHAREHOLDER INFORMATION

Dividend policy

The distribution of profits shall be made after the adoption of the financial statements by the General Meeting from which it appears that the distribution is allowed. The Company may only make distributions to the extent the shareholders' equity of the Company exceeds the sum of the paid-up and called-up part of the share capital of the Company and any reserves that must be maintained pursuant to Dutch law.

In accordance with the Relationship Agreement, and subject to all applicable laws, the Company intends to, on an annual basis, pay dividends to all Shareholders, on a *pro rata* basis in two semi-annual instalments, in the aggregate amount of no less than 50% of the Company's net profits, subject to agreed non-cash items, calculated as follows:

- consolidated net profits of the most recent audited consolidated financial statements as of December 31 prepared in accordance with EU IFRS; *plus*
- (a) any loss arising on any change in fair value of any intangible assets, tangible assets or financial assets, (b) any amortization or impairment of intangible assets, (c) share-based compensation expenses, (d) net losses related to non-consolidated companies consolidated under the equity method, (e) net losses related to minority interests, (f) net provisions for inventories and (g) any unrealized loss related to derivative financial instruments; *minus*
- (h) any gain arising on any change in fair value of any intangible assets, tangible assets or financial assets, (i) any unrealized gain related to derivative financial instruments, (j) income or reversal related to share-based compensation, (k) net profits related to non-consolidated companies consolidated under the equity method and (l) net profits related to minority interests.

The Company intends to pay an interim dividend in the fourth quarter of each financial year after the publication of the semi-annual report, and a final dividend in the second quarter of the following financial year following adoption of the financial statements by the General Meeting.

On June 13, 2025, the Company paid a final dividend of €0.28 per Share, bringing the total dividend for the financial year 2024 to €0.52 per Share.

On October 28, 2025, the Company paid an interim dividend of €0.24 per Share, and the Board now proposes that on June 12, 2026, the Company pays a final dividend of €0.28 per Share, such proposal to be approved at the annual General Meeting to be held on May 13, 2026. If approved, this would bring the total dividend for the financial year 2025 to €0.52 per Share.

Capital events

Credit ratings

On May 31, 2022, the Company was assigned a Baa1 long-term credit rating and a Prime-2 short-term credit rating, with stable outlook, by Moody's. On May 29, 2024, the Company was assigned a BBB+ long-term credit rating, and on May 31, 2022, the Company was assigned an A-2 short-term credit rating, with stable outlook, by S&P.

Euro Medium Term Note (EMTN) program

- On December 15, 2025, the Company issued €40 million of 4.00% senior notes due December 15, 2038,
- On September 25, 2025, the Company issued ¥7 billion of 2.25% senior notes due September 25, 2035,
- On June 12, 2025, the Company issued a tap of €100 million of 4.00% senior notes due June 13, 2031,
- On May 19, 2025, the Company issued a tap of €300 million of 3.75% senior notes due June 30, 2032,
- On July 5, 2023, the Company issued ¥7 billion of 1.61% senior notes due July 5, 2038,
- On June 13, 2023, the Company issued €750 million of 4.00% senior notes due June 13, 2031,
- On June 30, 2022, the Company issued €500 million of 3.75% senior notes due June 30, 2032, and
- On June 30, 2022, the Company issued €500 million of 3.00% senior notes due June 30, 2027,

under its Euro Medium Term Note program. The notes are admitted to trading on Euronext Amsterdam. The proceeds have been used for the financing of general corporate purposes, including the refinancing of indebtedness and payment of transaction fees and expenses.

Case 5:24-cv-03811-EKL Document 878-57 Filed 09/22/26 Page 84 of 206 PageID #: 129476

SHAREHOLDER INFORMATION

Negotiable European Commercial Paper (NEU CP) program

On June 30, 2025, the Company extended its Negotiable European Commercial Paper program, the amount of which was increased from €1 billion to €2 billion in June 2024. The Company uses its Negotiable European Commercial Paper program for the financing of general corporate purposes.

Investor Relations

UMG is committed to maintaining an open and constructive dialogue with Shareholders (including potential Shareholders and other investors) and aims to keep Shareholders updated by informing them clearly, accurately and in a timely manner about its strategy, performance and other matters and developments that could be relevant to their investment decisions.

Capital Markets Day

The Company held a Capital Markets Day on September 17, 2024 at the Abbey Road Studios in London. During this event, senior executives from across the Company presented a strategic update and business outlook, and medium-term financial targets for revenue, subscription revenue and adjusted EBITDA growth through the end of the financial year 2028 were shared.

Shares

On September 21, 2021, the Shares were admitted to listing and trading on Euronext Amsterdam (ticker symbol: UMG). The Shares are included in a number of indices, including the AEX, which is a free float market capitalization weighted index that reflects the performance of the thirty largest and most actively traded shares listed on Euronext Amsterdam. At year-end 2025, the Company's share price was €22.23 and its market capitalization was €40.7 billion. The average daily trading volume in 2025 was €40.1 million or 1.9 million Shares.

Share price information	2025
Market capitalization at year-end (€ billion)	40.7
Lowest closing price (December 8, 2025, €)	21.20
Highest closing price (February 14, 2025, €)	28.89
Closing price year-end (€)	22.23
Total shareholder return	-8.0%
Average daily trading volume on Euronext Amsterdam (shares)	1.9 million

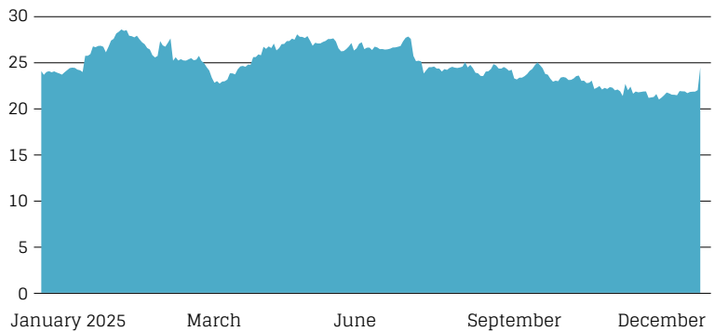

Per share data	2025
Dividend (€): 0.24 interim + 0.28 proposed final	0.52
EPS - basic (€)	0.84
EPS - diluted (€)	0.83
Adjusted EPS - basic (€)	1.04
Adjusted EPS - diluted (€)	1.03

Case 5:24-cv-03811-EKL Document 878-57 Filed 09/22/26 Page 85 of 206
PageID #: 129477

SHAREHOLDER INFORMATION

Contact

Further information on UMG is available from the Investor Relations department, which can be reached by email: investorrelations@umusic.com. Further shareholder information is available on the investor relations part of the UMG website: https://investors.universalmusic.com.

Case 5:24-cv-03811-EKL Document 878-57 Filed 09/22/25 Page 86 of 206 PageID #: 129478

RISK AND RISK MANAGEMENT

UMG has a diverse portfolio of brands, music labels, artists, established (predictable) and developing businesses, all spread across different geographies and business structures. Whilst this level of diversification generally spreads risk across our business, it is critically important that the Company manages risks in a proactive and responsible way to ensure we can deliver on our multi-faceted growth strategies.

The Company's risk management is designed to provide comfort that strategic and operational objectives are met, legal requirements are complied with, and a level of assurance that the integrity of the Company's financial reporting and related disclosures is safeguarded. The material risks are described in Risk Factors.

Risk appetite

The Board and management seek to manage risks consistently within the risk appetite. UMG's risk appetite differs depending on the type of risk, ranging from averse to a seeking approach. We believe we must operate within the dynamics of the music industry and take risks needed to ensure we continually revitalize our offerings for our artists and the way we work. At the same time, UMG attaches prime importance to integrity, sustainability and compliance with laws and regulations. Risk appetite for the four main risk categories is visualized below.

UMG does not classify these risks in order of importance.



Governance, Risk and Compliance

The Company has an Internal Control Framework (ICF) modelled upon the COSO (Committee of Sponsoring of the Treadway Commission) 2013 framework. The ICF incorporates risk assessment, control activities and monitoring into our business practices at entity wide and functional levels.

For the organization of risk management and internal control systems, we have adopted a 'Three lines' model (see chart below) to provide assurance and comfort that risks to achieving important objectives are identified and managed in line with the Company's risk appetite. We recognize the inherent limitations of internal risk management and control systems. Whilst the Company continuously works towards improving its processes and procedures, the internal risk management

Case 5:24-cv-03811-EKL Document 878-57 Filed 09/22/25 Page 87 of 206 PageID #: 129479

RISK AND RISK MANAGEMENT

and control systems cannot provide assurance or comfort that all risks have been identified or are effectively managed.

To enhance and coordinate risk management across the company, a Governance, Risk and Compliance working group was established in 2022 and has continued to meet periodically since inception to review and monitor UMG's risk and control environment.

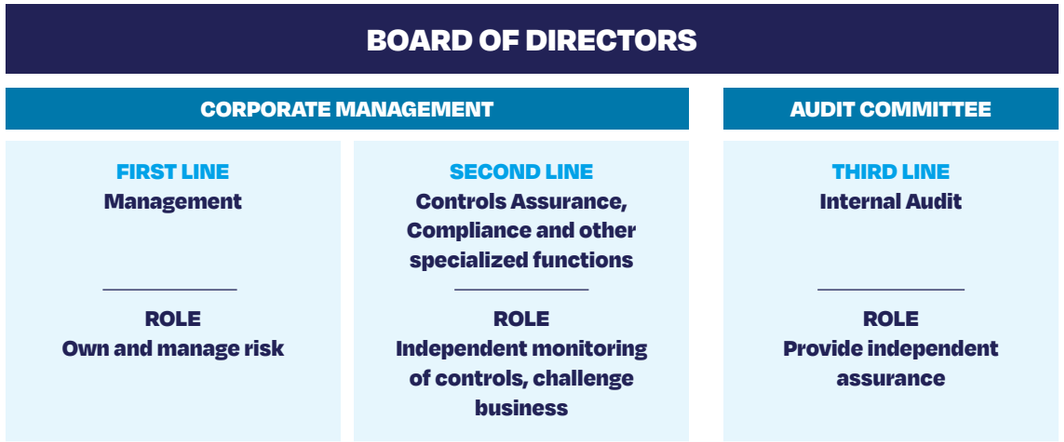

Case 5:24-cv-03811-EKL Document 878-57 Filed 09/22/25 Page 88 of 206 PageID #: 129480

RISK AND RISK MANAGEMENT

Monitoring of our Risk Management and Internal Control Systems

In order to meet business needs and the requirements of the 2025 Dutch Corporate Governance Code, including the newly introduced Statement on Risk Management (Verklaring Omtrent Risico Beheersing) which is included on page 78 of this Annual Report, the Company has continued to evolve the monitoring of its risk management and internal control systems.

The below summarizes key examples of how the Company has organized monitoring:

Area of Risk	Monitoring
Financial Reporting	The Company has a Group-wide management certification process in place, which requires that the designated executive management team member at each of the reporting entities send attestation letters on a periodic basis to both the Corporate Financial Reporting Group (quarterly) and the Controls Assurance Function (semi-annually). In summary, these letters confirm (i) whether the reporting entities have incorporated the ICF in local control policies and procedures and (ii) where deficiencies, non-adherence or breaches to the controls and/or procedures were found, that these have been reported and (iii) that the necessary remedial action has been undertaken to ensure that the internal control systems remain effective. All our businesses are required to maintain and manage a sound internal control environment with robust policies, procedures and controls and strong financial discipline. The Controls Assurance function monitors the ICF through controls testing and other monitoring activities. Internal Audit undertakes regular risk-based audits that from time to time include financial reporting topics.
Sustainability Reporting	UMG maintains formal quality controls over our sustainability reporting. For all quantitative sustainability disclosures, UMG uses a global data collection and consolidation platform for environmental and social demographics reporting. The platform is designed to include mathematical coherency, checks for data consistency, and flags any potentially abnormal variation during the data input process. Each UMG reporting entity conducts an initial validation and consistency check of their submission of quantitative sustainability data. The ESG team performs a second coherency check and validation during the consolidation process. The ESG team also conducts a trend analysis, validates the results of this analysis with business unit leaders, and evaluates and documents explanations for variances. For all qualitative sustainability disclosures, UMG maintains a centralized database for gathering, reviewing, and verifying information. The Controls Assurance functions performs limited review procedures to monitor elements of the quantitative data reporting process referred to above. For more information, see “Risk management and internal controls over sustainability reporting (Gov-5)” in the Sustainability Statement.

Case 5:24-cv-03811-EKL Document 878-57 Filed 09/22/25 Page 89 of 206 PageID #: 129481

RISK AND RISK MANAGEMENT

Area of Risk	Monitoring
Operational and Compliance	The Company uses a comprehensive business planning and performance review process to monitor the Company's performance. This process covers the adoption of strategy, budgeting and the reporting of current and projected results of operation. The company assesses business performance according to both financial and non-financial (including sustainability) targets. Internal Audit conducts a company-wide risk assessment on at least an annual basis that includes strategic, operational, financial and compliance risks. The results of this risk assessment are reviewed and discussed with members of senior management and are reported to the Audit Committee of the Board on an annual basis. Internal Audit also undertakes regular risk-based audits that from time to time include operational and compliance topics.

Continuous ICF Improvements

Management continues to invest in the further improvement of the risk and internal control systems in the Company. Through upgrading its systems (including computer hardware infrastructure), optimizing financial and management controls as well as enhancing reporting systems and procedures. Management will continue to make further improvements in 2026, which will be aimed at, amongst other things:

- Continuing to optimize the risk and control framework related to cybersecurity.
- Deploying initiatives aimed at standardizing and automating processes and controls.
- Optimizing the level of monitoring of the risk and control systems, including enterprise risk management and a coordinated risk assurance process.
- Continuing to improve the quality and in particular the level of documentation of key controls across primary business processes.

Compliance and Integrity

As the world's leading music company, UMG recognizes that we have a responsibility to lead by example and ensure that all of our actions and decisions are based on honesty and integrity. UMG's global Code of Conduct sets our foundation that how we conduct business is as important as our results. The Code of Conduct outlines the key responsibilities for all our employees, officers, members of the board of directors, and (where permitted) third party consultants and advisors or representatives and requires:

- Honesty in all of our actions and decisions.
- Treating everyone with respect.
- Following the law and UMG policies when conducting company business.
- Seeking guidance when we are not certain about the right thing to do.
- Speaking up when we see a problem.

We meet these requirements by focusing on four key principles:

1. **SETTING THE RIGHT TONE WITH OUR PEOPLE** by valuing a diverse workforce; promoting a respectful, safe and healthy workplace; and by protecting human rights.
2. **SETTING THE RIGHT TONE FOR OUR COMPANY** by properly disclosing or avoiding any conflicts of interests and monitoring the receipt of gifts.
3. **SETTING THE RIGHT TONE IN THE MARKETPLACE** by following laws and regulations related to bribery and corruption; marketing and advertising; fair purchase practices and international trade regulations.
4. **SETTING THE RIGHT TONE IN OUR COMMUNITIES** by protecting the environment and contributing to our communities.

The Code of Conduct provides all employees a road map of how to make ethical choices and how to comply with our legal and regulatory obligations. Most importantly, it provides guidance on when and where to seek guidance or to report a potential compliance breach. All UMG employees are trained on the Code of Conduct annually and must certify compliance with the Code of Conduct

RISK AND RISK MANAGEMENT

on an annual basis. The Code of Conduct is available in the investor relations section of UMG's public website.

Our compliance obligations are overseen by our Compliance department as well as our Control Assurance department, Internal Audit department and our Finance department. An internal control framework, including policies, procedures and financial discipline underpins our risk management.

Corruption and Bribery

UMG is committed to complying with all applicable laws in each of the countries in which we operate, including compliance with laws relating to anti-corruption and bribery. UMG does not tolerate any form of corruption or bribery within its organization. Non-compliance with laws and regulations, including anti-corruption, bribery and related laws could expose the Group to legal liability and may negatively impact the Company's reputation, financial position, results of operations and/or prospects. These risks may manifest themselves in interactions with government bodies and trade associations.

The Company has implemented a number of measures to counter the aforementioned risks. UMG's stance against, and prohibition of, corruption and bribery is covered not only in its Code of Conduct but also in its global stand- alone anti-corruption and lobbying policy, which applies globally to all of UMG's employees and its directors. In addition to the annual Code of Conduct training, all employees in all UMG territories are periodically expected to complete training specifically on the topic of anti-corruption.

UMG's anti-corruption compliance program provides risk mitigation guidance on matters including, but not limited to: interactions with government officials; conflicts of interest; political contributions/ lobbying activities/charitable giving; gifts/travel and entertainment; and proper maintenance of books and records. Employees are offered a multitude of ways to raise any concerns of anti-corruption and bribery, including dedicated reporting channels for conflicts of interest and gifts/ hospitality, in addition to the option to use UMG's dedicated whistleblower reporting line or by making direct reports to supervisors, the General Counsel, or the Chief Compliance Officer.

Where relevant, UMG will take appropriate action in response to any allegations or reports of misconduct, including investigations, disciplinary action and/or criminal or civil procedures. The compliance department and internal audit department regularly monitor the effectiveness of the company's anti- corruption and bribery compliance program. UMG has a dedicated ethics committee to ensure compliance with the Code. The Chief Compliance Officer provides regular reports to the ethics committee of any material potential violations of the Code, including anti-corruption and bribery, the status of any investigations, and the outcome of any investigations. The ethics committee and the internal audit department will further notify the audit committee of the Board and the Board, itself, as required, depending on the circumstances of the potential violation.

Fraud Risk

The Company maintains a global fraud risk register that summarizes risks and compensating measures. The global fraud risk assessment is an annual process and was performed in the last quarter of 2025.

The Company's stance with regard to integrity is clearly outlined in its Code of Conduct, as also explained in this Risk Management chapter. Any incidents of fraud and theft within the Company will be promptly investigated, reported and, where appropriate, lead to disciplinary actions (from warnings to immediate terminations). In addition, we carry out in-depth investigations of (possible) fraud cases, which may lead to an intermediate update of the fraud risk assessment.

Whistleblowing Policy and Reporting

UMG's Code of Conduct and our standalone Whistleblowing Policy (which can also be found in the investor relations section of UMG's public website: https://investors.universalmusic.com/governance) provide numerous options for employees to seek guidance and report potential breaches of the Code of Conduct, including contacting the company's Chief Compliance Officer or General Counsel directly. Additionally, UMG provides a global reporting line through a third-party provider. The global compliance and ethics hotline is available 24 hours a day, seven days a week via telephone or the internet. Reports can be made in all the languages in which we do business and may be made anonymously in those jurisdictions which permit anonymous reporting. The whistleblower

hotline is available not only to UMG employees but third parties as well. Reports are maintained as confidentially as possible (or fully confidentially as may be required by law) and are investigated.

The Compliance Department also maintains and monitors email boxes dedicated to reporting potential conflicts of interest.

In 2025, there were no substantiated reports of significant financial reporting, accounting, fraud or ethical (including human rights) violations.

Risk	Likelihood	Impact
Challenge to attract, sign and retain successful artists a in a highly competitive and evolving industry	High	Moderate
Decline in streaming revenue, subscription adoption and digital market share	Moderate	Moderate
Digital service provider dependency	Moderate	Moderate
Competition in evolving markets	High	Moderate
Inability to timely adapt to trends and developments in the markets in which UMG operates	Moderate	Low
Content protection and piracy	High	High
Generative AI	High	High
Challenge to attract and retain internal talent	Moderate	Moderate
Cybersecurity	High	High
Changes in global economic and financial conditions	High	Moderate
Geopolitical Instability	High	Moderate
Dependency on information technology systems	Moderate	Moderate
Restructuring and reorganization	Moderate	Moderate
Acquisitions and other investments	Low	Moderate
Access to and cost of financing	Low	Low
Currency fluctuations	Moderate	Low
Changes in tax laws	Moderate	Moderate
Loss of intellectual property rights	Low	High
Data protection compliance	Moderate	High
Governmental and regulatory challenges	High	Moderate
Changes in laws and regulations	Moderate	High

Prohibition Against Retaliation

In order to encourage reporting of potential breaches of the Code of Conduct or other company policies, we prohibit retaliation of any kind against anyone who makes a complaint or report of a potential violation of law or policy in good faith. Engaging in retaliation is itself a violation of our Code and may result in disciplinary action, up to and including termination of employment.

Risk factors

UMG's business, and the industry in which it operates, are subject to a number of risks. UMG believes that the risk factors as set out below, are the key risks and uncertainties concerning UMG's business and industry, and that, alone or in combination with other events or circumstances, could have a material adverse effect on UMG's business, results and financial position.

In making this selection, UMG has considered circumstances such as the probability of the risk materializing on the basis of the current state of affairs, the potential impact which the materialization of the risk could have on the Group's business, results and financial position, and the attention that management would, on the basis of current expectations, have to devote to these risks if they were to materialize.

While UMG believes that the risks and uncertainties described below are the key material risks and uncertainties concerning its business and industry, they are not the only risks and uncertainties relating to UMG.

Other risks, events, facts or circumstances not presently known to UMG, or that UMG currently deems to be immaterial could, individually or cumulatively, prove to be important and may have a significant negative impact on its business, results and financial position.

The risks have been divided into categories; however, some risk factors appear in more than one category.

Case 5:24-cv-03811-EKL Document 878-57 Filed 09/22/25 Page 92 of 206 PageID #: 129484

For each of the risks set out below, UMG has indicated examples of the programs, processes and controls which are designed to help manage and mitigate the risks. These risk responses are designed to manage risks towards, and should be read in conjunction with, the Risk Appetite as described above.

It is however possible that these initiatives may not be successful in limiting fully or partly the occurrence and impact of the risks on UMG's business, results and financial position.

Strategic risks

Challenge to attract, sign and retain successful artists in a highly competitive and evolving industry.
UMG may be unable to compete successfully in the highly competitive industry and markets in which it operates and UMG's business may be adversely affected if UMG fails to identify, attract, sign and retain successful recording artists and songwriters or by the absence of superstar releases.

The industry in which UMG operates is highly competitive, influenced by consumer preferences and rapidly evolving. UMG's competitive position is dependent on identifying, attracting, signing and retaining recording artists and songwriters who are or will become commercially successful, who have long-term potential, whose music is well received, whose subsequent music is demanded by consumers and whose music will continue to generate sales as part of its catalog for years to come.

UMG uses external sources of data provided by streaming platforms or other external providers. Limitations to access of such data could adversely impact UMG's capability of identifying future talents and therefore negatively affect its business. While UMG is required to devote significant time and investment to signing, retaining and developing artists, the returns on these activities are influenced by a number of factors, including factors outside of the control of UMG, and are uncertain at the time of investment. To the extent that the expected returns from these activities fail to materialize or are not in line with expectations, this may negatively impact UMG's results and financial position.

UMG's competitors may become more successful at signing, marketing and promoting recording artists, for example if UMG's competitors increase the amounts they spend to discover, or to market and promote, recording artists and songwriters or reduce the prices of their music in an effort to expand market share, which may adversely impact UMG's business, results and financial position.

UMG also faces competition from traditional music industry players as well as new entrants, including investment funds whose investment thesis includes making acquisitions of collections of musical compositions, or "catalog acquisitions". UMG also competes with other forms of entertainment including new forms of entertainment and leisure activities.

UMG's recorded music business is to a large extent dependent on rapid and significant technological developments in order to remain competitive, including access to, selection and viability of new technologies, and UMG's recorded music business is subject to potential pressure from competitors as a result of technological developments modifying the nature of UMG's competition.

In addition, changing business practices, particularly due to the emergence of new technologies and access to a global network of consumers, has and could further result in artists choosing to make content available to consumers directly without being affiliated with a label or an intermediary, or could result in music services playing some of the roles that UMG has traditionally played. In this regard, UMG also competes with certain of the music distribution platforms who distribute the works of artists and songwriters without the involvement of labels or intermediaries.

Adapting to, and competing with, rapid technological developments require substantial investment of time and resources; however, such investment does not guarantee UMG's success in developing, implementing, transitioning to, competing with, utilizing or defending against new technology. Any failure by UMG to accurately anticipate customers' changing needs and emerging technological trends could significantly harm UMG's competitive position and results of operations.

Case 5:24-cv-03811-EKL Document 878-57 Filed 09/22/26 Page 93 of 206 PageID #: 129485

RISK AND RISK MANAGEMENT

Risk response

With regard to the development of recording artists and songwriters, UMG believes that traditional, high-touch, full-service label deals with its portfolio of world- renowned labels provide the most long-term value to an artist and greatly increase the commercial success, consumer base and longevity potential for artists at every stage of their careers. These deals provide for the full suite of professional expertise and global resources of a major label, including a comprehensive approach to content creation, organic artist development, timing, marketing, promotion, financial investment, and forward planning.

UMG is pioneering partnerships with new platforms, continuing the decades-long fight for copyright protections all around the world while combatting piracy in its many forms and creating commercial environments for artists in countries where commerce in music was basically non-existent; UMG continues investing in the next generation of creative leaders.

UMG has consistently demonstrated the value it represents to an artist's success. Producing and marketing music successfully requires significant upfront investment and involves collaborating with the best writers and producers. UMG invests more money and expertise through its staff of industry specialists than any other recorded music company in signing and developing talent. Combining these investments and expertise with UMG's excellence in marketing and in promoting artists globally enables UMG to consistently lead the industry in breaking artists.

UMG's diverse range of artists and labels helps the business consistently cater to changing consumer trends. As a result of having such a broad array of artists and labels, UMG is not reliant on one artist, or on a small number of artists, to generate revenue in any given year.

Decline in subscription adoption, streaming revenue and digital market share

If subscription adoption and streaming revenue or UMG's digital market share fail to grow or grow less rapidly than UMG anticipates, UMG's business may be adversely affected.

Revenues from subscription music services are important to UMG because they offset declines in downloads and physical sales and represent a growing area of UMG's recorded music business. For the year ended December 31, 2025, UMG generated €6,319 million of subscription and streaming revenues, representing an increase of €281 million, or 4.7%, as compared to €6,038 for the year ended December 31, 2024.

Consumption formats in the music industry are susceptible to technological advancements and changing consumer preferences around how music is accessed, as illustrated in recent years by the global decline in revenue derived from CD sales, and subsequently downloads, as subscription music services and ad-supported streaming revenue increased. In addition, consumption in streaming has started to shift from better monetized video platforms to short-form platforms, according to IFPI Global Music Report 2024, which are not yet as well monetized. Technological developments and other factors may, in the future, negatively impact streaming or otherwise disrupt the music industry.

Large quantities of uploads with no meaningful engagement, including non-artist noise content delivered daily to digital platforms (including via the use of generative AI), or misattribution increase the challenges for marketing music to fans and policing infringements. Additionally, technology around streaming manipulation, fraud and hacking is becoming increasingly refined and subscription streaming services are vulnerable to such advancements which could undermine consumer confidence and cause revenue loss.

Although UMG believes UMG's strategic initiatives, Artist-Centric Phase 2 and Streaming 2.0, will offer new opportunities for future growth in paid streaming by providing for new paid subscription tiers which UMG believes will increase UMG's revenue by maximizing customer value while also continuing to grow UMG's subscription base, UMG may be unable to advance these initiatives with UMG's partners. As subscription growth has slowed in established markets, UMG is focused on subscriber growth potential in lower average revenue per user ("ARPU") markets. If, as a result, UMG's subscription or streaming revenue fail to grow, grow less rapidly than it has over the past several years or declines, UMG's recorded music business may experience reduced levels of revenue and

Case 5:24-cv-03811-EKL Document 878-57 Filed 02/22/26 Page 94 of 206 PageID #: 129486

operating income. Additionally, slower growth in streaming adoption or revenue is also likely to have a negative impact on UMG's music publishing business, which generates a significant portion of its revenue from sales and other uses of recorded music.

The recorded music business also faces competition for consumer attention from other forms of entertainment and leisure activities, such as cable and satellite television, on-demand television, motion pictures, podcasts and video games and user-generated content in physical and digital formats. UMG may face competition in the future from the development of any number of new forms of entertainment and leisure activities. Streaming revenue and/or subscription adoption could decline if UMG's recorded music business unsuccessfully competes against other existing or new forms of entertainment and leisure activities or produces and distributes audio and audiovisual recordings without broad consumer appeal. Any such decline in streaming adoption or revenue could adversely impact UMG's business, results of operations, financial condition and prospects.

Risk response

UMG continues to actively and successfully work with existing and new streaming and subscription partners (global, regional and local) to develop existing and create new revenue streams. UMG also spearheaded the re-imagining of the subscription streaming model, encouraging digital partners to tackle streaming manipulation and fraud, and to evolve the revenue model to reward real artists that drive engagement and retention on streaming platforms. UMG plays an active role in promoting the continued development of new digital services and consumer offerings in order to support a competitive, healthy and increasingly global market, as well as in developing and growing new categories for exploitation of digital music, including fitness and wellness. UMG has agreements with several hundred global, regional and local digital service providers around the world, growing legal consumption of music and legitimate commercial outlets in markets with high levels of piracy, including the high-growth countries Brazil, India, China, Latin America, Africa, the Middle East, Eastern Europe and Southeast Asia. These services have made music more accessible to fans, offering a free-to-use option for consumers as an alternative to pirated content, with additional upsell opportunities created.

The result of UMG's leadership position, as well as its willingness to embrace new business partners and spearhead the development of new business models around the world, has resulted in an expanded market for music consumption and monetization, benefiting artists, fans, platform partners and music companies. We executed our first major Streaming 2.0 deal in late 2024 when we expanded our global partnership with Amazon, implementing artist centric initiatives, advancing AI and fraud protections and promoting revenue growth. In 2025, we signed new multi-year agreements with Spotify and YouTube platforms covering recorded music and music publishing that also embrace our Streaming 2.0 framework. These agreements provide for new paid-subscription tiers, the bundling of music and non-music content, and a richer audio and visual content catalog that we believe will benefit artists, songwriters, platforms and consumers alike.

Digital service provider dependency

UMG relies on digital service providers for the online distribution and marketing of its music on the basis of contractual terms that are subject to change.

UMG derives an increasing portion of its revenue from the licensing and distribution of music through digital distribution channels and partners with several hundred music services around the world. For the year ended December 31, 2025, the top 50 music services accounted for 97% of UMG's recorded music digital revenue, as compared to 98% for the year ended December 31, 2024. For the year ended December 31, 2025, 70% of UMG's recorded music revenue was derived from digital channels, as compared to 70% for the year ended December 31, 2024.

UMG typically enters into relatively short-term agreements with digital music streaming services. There can be no assurance that UMG will be able to renew agreements on the same terms or enter into new agreements with any digital music service. The terms of these digital service provider agreements, including the rates that UMG receives pursuant to them and the basis for calculation of those rates, may change as a result of changes in the industry, changes in the law or for other reasons. Decreases in rates or changes to other terms of agreements with digital music streaming services could adversely impact UMG's business, results of operations, financial condition and prospects.

RISK AND RISK MANAGEMENT

Discovery of UMG's music by users of digital music services is heavily influenced through playlists curated by such services or generated via their algorithms (or a combination of both). Any unfavorable changes made by such service providers to their algorithms or to the terms on which they market or promote UMG's music could adversely affect UMG's business, results of operations, financial condition, and prospects.

Risk response

While a number of digital service providers compete with each other in the music industry around the world, they all seek to work closely with UMG, the largest supplier of content to all of the digital service providers. This is because UMG's artist content is a key driver of customer acquisition and retention for all of these platforms. UMG's world-renowned catalog, which is continuously growing through UMG's proven ability to develop and break new artists, makes UMG an important partner for platforms. The introduction of new products, services and revenue streams across segments spanning voice, fitness, wellness, social media, gaming, live streaming, brand partnerships, start-ups and other categories helps to further mitigate the reliance on a limited number of digital service providers. For example, we have partnerships that enable UMG's content to be distributed by global, regional and local DSPs, including Spotify, Apple, YouTube, Amazon, Deezer, Tencent Music Entertainment and NetEase, among an increasingly important number of other partners. We also generate revenues from social media and shortform video platform partners ranging from Meta, YouTube and TikTok to digital fitness partners such as Peloton and Apple Fitness+ and gaming platforms, among other emerging digital platforms.

Competition in evolving markets

UMG may be unable to compete successfully in the evolving markets in which it operates or unable to execute its business strategy.

UMG's markets are constantly and rapidly evolving. UMG expects to increase revenues and cash flow through a business strategy which requires, among other things, continuing to maximize the long-term value of its music by expanding the licensing partners with which UMG works. UMG's strategy also includes continued diversification of its revenue streams by partnering with an increasing array of new businesses that benefit from the use of music content to engage consumers, including new digital platforms such as fitness and video games, and through business arrangements with non-traditional partners, including social media platforms.

UMG has also in the past completed and, as part of its business strategy, will continue, from time to time, to grow revenues and cash flow through strategic transactions, including acquisition(s) of business(es) in high potential markets, other acquisitions, combinations or dispositions of businesses or assets, or strategic alliances or joint ventures with companies engaged in music entertainment, investing or other businesses. See "Where UMG acquires, combines with or invests in other businesses or joint ventures, UMG will face risks inherent in such transactions" for more information on perceived risks associated with acquisitions as well as UMG's risk response.

UMG may incur significant costs deploying its business strategy, and there can be no assurance that UMG will be capable of executing or furthering its business plans during economic downturns, and UMG may not be able to recoup investments it has made in developing its business activities. UMG faces competition from traditional music industry players as well as new entrants and may not be able to execute its business strategy because of a failure to promote innovative products and/or to keep pace with market evolutions and, as a result, may lose market share to existing or new competitors.

Furthermore, the success of UMG's initiatives relies on adequate third-party support and requires UMG to accurately anticipate, forecast and keep up with technological developments and consumer preferences relating to platforms and may require UMG to implement new business models or adapt to new distribution platforms. If UMG is unable to implement its strategy successfully or properly react to changes in consumer preference, then its financial condition, results of operations and cash flows could be adversely affected.

Risk response

UMG is a key promoter of innovation across the digital ecosystem through partnerships in new product categories and through proactive efforts to cause its partners to evolve and innovate.

Case 5:24-cv-03811-EKL Document 878-57 Filed 09/22/25 Page 96 of 206 PageID #: 129488

UMG maximizes opportunities to introduce new products, services and revenue streams in various segments spanning voice, fitness, wellness, social media gaming, live streaming, brand partnerships, start-ups and other categories. As discussed above, UMG also spearheaded the re-imagining of the subscription streaming model.

Inability to timely adapt to trends and developments in the many markets in which UMG operates

UMG operates in many jurisdictions around the world and therefore is subject to a variety of trends, developments, legal and regulatory requirements and other limitations and risks in those jurisdictions, which could affect it adversely.

UMG has offices engaged in recorded music, music publishing, merchandising and audiovisual content in nearly 60 territories around the world. UMG's local presences around the world have become increasingly important as the popularity of music originating from a country's own language and culture is very significant, and more countries around the world have developed legitimate business models to monetize music. In addition, UMG's business model is increasingly focused on developing business in new high-potential music markets. In 2025, UMG strengthened its global presence through new activities, acquisitions, label launches and key partnerships in Africa, Thailand and India, among other high-potential music markets. However, if UMG's music does not continue to have appeal in various countries, UMG's results of operations could be adversely impacted and its investments in new jurisdictions could fail to generate returns for UMG in line with expectations. Additionally, UMG may not be successful in identifying and signing the most promising artists in these markets, which may negatively impact UMG's competitive position in these geographies, its prospects and its ability to generate returns in these markets.

In countries in which UMG currently conducts, or may in the future conduct, its businesses, UMG's operations, growth strategy and development may be negatively impacted as a result of less developed digital, internet and mobile network infrastructure. UMG's success, particularly streaming revenues, depend on the continued development and use of internet by consumers to access music as well as increasing high-speed internet and smartphone penetration. If internet access or smartphone penetration in these markets develops slower than expected, or is stalled, UMG's growth strategy could be adversely affected.

Further, depending on the customs and norms in various markets, UMG's presence in and generation of revenues from other countries may require UMG to accept longer accounts receivable settlement cycles and may subject UMG to difficulties in collecting its accounts receivables. In addition, the revenues UMG generates from other countries and in other currencies may be subject to capital or currency control measures, which could delay or impair UMG's ability to access or remit such revenues.

Risk response

UMG is committed to shaping culture through artistry and is responsive to the needs and ambitions of local talent. In 2025, 63% of UMG's physical & digital recorded music revenues came from local repertoires in their own countries, as compared to 62% in 2024. Prior to entering a new market, UMG teams carefully identify areas of risk and develop a business case and strategic plan.

Content protection and piracy

Piracy continues to adversely impact UMG's business and content protection is a key focus of UMG's business.

Technological advances and the conversion of music into digital formats have made it easy to create, transmit and distribute high-quality unauthorized copies of music in a manner that does not provide an economic return for UMG or its artists and songwriters.

Streaming fraud involves the creation of artificial 'plays' on digital music streaming services that do not represent genuine listening. This activity constitutes fraud and damages the fan experience, distorting charts and playlists. The impact of streaming fraud and piracy on legitimate music revenues and subscriptions is hard to quantify, but UMG believes that illegal file sharing and other forms of unauthorized activity, including stream manipulation and misattribution, have a substantial negative impact on music revenues.

RISK AND RISK MANAGEMENT

If UMG is not successful in its content protection efforts, its business, results of operations, financial condition and prospects may suffer.

Risk response

UMG invests significant resources in combatting the many forms of piracy of its music including through litigation, lobbying and interdiction. UMG also encourages its digital partners to support UMG's content protection efforts by taking direct action against unauthorized activity on their platforms.

Generative AI

Generative AI poses challenges to UMG's intellectual property rights and use of generative AI could adversely affect UMG's business, financial condition, results of operations and prospects.

UMG believes that AI can be used to enhance human creativity in music and related commercial opportunities. However, new technology for the production of AI-generated content, including sound, text and images has introduced new challenges for the protection of intellectual property and creator rights.

The unauthorised reproduction of copyrighted works, including music and lyrics, to train AI technology for the production of AI-generated content infringes intellectual property rights and embodies unauthorised and/or fraudulent renditions of artist voices, images and likenesses. Such infringing AI-generated content, unlicensed training on UMG's catalogues of copyright-protected artists content, and fraud could create vast quantities of works that include content and consumer engagement products improperly associated with artists and targeted at their fan bases. In addition, large-scale use of legitimately produced AI generated music could also create vast quantities of new musical works. Any of the foregoing may compete with consumption of, and dilute engagement with, UMG's copyright-protected material on digital music services, including royalty pool dilution as well as undermine other licensing opportunities for UMG's works, which could adversely affect UMG's results.

Furthermore, policymakers in many countries are considering new laws or changes to existing legal and regulatory frameworks within which AI technologies operate, and it is impossible to predict the full extent of current or future risks related thereto. New legislation or changes to existing legislation and regulatory frameworks might adversely impact UMG's ability to protect and/or license UMG's copyright-protected material in relation to AI thereby potentially impacting UMG's revenue. As an example of new AI legislation, the EU Artificial Intelligence Act (the EU AI Act) entered into force in August 2024, with most of its obligations applying in phases from six to thirty-six months thereafter. The EU AI Act as enacted includes significant requirements on both the providers and deployers of AI technologies, and significant sanctions for breaches.

Laws and regulations related to AI technologies and UMG's use of them may impose on UMG significant obligations and costs related to monitoring and compliance. Moreover, claims for damages in respect of AI technologies may also be possible. The costs of preparing for, monitoring and complying with laws and regulations related to AI technologies, and any claims or penalties as the result of any use of or reliance on AI technologies, could, if applicable, adversely affect UMG and/or third parties connected to UMG (whether directly or indirectly), which could have an adverse effect on UMG's business.

In addition, the adoption and integration of generative AI technologies throughout UMG's organization—and by third parties with whom UMG collaborates—present a number of evolving and interrelated risks that, individually or in the aggregate, could materially and adversely affect UMG's business, financial condition, results of operations and prospects. The adoption of AI-powered products and services may draw greater scrutiny or generate negative reactions from fans or artists, potentially leading to reduced engagement, reputational harm or loss of business opportunities. UMG may also miss business opportunities because certain AI-generated products may primarily depend on an artist's name, image and likeness (NIL) or merchandise rights that would have historically been areas where UMG would have contracted with artists. UMG's rights in NIL and merchandising are not as robust as they are in recorded music, and there is a risk that artists will work with third parties using AI to monetise those rights rather than through UMG.

Case 5:24-cv-03811-EKL Document 878-57 Filed 09/22/26 Page 98 of 206 PageID #: 129490

As AI technologies and related regulations continue to evolve, new risks may emerge, and UMG's mitigation strategies may need to be updated accordingly. Failure to effectively manage these risks could have a material adverse effect on UMG's business, financial condition, results of operations and prospects.

Risk response

We believe that AI will never replace human creativity because it will always lack the essential spark that drives the most talented artists to do their best work. Forging a path on behalf of and in collaboration with the entire music community will help enable us to empower this technology responsibly to the benefit of the entire creative ecosystem.

UMG has developed a strategy that carefully choreographs offense and defense while placing artists' interests at the center of the conversation. UMG has been exploring the opportunities emerging from this technology for years, applying AI for advances in data analytics, marketing tools, enhanced studio and audio production, while working to protect the long-term value of artistic content. Over the past several years, UMG has put in place strategic AI-related agreements with established platforms such as YouTube, KDDI and NVIDIA, as well as with emerging AI entrepreneurs such as Udio, BandLab, ProRata, Soundlabs, KLAY Vision, Splice and Stability AI. UMG has also articulated the importance of establishing effective tools, incentives and rewards that enable us to limit AI's potential downside while promoting its promising upside. UMG supports the Human Artistry Campaign ('HAC') and its principles – the HAC is a global initiative formed in early 2023 to protect creators' rights in the age of AI, with more than 170 supporting organizations from 40+ countries. We have also partnered with SoundPatrol Inc., a research lab for large music models on a first-of-a-kind collaboration to protect artists from the unchecked copyright infringement activity coming from AI music generators.

In addition to responsible and ethical AI industry collaborations and thought leadership, UMG is pursuing the establishment of legislative and regulatory "guardrails" for AI, including backing legislation that, if enacted, would establish a federal right of publicity in the United States to help protect Americans' image, likeness and voice – and helping to prevent deepfakes. UMG is vigorously advocating for public policies furthering Responsible AI with governments around the globe, including through multi-stakeholder coalitions and trade bodies, as well as on its own.

In addition, UMG is protecting creators' rights in the AI environment through litigation. For example, UMPG, alongside two other music publishers, filed a copyright infringement lawsuit against Anthropic for its large-scale, wholesale copying of copyrighted lyrics.

Operational risks

Challenge to attract and retain internal talent

UMG's ability to operate effectively could be impaired if it fails to attract and retain its executive officers and other key personnel.

UMG's success depends, in part, upon the continuing contributions of its executive officers and key operational and creative personnel, led by its Chairman and Chief Executive Officer, Sir Lucian Grainge. These executive officers and key personnel possess significant experience within the music industry, and their established personal connections and relationships in the music industry are important to the UMG's operations. UMG competes with other music and entertainment companies, record labels, DSPs, technology companies and other companies for top talent, including executive officers and other key personnel.

If UMG were to unexpectedly lose a member of its key management team or were unable to attract and retain qualified personnel in the future, at a reasonable cost or at all, its business activities, results of operations, financial position and prospects could be materially and adversely affected.

Risk response

UMG is an established brand with both an attractive name and business reputation in the talent market. UMG has taken proactive and preventative measures to attract and retain talent.

Case 5:24-cv-03811-EKL Document 878-57 Filed 09/22/26 Page 99 of 206 PageID #: 129491

UMG has added more offerings geared towards equitable professional development across UMG's diverse employee community. These include tailored programming and resources, such as renowned guest instructors, and executive coaches to prepare employees for the next level of their career at UMG. The initiatives are geared towards incentivizing early and mid-career employee retention, which are the groups most susceptible to risk.

In addition, in 2022, UMG established an Equity Plan to provide long-term incentives to senior employees which are linked to value creation and designed to attract, retain and motivate the best possible workforce.

Restructuring and reorganization activities

UMG has engaged in effective restructuring and reorganization activities in the past, is currently engaged in an Organizational Redesign and may need to implement further restructurings and reorganizations in the future and its restructuring and reorganization efforts may not be successful or generate expected cost savings.

UMG's business has been, and may continue to be, impacted by significant ongoing changes in the entertainment industry. In response, it has sought, and will continue to actively seek, to adapt its operations and cost structure to the changing economics of the industry and to capitalize on growth opportunities. For example, while physical sales are still significant in some markets, music consumption has shifted from an ownership model, whereby consumers purchase vinyl records or CDs, to an access model that includes subscription and ad-supported streaming formats.

UMG's inability to implement the Strategic Organizational Redesign successfully or to structure its operations based on evolving market conditions could impact UMG's business. Furthermore, should UMG fail to successfully complete the Strategic Organizational Redesign, UMG might not be able to achieve the expected cost savings associated to it, or UMG might only achieve a portion thereof, and the restructuring costs incurred in connection with the Strategic Organizational Redesign may therefore be greater than the anticipated cost savings.

UMG may also in the future be required to implement further restructuring activities, make additions or other changes to its management or workforce based on other cost reduction measures or changes in the markets and industry in which it competes, including the evolving skill sets required from its employees. Restructuring activities can also create unanticipated consequences and negative impacts on its business, and UMG cannot be certain that any ongoing or future restructuring efforts will be successful or generate expected cost savings. If UMG were to unsuccessfully implement restructuring and re-organization plans, that could adversely impact UMG's business, results of operations, financial condition, and prospects.

Risk response

UMG has engaged in effective restructuring and reorganization activities in the past. UMG's executives have a broad range of experience, and UMG has engaged third party consultants, that provide the discipline for effective execution of the restructuring plans.

Acquisitions and other investments

Where UMG acquires, combines with or invests in other businesses or joint ventures, UMG will face risks inherent in such transactions.

UMG has in the past completed and, as part of its business strategy, will continue, from time to time, to consider strategic transactions, which could involve acquisitions, combinations or dispositions of businesses or assets, or strategic alliances or joint ventures with companies engaged in music entertainment, entertainment, investing or other businesses. For example, Virgin Music Group, UMG's global independent music division, acquired Downtown Holdings LLC in the first quarter of 2026. In addition, in 2024, UMG acquired a stake in (i) Chord Music Partners (Chord), pursuant to a long-term strategic partnership with Chord's other shareholders to actively manage Chord through UMG's global network and further develop its catalogue of music and intellectual property and (ii) NTWRK, a premium live-video shopping platform and curated marketplace serving buyers and sellers.

UMG may not be successful in addressing any risks or problems encountered in connection with any strategic transactions. UMG cannot assure that if it makes any future acquisitions, investments, strategic alliances or joint ventures or enters into any business combination that they will be completed in a timely manner, or at all, that they will be structured or financed in a way that will enhance its creditworthiness or that they will meet its strategic objectives or otherwise be successful. In addition, if any new business in which UMG invests or which it attempts to develop does not progress as planned, it may not recover the funds and resources it has expended.

Furthermore, UMG faces risks in successfully integrating any businesses that it might acquire, including those risks associated with integrating the acquired business's personnel and various systems and processes, and these risks are bolstered by the size and number of transactions executed. Ongoing business may be disrupted, and management's attention may be diverted by acquisition, investment, transition or integration activities. In addition, integrating any business UMG might acquire could impact UMG's compliance with applicable legal and regulatory requirements, including those related to privacy and data security. UMG may need to dedicate additional management and other resources to any such M&A activity, and it may be difficult for UMG to efficiently integrate acquired businesses into its ongoing operations and assimilate and retain employees of those businesses into UMG's culture and operations. The failure to achieve synergies in acquisitions or loss of key executives, employees, customers, suppliers, vendors and other business partners of businesses acquired may adversely impact the value of the assets, operations or businesses.

Additionally, UMG has made investments into joint ventures with third parties in certain jurisdictions and it may in the future enter into additional such joint ventures as a means of conducting its business in various jurisdictions. While UMG seeks to ensure that it has appropriate rights when entering into joint ventures, in the future other investors in the joint venture may have or require certain rights under the terms of the joint venture, and therefore, UMG may not be able to unilaterally make significant decisions or take timely actions with respect to its joint ventures. The failure of UMG's joint venture investments or UMG's inability to take decisive unilateral action in respect to its joint ventures could have a material adverse impact on UMG's business, results of operations, financial condition, and prospects.

Risk response

UMG has defined pre-acquisition due diligence procedures in place that enables informed decision making, as well as post-acquisition integration procedures geared towards timely and effective integration of acquired companies.

Cybersecurity

Cybersecurity presents ongoing risks that could adversely impact UMG's global data and operations.

UMG's systems may be vulnerable to damage from cybersecurity attacks and other data security incidents. UMG processes personal data related to customers, employees, business partners, artists, and vendors. UMG also maintains sensitive confidential business information of itself and, in some cases, counterparties, as well as intellectual property including rights in music recordings and compositions that in some cases are not yet released. UMG relies on both its computer systems and those of its service providers for day-to-day operations and to manage these kinds of critical business data. No computer system is immune from attacks or other incidents, and UMG's systems have in the past been and may in the future be vulnerable to, or may have suffered unknown, security breaches by computer hackers and others that attempt to penetrate or otherwise defeat the security measures that it has in place. Further, any use of AI technologies by UMG or its service providers in connection with UMG's business could make UMG more susceptible to cybersecurity threats. A compromise of its security systems that results in the loss or exposure of personal data, confidential information, or intellectual property could lead to operational disruptions and significant expenditures to address the incident. Such a compromise could lead to the loss of competitively sensitive information, theft of funds, reputational harm, litigation and investigations, legal expenses, liability, penalties, or the imposition of ongoing monitoring or audit requirements which may create operational disruptions and/or significant expenditures. Any of the foregoing may adversely impact UMG's business, results of operations, financial position, and prospects.

RISK AND RISK MANAGEMENT

Risk response

UMG employs multiple layers of cybersecurity defenses to protect assets, systems, and employees from cyberattacks. These controls include broad deployment of advanced authentication controls including multi-factor authentication, deprecation of privileged service accounts, active network and system monitoring, centralized logging, and incident response and business continuity planning.

UMG has further implemented controls to enhance remote access security, augment visibility to network behavior, and improve cybersecurity control governance. It has implemented a cross-functional process to identify and improve incident response procedures and increase testing for evolving attack vectors such as social engineering.

UMG's Global Security Office performs Security Assessments to ensure UMG systems are secured against internal and external threats. All technology and software applications deployed by our global organization, whether developed in house or by a third party is assessed to identify potential risks or vulnerabilities that could cause a negative impact on our business, and provide recommendations to improve the cyber security posture of the application. This includes Record of Processing Activity (RoPA) assessments required by Article 30 of EU's General Data Protection Regulation (GDPR), which create an internal register or inventory of business processes and technologies that process personal data to ensure accountability and compliance, as well as to identify high-risk processing activities.

UMG has also advanced security detection technology installed on all workstations and servers that allows for rapid detection of ransomware and other common security issues, allowing for swift isolation of potentially affected systems for review and remediation.

UMG conducts regular security training including regular phishing training of all employees and a blend of online and in-person training covering general security as well as application and developer security. It has implemented additional non-technical measures including cyber insurance policies, security incident simulations, and audits to mitigate the risks of an adverse cybersecurity event.

Lastly, UMG's Information Security Policy is a commitment to protecting the confidentiality, integrity, and availability of the company's information assets, and applies to all employees, contractors, third-party service providers, and business partners who access, process, store, or transmit UMG data. It encompasses all information systems, applications, cloud services, and physical environments managed by or on behalf of UMG.

Changes in global economic and financial conditions

A weakening of anticipated global economic growth, a return to sustained high inflation rates or other periods of declining economic conditions, either globally or in any of the markets in which UMG operates, could adversely affect UMG's business, results of operations, financial condition and prospects.

Economic growth and consumer confidence are important for UMG's growth and strategy. A significant portion of UMG's revenue relies on consumers spending discretionary funds on leisure activities, such as music subscriptions, CDs, vinyl record albums and artist merchandise. Factors like political uncertainty, and the state of the economy, including issues such as inflation, recession, the availability of consumer credit, taxation, unemployment, and the impact of pandemics or other severe public health events are all factors that can influence the prevailing macroeconomic conditions and affect UMG's business. Economic growth and consumer confidence are important for UMG's growth and strategy.

Central banks in the U.S. and several other countries have raised interest rates in the past several years. Such increases in interest rates may reduce growth and may result in a global or regional recession. Further market volatility may occur if inflation starts to rise again and markets respond to the interest rate increases and the cessation of quantitative easing programmes by major central banks. Increased inflation may impact the disposable income and shopping habits of UMG's customers which may in turn affect the demand for UMG's products and services and UMG's ability to maintain its revenues in line with targets and expectations. Each of these events may negatively impact discretionary funds available to consumers for leisure activities, and as a result

may negatively impact UMG's revenues and growth, which may in turn negatively impact UMG's business, results of operations, financial condition, and prospects.

Additionally, UMG has offices in nearly 60 territories around the world and exports music and merchandise from country to country. UMG's exports not only include physical exports, such as vinyl records, CDs and merchandise, including apparel, but also digital trade and are subject to a variety of export control and import laws and regulations and trade and tariff regulations. Compliance with export control and import laws and regulations may create delays in the introduction of UMG's music and merchandise in international markets, resulting in a loss of opportunities and increase costs due to import and export duties and tariffs.

Any change in export or import laws and regulations, shift in the enforcement or scope of existing laws, sanctions and regulations, or change in the countries, governments, persons or technologies targeted by such laws and regulations, could also result in decreased ability to export UMG's music and merchandise to consumers. Any limitation on UMG's ability to export its music or merchandise could materially adversely affect UMG's business, results of operations, financial condition, and prospects.

Risk response

UMG benefits from a diverse set of growth drivers, such as DSP penetration growth, social media platforms, health/fitness applications, gaming, and audiovisual, among others, which makes UMG less dependent on any one particular growth driver.

The direct impact of tariffs on UMG is limited because digital goods are not subject to tariffs and physical music formats are exempt as information materials under U.S. law, leaving only a portion of our revenue that is potentially exposed to tariffs.

Furthermore, music consumption is relatively inexpensive compared to other forms of media entertainment, and DSP providers generally make all content available, thus not requiring multiple subscriptions. In the past, music consumption has proven to be resilient to macro-economic downturns and so far we have not seen any material impact from any global economic downturn on UMG's results (despite lower advertising-funded streaming income growth, as the advertising industry was impacted by the difficult economic environment).

Geopolitical instability

UMG's business may be adversely affected by geopolitical instability. Unfavorable conditions can depress revenues in affected markets and prompt actions that adversely affect UMG's business and/or financial performance.

Geopolitical concerns and other global events outside of our control have contributed and may continue to contribute to global economic and political uncertainty, particularly as geopolitical instability has in recent years become more prevalent. These concerns and events include, without limitation, trade conflict, civil unrest, and security events, including war, terrorist acts or other hostilities. For example, ongoing wars in the Middle East and Ukraine, and sanctions and other measures imposed in response to these conflicts, have increased global economic and political uncertainty.

In addition, the current U.S. presidential administration has stated its intention to make governmental policy and regulatory changes in a variety of areas, including the imposition of tariffs or other trade barriers. In that connection, certain countries subject to those changes have expressed an intent to impose similar measures on American goods in return.

These conflicts and actions could result in market disruptions which could be significant and could potentially have a substantial impact on the global economy for an unknown period of time. As a result of UMG's revenue profile being very geographically diverse, any such downturn in the global economy that reduces the disposable income of UMG's customers may in turn have a negative impact on UMG's revenues.

Case 5:24-cv-03811-EKL Document 878-57 Filed 09/22/26 Page 108 of 296 PageID #: 129495

Risk response

UMG monitors political and general societal changes and, where necessary, develops response strategies to such events. Furthermore, music consumption has proven to be resilient in macro-economic downturns in the past.

So far UMG has not experienced any material impact arising from the effect of international sanctions. In the U.S., which is the world's largest recorded music market, under U.S. law, the government cannot impose tariffs on the import or export of informational materials– including music. Consequently, any extension of sanctions or tariffs would likely only have a minimal impact on UMG's results from operations.

Dependency on information technology systems

UMG's operations are dependent on its information technology and information systems and any disruption to UMG's IT systems or failures in UMG's IT systems could adversely impact UMG's operations.

The integrity, reliability and operational performance of UMG's information technology (IT) infrastructure and technology network are critical to its operations. UMG relies upon the capacity, reliability, and security of its IT hardware and software infrastructure and its ability to expand and update this infrastructure in response to changing needs.

Certain elements of the IT systems infrastructure on which UMG depends are outsourced to third parties. The services and functions provided by these third parties are critical to UMG's business and include (but are not limited to) storage, data processing and network.

The availability of UMG's IT platforms and other services may be interrupted by damage or disruption to the UMG's or UMG's third-party service providers' IT systems, which may be caused by, for example hardware or software defects, human error, unauthorized access, fire, power loss, natural hazards, the impact of war and terrorism, disasters or similarly disruptive events, as well as planned upgrades and improvements which may be subject to developmental delay or fail to be effective.

While UMG has business continuity procedures in place, there can be no assurance that these will be fully successful in preventing all disruptions to the availability of UMG's IT platforms or other services. To the extent UMG outsources its business continuity or disaster recovery operations, it is at risk of the vendor's unresponsiveness in the event of breakdowns in UMG's systems, which could cause delays in recovering service.

Furthermore, performance issues, system interruptions or other failures in UMG's IT systems could expose UMG to potential liability to pay damages as well as reputational harm, additional operating expenses to remediate the IT failures and exposure to other losses or other liabilities, all of which could have a material adverse effect on UMG's business, results of operations, financial condition, and prospects. While UMG maintains what it considers to be an appropriate level of insurance against some of these risks, UMG's insurance coverage may not cover all of the costs and liabilities it incurs as the result of any such interruptions or failures of UMG's IT systems, and if UMG's business continuity and/or disaster recovery plans do not effectively and timely resolve issues resulting from a disruption, UMG may suffer material adverse effects on its business.

Risk response

UMG continues to invest in the maintenance, upgrading and testing of its IT infrastructure and technology network, in addition to maturation of failover and overall tech recovery plans to minimize the risk impact of disruption. While UMG's insurance coverage may not cover all of the costs and liabilities it incurs as the result of any such interruptions or failures of its IT systems, UMG maintains what it considers to be an appropriate level of insurance against some of these risks.

Financial risks

Access to and cost of financing

UMG faces risks related to access to and the cost of financing.

Risks related to access to and cost of financing are assessed based on UMG's capacity in the coming twelve months to have ready access to cash and cash equivalents and available confirmed credit

Case 5:24-cv-03811-EKL Document 878-57 Filed 09/22/26 Page 104 of 296 PageID #: 129496

facilities and to generate sufficient cash flows and proceeds from sales to cover debt repayments, dividend payouts and financial commitments.

Risk response

UMG has access to a €2 billion confirmed syndicated financing package (RCF) which provides the necessary funds to cover UMG's financial requirements and is used as back up for a €2 billion NEU commercial paper program. The RCF was extended from April 2026 to April 2028. In addition, UMG issued successfully in 2022 two tranches of bonds, including a €500 million tranche with a maturity in 2027 and another €500 million tranche with a maturity in 2032. UMG also issued successfully in 2023 a €750 million bond with a 2031 maturity and a JPY 7 billion private placement with a 15- year maturity (2038).

In 2025, UMG entered into a $500 million bilateral revolving credit facility which will mature in April 2028, of which $500 million is drawn in February 2026. We also issued €300 million of senior unsecured notes due 2032, €100 million of senior unsecured notes due 2031, ¥7 billion of senior notes due 2035 and €40 million of senior notes due 2038.

UMG's average debt maturity is 3.7 years, its liquidity remains above € 1billion, and the fixed-rate net debt ratio remains above 75%.

Currency fluctuations

Unfavorable currency exchange rate fluctuations could adversely affect UMG's results of operations.

A significant portion of UMG's assets, liabilities, revenues and costs are denominated in currencies other than Euros, in particular U.S. Dollars. To prepare UMG's Financial Statements, UMG must translate those assets, liabilities, revenues and expenses into Euros from such currencies at then-applicable exchange rates. Consequently, increases and decreases in the value of the Euro as compared to such other currencies will affect the amount of these items in the UMG Financial Statements, even if their value has not changed in their original currency. These translations could result in significant changes to its business, results of operations, financial condition, and prospects from period to period. In addition, exchange rate fluctuations could cause expenses to increase as a percentage of net sales, affecting profitability and cash flows.

Risk response

From time to time, UMG enters into foreign exchange contracts to hedge the risk of unfavorable foreign currency exchange rate movements. UMG seeks to hedge currency transaction risks by offsetting opposing cash flows (natural hedging) and using derivative hedges.

Changes in tax laws

Changes in tax laws or challenges to UMG's tax position could adversely affect UMG's results of operations and financial condition.

Given the footprint of UMG's operations globally, UMG is subject to tax laws and regulations in nearly 60 territories where it operates. Adverse developments in applicable tax laws or regulations, or any change in the position by the relevant tax authorities or tax courts regarding the application, administration or interpretation of any applicable tax laws or regulations, could subject UMG to additional or increased tax payments, and in turn have a material adverse effect on UMG's business, results of operations, financial condition, and prospects. If UMG's tax positions are challenged by tax authorities, the potential imposition of additional or increased taxes could require UMG to pay taxes that UMG currently does not collect or pay or increase the costs of UMG's services to track and collect such taxes, which could in turn increase UMG's costs of operations or the UMG's effective tax rate and could have an adverse impact on UMG's business, results of operations, financial condition, and prospects.

Moreover, any change in the tax law, such as an increase of tax rate or a change in determination of tax basis, could have a material adverse impact. Given the international nature of UMG's operations, UMG may be particularly impacted by changes to regulations relating to transfer pricing and withholding taxes on the repatriation of funds.

Risk response

The Tax Policy supervised and approved by the Audit Committee states that UMG has a very low tolerance to tax risk. The application of this guidance alleviates the potential adverse impact of any change either in the application, administration or interpretation by tax administration or tax courts. Moreover, as positions taken either for transactions, compliance and accounting purposes are conservative any change in tax rates or tax basis might be mitigated.

Therefore, UMG's tax procedures follow this governance and there is a process in place to implement and monitor compliance with them. These procedures comply with tax rules in countries where UMG operates as well as with requirements enacted by supra-national organizations, such as OECD and the European Union. These procedures take into account the spirit of the laws and are updated as necessary in order to incorporate any change of tax law or tax regulation impacting UMG. The Group Tax Department and finance teams are in charge of establishing, maintaining and overseeing these policies. The aim is to file all the required tax-relevant returns with the appropriate Tax Authorities in a correct, timely and complete manner. To ensure this happens, (tax) compliance & reporting processes are monitored through the Tax Risk and Control Framework which sets out the controls established to assess and monitor tax risk for direct and indirect taxes (e.g., corporate income tax, transfer pricing, VAT, wage tax and tax accounting).

The Group Tax Department monitors proposed changes in taxation legislation and ensures these are taken into account when considering the operations and compliance. For this purpose, the Group Tax Department employs qualified tax professionals who follow carefully any change in tax law or tax regulations, with the assistance of qualified and reputable external advisors with requisite qualifications and reputation.

Laws and regulations

Loss of intellectual property rights

The success of UMG's business is dependent on the existence and maintenance of its intellectual property rights and challenges in obtaining, maintaining, protecting and enforcing its intellectual property rights, and involvement in intellectual property litigation could adversely affect UMG's business, results of operations, financial condition, and prospects.

UMG's intellectual property rights, as well as its ability to enforce such rights depend on the laws and regulations of the many jurisdictions in which it conducts business, which are not consistent across jurisdictions.

Third parties may be able to obtain and use UMG's intellectual property without its permission, and there is no guarantee that UMG will be able to successfully obtain, protect, maintain or enforce its intellectual property rights in every instance.

UMG cannot be assured that its trademark applications, even for major trademarks, will be approved, UMG endeavours to register major trademarks that are owned by UMG in every jurisdiction where UMG believes the protection of these trademarks is important for its business. UMG also uses certain major trademarks pursuant to license agreements, including the UNIVERSAL MUSIC GROUP, DEF JAM RECORDINGS, and VIRGIN MUSIC trademarks. The duration of UMG's licenses relating to the DEF JAM RECORDINGS and VIRGIN MUSIC trademarks is perpetual and the earliest termination date for UMG's license relating to the UNIVERSAL MUSIC GROUP trademark is 2029. UMG's licenses for both the UNIVERSAL MUSIC GROUP and VIRGIN MUSIC trademarks may be terminated under certain circumstances, including UMG's material breach of the license agreement, non-use, and certain events of insolvency. Upon any expiration or termination of any of these license agreements, UMG may be required to either negotiate a new or reinstated agreement including with potentially less favorable terms or otherwise lose its rights to use the licensed trademarks, which may require UMG to change its corporate name and undergo other significant rebranding efforts. Any such rebranding efforts may be disruptive to UMG's business operations and require UMG to incur significant expenses.

In addition, if UMG is alleged to have infringed, misappropriated or otherwise violated the intellectual property rights of a third party (even where such claims are without merit), any litigation to defend the claim could be costly and would divert the time and resources of management, regardless of

the merits of the claim and whether the claim is settled out of court or determined in its favor. There can be no assurance that UMG would prevail in any such litigation. If UMG were to lose a litigation relating to intellectual property, in addition to the potential reputational damage, it could be forced to pay monetary damages, to obtain a license, or to cease using certain intellectual property or technologies.

Additionally, artists signed by UMG may seek to challenge and dispute the scope of intellectual property rights under their contracts entered into with UMG, including potential disputes as to the application and effect of technological developments and new formats to access music.

Furthermore, notwithstanding any potential benefit of AI, new challenges for protecting UMG's intellectual property and other rights of UMG's artists and songwriters may also arise from AI-generated music. The resulting new form of intellectual property infringement is caused by unauthorized reproduction of copyrighted works, names, images, likeness and voices of UMG's artists and songwriters to "train" AI-generated applications to create unauthorized derivative works.

Any of the foregoing may cause UMG to suffer economic loss and reputational damage, which would adversely affect UMG's business, results of operations, financial condition, and prospects.

Risk response

In order to obtain, maintain, protect or enforce its intellectual property rights, UMG takes a variety of measures, including, if necessary, litigation or proceedings before governmental authorities and administrative bodies. UMG also has a content protection unit tasked with leading and coordinating take downs of content that infringes its intellectual property rights. UMG also works through lobbying (both directly and through trade associations) to try to influence any changes so that such changes do not negatively affect the business or broader music industry and UMG's stakeholders.

Data protection compliance

UMG faces heightened and accelerating privacy and data protection risk driven by rapid regulatory expansion, materially increased enforcement activity, evolving technology practices—including artificial intelligence—and the scale and complexity of its global data operations.

As a multinational organization operating in many countries, UMG is subject to laws, regulations, rules and other obligations governing privacy, data protection, direct marketing and cybersecurity in jurisdictions around the world. These laws impose restrictions on the way UMG and its counterparties may collect, use, retain, secure, disclose and transfer personal information. These laws may shape, for example, how UMG engages in eCommerce transactions or other transactions with consumers; how UMG operates its online properties; how UMG engages in direct and behavioral advertising, email marketing, mobile marketing and social media activities; and UMG's internal operations in areas such as employment and how UMG transfers data among its subsidiaries. Further, UMG makes statements about its use and disclosure of personal information through its privacy policies, information on its websites, and press statements.

These laws, and the ways in which authorities interpret and enforce them, continue to develop and may be inconsistent from jurisdiction to jurisdiction. Complying with emerging and changing requirements may cause UMG to incur substantial costs, change its business practices, modify its product and service offerings, and forego other business opportunities.

UMG is subject to extensive and evolving European laws governing privacy, data protection, cybersecurity, and digital technologies, including the EU General Data Protection Regulation (GDPR), the ePrivacy Directive and related national laws, the U.K. GDPR and Data Protection Act 2018, and recently adopted or forthcoming regulations such as the EU Artificial Intelligence Act, Digital Services Act, Digital Markets Act, NIS2 Directive, and EU data governance and access frameworks. These regimes impose significant and, in some cases, overlapping obligations relating to the collection, use, security, transparency, and governance of personal and business data, as well as the deployment of digital and AI-enabled technologies.

RISK AND RISK MANAGEMENT

The GDPR, which applies across the European Economic Area, provides regulators with broad investigative and enforcement authority and authorizes administrative fines of up to €20 million or 4% of global annual revenue, whichever is greater, in addition to corrective orders and operational restrictions. Compliance with these expanding and increasingly complex regulatory requirements requires substantial ongoing investment in governance, controls, and monitoring, and may constrain business operations and technology use. Any failure to comply, or perceived failure to comply, could result in significant fines, litigation, regulatory scrutiny, operational disruption, and reputational harm.

In addition to European regulations, the number of comprehensive U.S. state privacy laws has expanded rapidly, with approximately twenty states now having enacted consumer privacy frameworks, fourteen of which were adopted within the last three years. Each of these laws are unique in their requirements, including mandatory recognition of universal opt-out mechanisms in certain jurisdictions, and new requirements for risk assessments, vendor contracting, and sensitive data processing. Certain jurisdictions, such as California, have also elevated compliance requirements, for example, requiring companies to produce risk assessments directly to regulators upon request and within a short timeframe and to conduct annual Security Assessments. National-scale digital operations and centralized data platforms such as UMG's may incur substantial operational, legal and other costs in attempting to harmonize divergent requirements and implementing compliance programs that address new legal and regulatory requirements.

We engage in a wide array of online activities globally and are thus subject to a broad range of related laws and regulations including, for example, those relating to privacy, consumer protection, data retention and data protection, online behavioral advertising, AI, geo-location tracking, text messaging, email advertising, mobile advertising, age verification, the protection of children online, social media and other Internet, mobile and online-related prohibitions and restrictions.

Global privacy enforcement activity has increased materially in both volume and severity. Noncompliance, or even allegations of noncompliance, with these laws or UMG's public statements or contracts in these areas, could lead government entities, supervisory authorities, or private actors to institute investigations into or proceedings against UMG. These investigations or proceedings may entail legal costs and reputational harm for UMG, and if defense of such proceedings is unsuccessful even in part, UMG may face significant penalties, liability, or ongoing monitoring or audit requirements. For example, The U.S. Federal Trade Commission continues aggressive enforcement of privacy, data security, and AI-related representations under its unfair and deceptive practices authority, holding organizations accountable for both their public representations and their actual data practices. Responding to regulatory inquiries requires a significant investment of time and financial resources. Successful FTC actions frequently impose long-term consent decrees, independent audit obligations, and restrictions on data use, creating sustained operational and financial exposure beyond monetary penalties.

UMG operates several thousand consumer-facing websites and digital properties. These properties commonly deploy analytics, advertising, personalization, and third-party technologies, all of which have become the subject of increased regulatory scrutiny and, in some cases, class action litigation. For example, in the United States, privacy enforcement has increasingly intersected with consumer protection and wiretap litigation theories. Given UMG's scale, even modest implementation errors can amplify regulatory, litigation and reputational risk.

UMG utilizes AI-enabled tools across business functions. AI use is regulated by a patchwork of global regulations and guidance that legislate bias, accountability, governance, and lawful data use. These regulations continue to change and evolve based on updates by legislative bodies and challenges by government or private citizens. Monitoring and compliance with AI-related regulations may cause UMG to incur substantial costs. Changes in regulations may cause UMG to change its business practices or modify its product and service offerings. UMG also remains responsible for model oversight and accountable for all outcomes of AI-enabled tools. Any actual or perceived governance failures by UMG may cause customers and business partners, including artists, to lose trust in UMG.

UMG transfers a significant volume of data across international borders. The legal framework for international data transfers is subject to ongoing uncertainty and frequent change. Regulators in the U.S., European Union, China, and Brazil have emphasized that transfer mechanisms must be actively

maintained, that organizations must understand and document actual data flows, and that onward transfers and vendor access must be controlled.

Failure or perceived failure to comply with these cross-border data transfer requirements could result in significant costs, regulatory investigations, fines, and restrictions on UMG's ability to transfer data internationally. As the regulatory environment continues to develop, UMG expects the complexity and costs associated with cross-border data transfers to increase, and UMG may face heightened operational and reputational risks in connection with UMG's global data processing activities.

Regulators increasingly treat security failures as privacy violations, particularly where deficiencies expose personal data at scale or reflect systemic governance weaknesses. Enforcement actions have underscored that excessive data collection, unjustified retention, and inadequate vendor oversight materially increase both breach impact and enforcement severity. Privacy regulations in California further require certain businesses conduct annual cybersecurity audits and make reports available to regulators upon request. Identified deficiencies are expected to be remediated through documented corrective actions, reinforcing expectations of continuous and demonstrable security governance.

Any perceived or actual failure by UMG, including UMG's third-party service providers, to protect confidential data or any material non-compliance with privacy or data protection or other consumer protection laws could cause customers to lose trust in UMG, reduce UMG's ability to attract and retain customers, artists and other business relationships and counterparties and result in litigation or other actions being brought against UMG. Lastly, if third parties that UMG works with, such as its suppliers, violate applicable laws or UMG's policies, such violations may also put UMG's data at risk and could in turn have an adverse impact on UMG's business, results of operations, financial conditions, and prospects.

Risk response

UMG has data protection compliance initiatives in place, including personnel dedicated to managing data protection risk. UMG's data protection team partners with personnel throughout the organization to identify and mitigate data protection risks.

Recent initiatives undertaken by the privacy team include the adoption of an enhanced website cookie management platform to strengthen consent capture and compliance, a proactive review of emerging global privacy regulations to assess alignment with and gaps in the current program, and the update of cyber incident and breach response procedures to improve readiness, coordination, and regulatory response. The team also implemented global artificial intelligence training for staff to promote responsible use and risk awareness, refreshed supplier contract terms and standard agreements—including updated data processing and data security addenda—to reflect evolving legal and operational requirements, and provided ongoing support for enterprise data management processes to improve data handling, governance, and accountability across the organization.

UMG's data protection compliance initiatives are prioritized around streamlined global rules and processes to manage increasingly complex requirements where possible. This improves the efficiency of compliance efforts and reflects the interconnected nature of UMG's artists, fans, and business operations.

Our Global Security Office maintains and oversees UMG's Data Protection Policies, which apply to all directors, employees, temporary staff, and consultants of UMG and its subsidiaries ("UMG") who process Personal Data, including but not limited to contact information, HR records, unique identifiers, such as IP addresses and equipment identifiers. These policies establish the appropriate guidelines and limitations for collecting, using, securing, transferring, and retaining personal data, as well as the necessary disclosures to notify individuals of their rights.

We provide guidance to our labels and subsidiaries to ensure the proper collection and use of personal data information and record keeping. This applies to our corporate websites, e-commerce

stores, direct email marketing, third party marketing, and all other data collected in the course of business.

The organization stays aware of emerging regulations and impending compliance requirements and advocates (both directly and through trade associations) to influence any changes to the law so that they do not negatively affect the business or broader music industry and its key stakeholders.

Governmental and regulatory challenges

A significant portion of UMG's revenues are subject to regulation either by government entities or by local third-party collecting societies throughout the world and rates on other income streams may be set by governmental proceedings or be subject to legislative intervention, which may limit its profitability.

Mechanical royalties and performance royalties (on both physical and digital sales) are two of the main sources of income for UMG's music publishing business, accounting for 15% of UMG's revenue in 2025 and 14% of revenue in 2024, and mechanical royalties are an expense for its recorded music business (except in instances when DSPs pay such mechanical royalties directly to publishers), representing 0.7% of UMG's revenue in 2025 compared to 0.7% in 2024. In the United States, compulsory mechanical royalty rates are set every five years pursuant to an administrative process under the U.S. Copyright Act, unless rates are determined through industry negotiations, and performance royalty rates are most commonly, but not exclusively, determined by negotiations by performing rights organizations, which in the U.S. include American Society of Composers, Authors and Publishers (ASCAP), Broadcast Music, Inc. (BMI), the Society of European Stage Authors and Composers (SESAC), and Global Music Rights, LLC (GMR). ASCAP and BMI are subject to a consent decree rate-setting process if negotiations are unsuccessful.

The Antitrust Division of the U.S. Department of Justice (the DOJ) has previously reviewed its consent decrees with ASCAP and BMI and, while in January 2021 the DOJ announced that it would take no further action to modify or terminate such decrees, there is no guarantee that the DOJ will not choose to review such decrees in the future. Changes to the mechanical royalty rate, the performance royalty rates or consent decrees governing the U.S. performing rights organizations could potentially impact the profitability of UMG's music publishing business.

Outside of the U.S., mechanical rates are typically negotiated on an industry-wide basis (or for multi-territorial online licensing, on a repertoire-specific basis but still necessarily in partnership with collecting societies as rights holders) and may be subject to mandatory collecting regimes. In most territories outside the U.S., mechanical royalties are typically based on a percentage of wholesale prices for physical products and based on a percentage of consumer prices for digital formats. Performance royalty rates are typically negotiated between the collecting society and the individual licensee. The mechanical and performance royalty rates set pursuant to such processes may adversely affect UMG by limiting its ability to increase the profitability of its music publishing and/or recorded music businesses.

The performance royalty rates received by UMG's recorded music business in the U.S. for statutory webcasting and satellite radio are set every five years by an administrative process under the U.S. Copyright Act unless rates are determined through industry negotiations. In most jurisdictions outside the U.S., UMG's recorded music business receives payment for the public performance and broadcast of its sound recordings via collecting societies, with rates generally set by industry agreement or rate setting tribunal. In certain jurisdictions, governments either have, are proposing or face certain pressure to introduce legislation which may introduce and/or extend mandatory collective licensing and direct remuneration claims for certain rights, such as (but not limited to) the introduction of an additional remuneration right for performers for the so-called "making available" of sound recordings on digital services.

As revenues continue to shift from physical to diversified distribution channels, it is important that UMG receives fair value for all of the uses of its intellectual property as its business model now depends upon multiple revenue streams from multiple sources. To the extent that the rates set for recorded music and music publishing income sources through collecting societies or legally prescribed rate-setting processes are set at levels which are not favorable or economically viable for

RISK AND RISK MANAGEMENT

UMG, this could have an adverse impact on its business, results of operations, financial conditions, and prospects. financial condition, and prospects.

Risk response

UMG actively participates in rate-setting proceedings that affect the industry. The company works with specialized counsel to build and present the best case in such proceedings.

We also educate stakeholders and advocate for policies that ensure music is appropriately valued.

In addition, the diversified nature of UMG's business among several types of sources of income and across many geographies mitigates the impact to UMG in case any individual jurisdiction were to implement public policies that could adversely affect UMG.

Changes in laws and regulations and legal proceedings

Changes in laws and regulations, and legal proceedings that UMG is, or to which it could become party, may have an adverse effect on UMG's business.

UMG's business is subject to a variety of laws, regulations and other public policies in jurisdictions around the world, including those relating to intellectual property, content regulation, user privacy, data protection and consumer protection, antitrust and competition, and environmental, social and governance (ESG), among others.

Various governments currently have under consideration, and may in the future adopt, new laws, regulations and policies regarding a wide variety of matters that could directly or indirectly affect UMG's business and operations, the ownership of UMG's content assets or UMG's ability to maintain, protect or enforce its intellectual property rights. UMG's licensing agreements, including with streaming services, satellite radio, and web-based services may also be subject to regulatory scrutiny and might be the subject of regulatory action or antitrust litigation.

For example, with the advent of generative AI, several jurisdictions around the world are considering granting special privileges to help AI companies develop their AI platforms using copyright-protected materials without authorization of the rights holders. Foremost among these have been proposals for broad copyright exceptions for Text and Data Mining (TDM), a process by which online materials are stripped from the Internet for use elsewhere. Such broad exceptions have been adopted in some jurisdictions (such as Japan and Singapore) in active consideration in others (such as the United Kingdom and Brazil) and rejected by others (such as Australia and Germany). Some already have in place limited or narrow copyright exceptions, such as the European Union and United Kingdom (for example limiting the exception to use for non-commercial research). The widespread adoption of broad copyright exceptions for TDM could have a negative effect on UMG's ability to monetize the licensing of these materials and build a responsible AI ecosystem in which the use of copyright-protected material materials would be subject to rightsholders' authorization.

Furthermore, as demonstrated by the TDM copyright exceptions, laws in various jurisdictions differ from each other in significant respects, and the enforcement of such laws can be inconsistent and unpredictable. This could affect the manner and level of UMG's ability to operate its business in various jurisdictions and undertake activities that UMG believes is beneficial to its business.

UMG could also be adversely affected by new laws and regulations, by the threat that additional laws or regulations may be forthcoming and by changes in existing laws or changes in interpretation of existing laws by courts and regulators. For example, legislation had been introduced in California earlier this decade that would amend California Labor Code Section 2855 such that UMG's ability to recover damages from artists that fail to deliver on their contractually promised recordings after more than seven years may be hindered. While that proposed legislation did not become law, similar measures could be introduced in the future. Similarly, changes in the area of copyright law, in particular, could directly or indirectly affect UMG's operations, the ownership of UMG's content assets or UMG's ability to maintain, protect or enforce its intellectual property rights.

Litigation and proceedings before governmental authorities, whether or not UMG is involved, may serve as precedents that adversely impact UMG's operations, ownership of content assets or

RISK AND RISK MANAGEMENT

intellectual property rights. UMG could incur substantial costs to comply with new or modified laws and regulations or substantial penalties or other liabilities if UMG fails to comply with any such laws and regulations. UMG could also be required by such laws and regulations to change or limit certain of its business practices, which could impact UMG's ability to generate revenues.

In addition, UMG's operations are subject to a growing number of evolving rules and regulations regarding ESG norms. While there is growing demand for increased disclosure and transparency, in a number of jurisdictions globally, UMG must balance new disclosure requirements against the ability to provide relevant, standardized and accurate data given the guidance available. In many cases, sustainability regulations and their related guidance are new and continue to evolve. The growing number of environmental regulations, their increased rigor and granularity, and in many cases their lack of interoperability, could result in substantial costs of compliance. Furthermore, any failure of UMG to comply with such rules and regulations due to UMG's inability to adapt to changes to applicable regulations could lead to fines and other penalties, as well as result in publicity which may impact UMG's brand reputation.

UMG is also regularly involved in lawsuits, disputes or investigations initiated by consumers, business partners, competitors, artists, governmental entities, tax authorities and third parties. Such lawsuits, disputes or investigations may relate to, inter alia, copyright infringement, contractual disputes, employment disputes, antitrust and tax disputes. For example, on May 13, 2021, individual and putative class action claims were filed against UMG Recordings, Inc. in the U.S. District Court for the Central District of California for breach of contract and fraud related to certain royalty calculations. Litigation and proceedings before courts or governmental authorities, whether or not UMG is involved in such proceedings, may serve as precedents that could adversely affect UMG's operations, ownership of content assets or intellectual property rights. UMG could incur substantial costs to comply with new or modified laws and regulations or substantial penalties or other liabilities if it fails to comply. UMG could also be required by such laws to change or limit certain of its business practices, which could impact its ability to generate revenues.

Any of the foregoing may adversely impact UMG's business, results of operations, financial condition, and prospects. See Note 26 "Litigation" in the Notes to the Consolidated Financial Statements for additional information on legal proceedings.

Risk response

UMG advocates (both directly and through trade associations) to influence any changes to the law so that they do not negatively affect the business or broader music industry and its key stakeholders. The company has intensified and broadened its educational and advocacy campaigns around various issues (such as TDM copyright exceptions). This includes, but is not limited to:

- Industry thought leadership, including executive participation in communications and presentations and meetings with policymakers and staff;
- Support for relevant legislative proposals, such as federal and state legislation on name, image, likeness and voice rights;
- Active participation and leadership in industry and creative sector coalitions;
- Conducting and funding research, such as economic impact analysis;
- Hosting educational sessions and facility tours for policy makers;
- Continued enhancements to royalty portals for artists and songwriters; and
- Continued funding for industry trade bodies and refocusing their efforts on these issues.

UMG has a structure to oversee the company's compliance with relevant laws and changes in laws, including with respect to ESG. See also "Corporate Governance" for additional information regarding the roles and responsibilities of individuals in our sustainability management function.

In addition, UMG maintains a staff of senior litigation lawyers and may engage external lawyers to assist with lawsuits, investigations and disputes. To the extent that changes in laws are the result of litigation, UMG has a program of strategic litigation, both at the trade association and direct level, to help build good precedents and avoid bad ones.

SUSTAINABILITY STATEMENT

General information

General disclosures (ESRS 2)

General basis for preparation (BP-1)

The information contained in this Sustainability Statement has been prepared on a consolidated basis and comprises Universal Music Group N.V. and its subsidiaries. Capitalized terms used but not defined herein shall have the meaning assigned to them in the European Sustainability Reporting Standards (ESRS).

Unless otherwise indicated, data is consolidated as of December 31, 2025. The scope of consolidation is the same as the scope of consolidation for the Financial statements, unless stated otherwise.

This Sustainability Statement has been prepared to align with the ESRS on the assumption that the Company will be bound by Dutch law requirements implementing obligations introduced by the Corporate Sustainability Reporting Directive (CSRD). However, as the CSRD has not been transposed into Dutch law as of the date of this Annual Report, this Sustainability Statement is provided on a strictly voluntary basis.

This Sustainability Statement has been prepared to align with the requirements of the ESRS, taking account of relevant CSRD-related requirements and guidance published by the European Commission, the European Financial Reporting Advisory Group, and related regulators on or before December 31, 2025. Given that such guidance has been published on an ongoing basis during this early period of the CSRD implementation, it is possible that this Sustainability Statement may not reflect guidance or other requirements published since that date. We expect to refine our methodologies and significant assumptions in future reporting periods as more relevant information becomes available.

Our materiality assessment of impacts, risks, and opportunities (IROs) included considerations of our upstream and downstream value chain, including through our products and services, as well as through our business relationships. The extent to which applicable policies, actions, targets, or metrics extend to our value chain is described in each applicable topical section of this Sustainability Statement.

The Company has omitted certain information in accordance with ESRS 1, section 7.7 as well as the CSRD's permitted omissions of information (CSRD, Article 19a and Article 29a).

The information in this Sustainability Statement is subject to limited assurance. See p. 278 for the limited assurance report. Except as stated otherwise, no external body has validated the metrics in this Sustainability Statement other than the independent assurance provider.

Disclosures in relation to specific circumstances (BP-2)

Time horizons

Short, medium, and long-term time horizons are defined in line with ESRS 1 stipulations (i.e., one year or less, one to five years, and over five years, respectively).

Value chain estimation, sources of estimation, and outcome uncertainty

UMG follows the Greenhouse Gas (GHG) Protocol for our emissions calculations and we aim to adhere to the GHG Protocol's five core principles of relevance, completeness, consistency, transparency, and accuracy.[1]

UMG collects primary emissions data from suppliers, where practicable, for our scope 3 GHG emissions calculations. Where emissions data is not available, primary activity data (i.e., distance, spend, units) is used to calculate emissions. In some cases, where primary data is not available for the complete boundary of UMG activity, we use secondary data, such as extrapolations, benchmarks, sector averages, expert opinions, or proxies, to develop the best available estimate for filling any data gaps. Additionally, all of UMG's reported emissions calculations utilize industry or country

[1] GHG Protocol Corporate Accounting and Reporting Standard

average emission factors maintained by third-party databases and may be subject to change. As a result, there is inherent uncertainty in these calculations. Further details regarding our sources of estimation and related outcome uncertainties are provided in "GHG emissions methodology" in the Environmental information section of this Sustainability Statement.

UMG performed a "screening" (as defined in the GHG Protocol) on the following scope 3 categories due to limited data availability. Therefore, these categories are subject to a high level of measurement uncertainty:

- **Downstream transportation and distribution (category 9)**: Data on downstream transportation organized by customers is geographically limited; therefore, available data has been extrapolated to ensure global estimation of this emissions source.
- **Franchises (category 14)**: Data on the retail value of licensed merchandised products is geographically limited; therefore, available data has been extrapolated to ensure global estimation of this emissions source.

UMG seeks to collect more primary emissions and activity data each year to improve our data quality and to inform our emissions reduction strategies and initiatives. In 2025, approximately 16% of our total scope 3 emissions were calculated using primary emissions data obtained from suppliers or other value chain partners. This is an increase from 13% in 2024, which has been updated in line with our 2024 emissions. For more information, see "Revisions and recalculations of previous environmental metrics".

For more information on our scope 3 calculations, see "GHG emissions methodology" in the Environmental information section of this Sustainability Statement.

UMG maintains formal quality controls over our sustainability reporting. However, the accuracy and completeness of sustainability data is subject to inherent limitations, such as the evolving regulatory landscape, diverse data sources, manual processes, and limited automated controls. For more information, see "Risk management and internal controls over sustainability reporting (GOV-5)" in this Sustainability Statement.

Changes in preparation or presentation of sustainability information

Revisions and recalculations of previous environmental metrics

To enable comparability between GHG emissions metrics from prior years and the current reporting period, we may, from time to time, recalculate our historical metrics. Our internal recalculation policy, which follows GHG Protocol guidance, informs how we apply updates as of the current reporting period to metrics from prior reporting periods, including our 2019 base year emissions for our emissions reduction targets. These updates may include structural changes, changes to methodology, the inclusion of additional activity data, improvements in the accuracy of emission factors or activity data, or the correction of errors. In line with our policy, we have revised our 2024 comparative figures for certain scope 3 categories and we have recalculated our 2019 base year emissions.

These updates primarily included the following:

Scope 1 & 2:

- We recalculated scope 1 and 2 emissions for our 2019 base year to reflect structural changes, namely acquisitions, the Company has made since first calculating our 2019 base year.

Scope 3:

- We recalculated scope 3 emissions for our 2019 base year to reflect structural changes, namely acquisitions, the Company has made since first calculating our 2019 base year.
- At the time of UMG's initial 2019 base year calculation, in instances where global data was not available, UMG focused on calculating scope 3 emissions for our major territories (US, UK, France, Germany, and Japan) and did not include remaining rest of world (RoW) territories. For our 2024 GHG Inventory, new access to secondary data enabled UMG to estimate any remaining RoW emissions for relevant scope 3 categories and/or subcategories. We have applied this methodology in our recalculated 2019 base year emissions.
- We made revisions to reflect enhanced calculation methodologies for 2024 physical audio (category 1), indirect spend (category 1), downstream transportation and distribution (category 9), and physical audio (category 12) by utilizing actual data for Q4 instead of estimates. For more

SUSTAINABILITY STATEMENT

information related to these revisions and their resultant effects on our 2024 GHG inventory, see "GHG emissions methodology (E1-6)". The calculations for these categories still rely on other estimates and assumptions. For more information, see "Value chain estimation, sources of estimation, and outcome uncertainty".

- We made revisions to reflect refinement to our mapping of emission factors for 2024 investments (category 15) and the incorporation of newly available data for investees, which has improved our extrapolation of emissions for UMG's portfolio of investments in equity affiliates.
- We made revisions to reflect newly available data for Japan and removed duplicate units in 2024 physical audio (category 1).
- We made revisions to reflect improved data from a logistics supplier for 2024 upstream transportation and distribution (category 4).

Because our 2019 base year calculations are outside of the scope of the Company's third-party assurance, UMG's recalculations pertaining to our 2019 base year have not been independently assured.

Incorporation by reference

Disclosure Requirements			Section	Chapter	Additional information, if any	Page
ESRS 2		General Disclosures				
GOV-1		The role of the administrative, management and supervisory bodies				
	21 a	The number of executive and non-executive members	Board Report	Corporate Governance, The Board, Composition		61
	21 b	Information about representation of employees and other workers	Board Report	Corporate Governance, The Board, Composition	None of the Non-Executive Directors represents the Company's employees and other workers.	61
	21 c	Experience relevant to the sectors, products and geographic locations of the undertaking	Appendix	Biographies of the Corporate Executives, Biographies of the Board of Directors		282-289
	21 d	Percentage by gender and other aspects of diversity	Board Report	Corporate Governance, Diversity and Inclusion, Overview		63-64

SUSTAINABILITY STATEMENT

Disclosure Requirements		Section	Chapter	Additional information, if any	Page
		Non-Executive Directors' Report	Non-Executive Directors' Report, Diversity and Inclusion		162
21 e	The percentage of independent board members	Board Report	Corporate Governance, The Board, Composition	% of independent Board members is 50%, calculated based on independent Non-Executive directors (pg. 156), and board members (pg. 60)	61
		Non-Executive Directors' Report	Non-Executive Directors' Report, Independence		163
22 a	The identity of the administrative, management and supervisory bodies (such as a board committee or similar) or individual(s) within a body responsible for oversight of impacts, risks and opportunities	Board Report	Corporate Governance, The Board, Sustainability management		71
22 b	How each body's or individual's responsibilities for impacts, risks and opportunities are reflected in the undertaking's terms of reference, board mandates and other related policies	Board Report	Corporate Governance, The Board, Board committees		68-71
22 c	A description of management's role in the governance processes, controls and procedures used to monitor, manage and oversee impacts, risks and opportunities, including:	Board Report	Corporate Governance, The Board, Sustainability management		71
22 c i	Whether that role is delegated to a specific management-level position or committee and how oversight is exercised over that position or committee	Board Report	Corporate Governance, The Board, Board committees		68-71
22 c ii	Information about the reporting lines to the administrative, management and supervisory bodies	Board Report	Risk and Risk Management, Governance, Risk and Compliance		85-86
22 c iii	Whether dedicated controls and procedures are applied to the management of impacts, risks and opportunities and, if so, how they are integrated with other internal functions	Board Report	Risk and Risk Management, Governance, Risk and Compliance Risk and Risk Management, Monitoring of our Risk Management and Internal Control Systems		85-86 87-88
22 d	Disclosure of how administrative, management and supervisory bodies and senior executive management oversee setting of targets related to material impacts, risks and opportunities and how progress towards them is monitored	Board Report	Corporate Governance, The Board, Sustainability management		71
23	Disclosure of how administrative, management and supervisory bodies determine whether appropriate skills and expertise are available or will be developed to oversee sustainability matters	Board Report	Corporate Governance, The Board, Board committees, Nomination committee		70
		Non-Executive Directors' Report	Non-Executive Directors' Report, Education	Non-Executive Directors are required to follow an induction program aimed at addressing any gaps in his or her knowledge.	165

SUSTAINABILITY STATEMENT

Disclosure Requirements			Section	Chapter	Additional information, if any	Page
	23 a	The sustainability-related expertise that the bodies, as a whole, either directly possess or can leverage, for example through access to experts or training; and	Appendix	Biographies of the Corporate Executives, Biographies of the Board of Directors		282–289
			Non-executive Directors' Report	Non-executive Directors' report, Education		165
			Board Report	Organizational and Reporting Structure, Corporate Executives		48–51
	23 b	How those skills and expertise relate to the undertaking's material impacts, risks and opportunities	Appendix	Biographies of the Corporate Executives, Biographies of the Board of Directors		282–289
			Non-executive Directors' Report	Non-executive Directors' report, Education		165
			Board Report	Organizational and Reporting Structure, Corporate Executives		48–51
GOV-2		Information provided to and sustainability matters addressed by the undertaking's administrative, management and supervisory bodies				
	26 a	Disclosure of whether, by whom and how frequently administrative, management and supervisory bodies are informed about material impacts, risks and opportunities, implementation of due diligence, and results and effectiveness of policies, actions, metrics and targets adopted to address them	Board Report	Corporate Governance, The Board, Sustainability management		71
	26 b	Disclosure of how administrative, management and supervisory bodies consider impacts, risks and opportunities when overseeing strategy, decisions on major transactions and risk management process	Board Report	Corporate Governance, The Board, Sustainability management		71
	26 c	Disclosure of list of material impacts, risks and opportunities addressed by administrative, management and supervisory bodies or their relevant committees	Board Report	Corporate Governance, The Board, Sustainability management		71
GOV-3		Integration of sustainability-related performance in incentive schemes				
	29	Incentive schemes and remuneration policies linked to sustainability matters for members of administrative, management and supervisory bodies exist	Board Report	Corporate Governance, The Board, Remuneration	Incentive plans for the Executive Directors do not currently incorporate key performance indicators linked to sustainability matters.	67-68
GOV-5		Risk management and internal controls over sustainability reporting				
	36 b	The risk assessment approach followed, including the risk prioritization methodology	Board Report	Risk and Risk Management, Risk Appetite	UMG's risk appetite differs depending on the type of risk, ranging from averse to a seeking approach.	85
	36 e	Description of periodic reporting of findings of risk assessment and internal controls to administrative, management and supervisory bodies	Board Report	Corporate Governance, The Board, Sustainability management	All our businesses are required to maintain and manage a sound internal control environment with robust policies,	71

Case 5:24-cv-03811-EKL Document 378-57 Filed 09/22/26 Page 117 of 296 PageID #: 129509

SUSTAINABILITY STATEMENT

Disclosure Requirements			Section	Chapter	Additional information, if any	Page
				Risk and Risk Management, Governance, Monitoring of our Risk Management and Internal Control Systems	procedures and controls and strong financial discipline.	87-88
SBM-1		Strategy, business model and value chain				
	40 b	Total revenue	Board Report	Financial review, Consolidated statement of profit and loss	Revenues	52-54
	42 a	Description of inputs and approach to gathering, developing and securing inputs	About UMG	How UMG adds value	Input	24
	42 b	Description of outputs and outcomes in terms of current and expected benefits for customers, investors and other stakeholders	About UMG	How UMG adds value	Output	24
ESRS E1		Climate Change				
E1.GOV-3		Integration of sustainability-related performance in incentive schemes				
	13	Disclosure of whether and how climate-related considerations are factored into remuneration of members of administrative, management and supervisory bodies	Board Report	Corporate Governance, The Board, Remuneration	Incentive plans for the Executive Directors do not currently incorporate key performance indicators linked to sustainability matters.	67-68
ESRS S1		Own Workforce				
S1-6		Characteristics of the undertaking's employees				
	50f	Disclosure of cross-reference of information reported under paragraph 50 (a) to most representative number in financial statements	Financial Statements	Notes to the consolidated statements, Costs of revenues and selling, general and administrative expenses		256
S1-9		Diversity metrics				
	66 a	The undertaking shall disclose the gender distribution in number and percentage at top management level	Board Report	Corporate Governance, The Board, Diversity and Inclusion	The senior management, Overview	64
S1.MDR-T		Minimum disclosure requirements - Targets				
	80 a	A description of the relationship of the target to the policy objectives	Board Report	Corporate Governance, The Board, Diversity and Inclusion	The senior management	63-66
	80 b	The defined target level to be achieved, including, where applicable, whether the target is absolute or relative and in which unit it is measured;	Board Report	Corporate Governance, The Board, Diversity and Inclusion	The senior management	63-66
	80 c	The scope of the target, including the undertaking's activities and/or its upstream and/or downstream value chain where applicable and geographical boundaries;	Board Report	Corporate Governance, The Board, Diversity and Inclusion	The senior management	63-66
	80 e	The period to which the target applies and if applicable, any milestones or interim targets;	Board Report	Corporate Governance, The Board, Diversity and Inclusion	The senior management	63-66

Case 5:24-cv-03811-EKL Document 878-57 Filed 09/22/26 Page 118 of 296 PageID #: 129510

SUSTAINABILITY STATEMENT

Disclosure Requirements			Section	Chapter	Additional information, if any	Page
	80 f	The methodologies and significant assumptions used to define targets, including where applicable, the selected scenario, data sources, alignment with national, EU or international policy goals and how the targets consider the wider context of sustainable development and/or local situation in which impacts take place;	Board Report	Corporate Governance, The Board, Diversity and Inclusion	The senior management	63-66
	80 j	The performance against its disclosed targets, including information on how the target is monitored and reviewed and the metrics used, whether the progress is in line with what had been initially planned, and an analysis of trends or significant changes in the performance of the undertaking towards achieving the target.	Board Report	Corporate Governance, The Board, Diversity and Inclusion	The senior management	63-66
S1.MDR-P		Minimum disclosure requirements - Policies				
	65 a	Description of key contents of policy	Board Report	Corporate Governance, The Board, Diversity and Inclusion	The senior management	63-66
	65 b	Description of scope of policy or of its exclusions	Board Report	Corporate Governance, The Board, Diversity and Inclusion	The senior management	63-66
	65 c	The most senior level in the undertaking's organisation that is accountable for the implementation of the policy	Board Report	Corporate Governance, The Board, Diversity and Inclusion	The senior management	63-66
	65 d	Disclosure of third-party standards or initiatives that are respected through implementation of policy	Board Report	Corporate Governance, The Board, Diversity and Inclusion	The senior management	63-66
ESRS G1		Business Conduct				
G1.GOV-1		The role of the administrative, management and supervisory bodies				
	5 a	Disclosure of role of administrative, management and supervisory bodies related to business conduct	Board Report	Corporate Governance, The Board, Board committees	Among other responsibilities, Audit committee supervises the effect of the Code of Conduct.	68-71
	5 b	Disclosure of expertise of administrative, management and supervisory bodies on business conduct matters	Appendix	Biographies of the Corporate Executives, Biographies of the Board of Directors		282-289

Governance

Statement on due diligence (GOV-4)

Core elements of due diligence	Relevant disclosures
(a) Embedding due diligence in governance, strategy, and business model	GOV-2 GOV-3 SBM-3
(b) Engaging with affected stakeholders in all key steps of the due diligence	GOV-2 SBM-2 IRO-1 G1-2 S1-1 S1-2
(c) Identifying and assessing adverse impacts	IRO-1 SBM-3 G1-2 S1-2
(d) Taking actions to address those adverse impacts	S1-3
(e) Tracking the effectiveness of these efforts and communicating	E1-4 E1-6 S1-4 S1-5 S1-6 S1-16

Risk management and internal controls over sustainability reporting (GOV-5)

Sustainability internal control environment

For all quantitative sustainability disclosures, UMG uses a global data collection and consolidation platform for environmental and social demographics reporting. The platform is designed to include mathematical coherency checks for data consistency and to flag any potentially abnormal variation during the data input process. Each reporting entity conducts an initial validation and consistency check of their submission. The ESG department performs a second coherency check and validation during the consolidation process. Lastly, the ESG department conducts a trend analysis, validates the results of this analysis with business unit leaders, and evaluates and documents explanations for variances. For all qualitative sustainability disclosures, UMG maintains a centralized database for gathering, reviewing, and verifying information.

In 2025, UMG continued to strengthen its sustainability-related internal controls. Following the integration of additional controls for CSRD-specific datapoints in 2024, our focus shifted towards enhancing the precision and documentation of existing controls. Key improvements included refining validation procedures, clarifying control ownership across relevant functions, and further formalizing documentation and processes to promote consistency in control application.

Risk management and internal controls over sustainability reporting

As described in "Description of the process to identify and assess material impacts, risks, and opportunities (IRO-1)", our DMA (as defined therein) considered the results of our latest annual risk assessment and consulted our risk management team and senior leadership. We incorporated the inputs of our latest risk assessment into our DMA through a series of validation exercises and workshops. In 2025, the SteerCo (as defined in "Description of the process to identify and assess material impacts, risks, and opportunities (IRO-1)"), which includes key risk management personnel, reviewed, evaluated, and confirmed the results of our most recent DMA. In the future, we intend to assess the extent to which our sustainability reporting processes may be further integrated into and aligned with our general risk management processes as part of our overall management process.

SUSTAINABILITY STATEMENT

For more information on our process to identify, assess, prioritize, and monitor risks that may have financial effects, as well as our risk assessment process, see the Risk and Risk Management section of the Board report.

UMG maintains formal quality controls over our sustainability reporting. Both sustainability data owners and the Global Controls and Assurance department conduct analyses to assess the accuracy and completeness of sustainability information. However, the internal control framework for sustainability data is at an earlier stage of maturity than that for financial reporting. This is due to inherent limitations, such as the evolving regulatory landscape, diverse data sources, manual processes, and limited automated controls. We continue to seek to improve our internal processes and procedures to enhance the accuracy and completeness of our data in the future.

This section should be read in conjunction with the Verklaring Omtrent Risicobeheersing, included in the "Statements of the Board" section of the Board report.

Strategy

Strategy, business model, and value chain (SBM-1)

Our DMA process, described in detail in "Description of the process to identify and assess material impacts, risks, and opportunities (IRO-1)", identified the sustainability matters that are most important to our business and to our stakeholders. The resulting identified material topics are representative of the ways in which our business and sustainability strategies are connected.

As discussed in the Strategy section of the Board report, UMG's creative and commercial foundation is built on a set of key focal points, each of which is linked with our material sustainability matters, as set forth below. As we work towards further defining our sustainability goals, we will seek to further align our business strategy with sustainability considerations, creating value for stakeholders while addressing the environmental and social challenges inherent in the music industry.

- **Strategic focus:** Continuing our mission of discovering and breaking new artists and songwriters and supporting them at every stage of their career to help them achieve their greatest creative and commercial potential.

  Related sustainability matters: As further described in "Attraction and retention of artists" in the Social information section of this Sustainability Statement, artists are at the core of our business and of our ability to generate positive cultural impacts.

  Through our DMA process, we honed in on the interconnected nature of our material sustainability matters. To successfully continue to discover, attract, retain, and support artists and songwriters, we recognize the importance of successfully attracting and retaining top-tier talent and continuing to foster a culture of belonging throughout our operations. For more information see the Social information section of this Sustainability Statement.

- **Strategic focus:** Maximizing and protecting the value of our extraordinary catalog, both now and into the future.

  Related sustainability matters: We are committed to proactively protecting our intellectual property and using it to create socioeconomic value for our artists. We continue to face longstanding challenges, such as streaming fraud and illegal file-sharing, as well as new challenges, such as intellectual property infringement using AI. Our dedicated Content Protection team continues to address these challenges. Our approach to the challenges and our key actions to protect our intellectual property are described in further detail in "Intellectual property, piracy, and content protection" in the Governance information section of this Sustainability Statement.

- **Strategic focus:** Driving growth in our subscription and ad-supported streaming revenue around the world and expanding our capabilities and repertoire in high-growth markets.

  Related sustainability matters: We are committed to expanding our presence and accelerating our growth in both high-growth markets and far-reaching regions to discover exciting new music

SUSTAINABILITY STATEMENT

and artists globally, expand our catalog and repertoire, create opportunities to connect with local music fans, help introduce new music to global audiences, and increase market share. As markets grow in emerging territories, so does the challenge of leaks in those regions. As further described in "Intellectual property, piracy, and content protection" in the Governance information section of this Sustainability Statement, we continue to partner with our international trade organizations and expand our global presence to build content protection strategies and workstreams that support the development of emerging music markets.

- **Strategic focus:** Building winning partnerships with tech innovators to create innovative commercial opportunities and explore how technology can be used to benefit our artists in creating product, driving engagement and discovery, further fueling fandom and consumption.

  Related sustainability matters: As a corollary to building partnerships for innovation, we continue to collaborate with our partners to protect the value of our artists' work. We continue to work with our licensed service partners to share intelligence and introduce workflows to counter the threat of streaming fraud, among other challenges. We are also taking steps to advocate and fight for the responsible use of AI. For more information, see "Intellectual property, piracy, and content protection" in the Governance information section of this Sustainability Statement.

- **Strategic focus:** Working to maximize the power, influence, and impact of music to drive social conversation. Progressing thought leadership on key industry issues and public policies to help maintain a vibrant and growing music ecosystem.

  Related sustainability matters: We believe that our purpose – to shape culture through the power of artistry – includes supporting action on climate change. We remain committed to reducing our GHG emissions. To support this commitment, we have set science-based targets and report on our scope 1, 2, and 3 emissions annually.

  Challenges to reducing our scope 1 and 2 emissions include the availability of renewable energy solutions in markets where we operate; barriers to purchasing renewable energy for small, leased facilities; and potential increased costs for renewable energy solutions. Challenges to reducing our scope 3 emissions include the breadth of supplier engagement required to measure and reduce environmental impacts across our value chain; the availability of innovative, scalable solutions and their associated potential costs; and the ability to collect complete, accurate, and timely supplier data. We are developing strategies and initiatives to address these challenges and will continue to share our progress for reducing our emissions. For more information on this topic, see the Environmental information section of this Sustainability Statement.

- **Strategic focus:** Advancing data and insights to help fuel discovery, furthering our ability to connect our artists with their fans anywhere in the world and to identify superfans.

  Related sustainability matters: As discussed further in the Strategy section of the Board report, our data and analytics team comprises analysts, data scientists, and coders who develop algorithms to help UMG identify talent faster and more efficiently than our competition, supporting our ability to attract artists, as further described in "Attraction and retention of artists" in the Social information section of this Sustainability Statement. As we continue to leverage data, we recognize that the ethical and compliant collection, use, and sharing of data is essential to maintaining the trust of our stakeholders. To this end, our global data protection compliance program includes governance and data management processes, data subject rights processes, privacy disclosures, employee training, cross-border transfer agreements, supplier contract terms, internal audit procedures, and incident response processes. For more information on this topic, see "Privacy and cybersecurity" in the Governance information section of this Sustainability Statement.

- **Strategic focus:** Enhancing our capabilities to comprehensively serve and maximize the value of superfans through D2C/eCommerce/product development, increasing monetization.

  Related sustainability matters: In recent years, the launch of UMG's own dynamic global eCommerce platform has enabled our D2C, digital goods, merchandise, and eCommerce divisions to accelerate and amplify artists' ability to create experiential, commerce, and content offerings for their fans. This is economically vital to our artists, as further described in "Attraction and

SUSTAINABILITY STATEMENT

retention of artists" in the Social information section of this Sustainability Statement.

As we continue to explore ways to strengthen and better serve the artist-fan relationship through superfan experiences and products, we seek to partner with suppliers who share our vision for a sustainable future. To support this goal, we incorporate our Supplier Social Responsibility Policy into all global manufacturing agreements, have developed targeted, ongoing sustainability strategies for the product development teams for Bravado, UMG's merchandising arm, and Universal Music Manufacturing & Logistics (UML), and implemented our Environmental Exhibit to drive our suppliers to set and validate their own science-based targets to further reduce GHG emissions, among other efforts. For more information, see "Supply chain management" in the Governance information section of this Sustainability Statement.

For a description of the key elements of our general strategy that relate to or affect sustainability matters, as well as additional information regarding the key elements of our business model and value chain, see the Strategy section of the Board report.

For employee headcount breakdowns by geographical area pursuant to SBM-1 40(a) iii, see the Social information section of this Sustainability Statement.

The current ESRS definitions of industry sectors do not include industry sectors that are applicable to UMG.

SUSTAINABILITY STATEMENT

OUR VALUE CHAIN

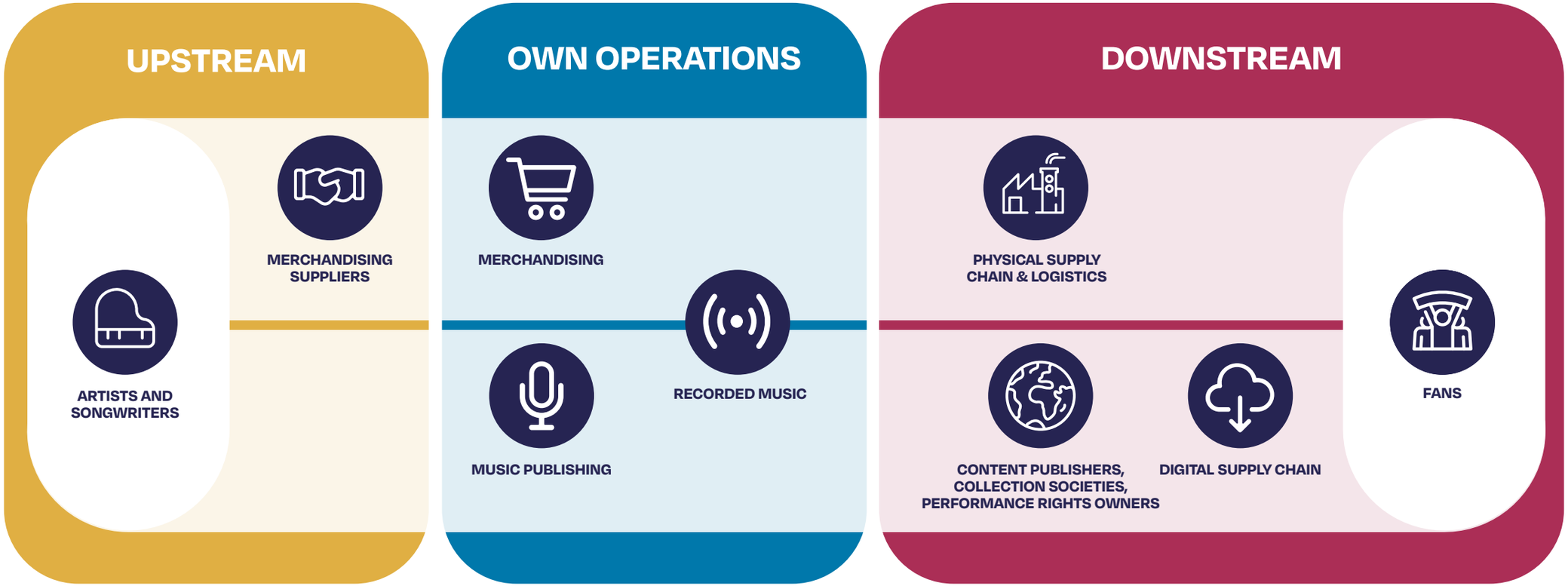

SUSTAINABILITY STATEMENT

Interests and views of stakeholders (SBM-2)

Stakeholder Engagement

We actively engage with our stakeholders regarding our strategic direction and seek their input when evaluating our sustainability matters (see "Our Double Materiality Assessment" for further information). As applicable, stakeholder input is shared with our management or Board through various channels, including through our Investor Relations team, as part of our DMA process and through regular internal periodic reporting.

UMG has six key stakeholder groups with whom we engage as set forth in the table below and, as applicable, pursuant to our DMA process. For information about how our administrative, management, and supervisory bodies are informed about the interests of our stakeholders with respect to sustainability matters, see "Corporate Governance—Sustainability management".

Stakeholder group	How we engage	Purpose and outcome of engagement
Artists	• Maintaining close direct connections with artists at every label and division of the company, including through A&R, marketing, and merchandising teams; • Interacting with our artists indirectly through their advisors; and • Offering artists a full range of services.	• Investing in continued artist development at all stages of their careers; • Fostering creative expression and collaboration within our diverse roster of artists; • Partnering with an expansive network of distribution partners so that artists can share their work with a growing global fan base; • Working with distribution partners and regulators to achieve fair compensation for music content; • Embracing new technologies that can increase music consumption and fan engagement; and • Creating new and exciting experiences for artists to engage with their fans.
Fans	• Direct-to-fan communications through email, SMS, and community platforms; • Facilitating new experiences for fans to engage with their favorite artists and music; and • Promoting direct connections between artists and fans.	• Meeting fan product demands, including developing premium products for super fans; • Helping fans engage with their favorite artists in new and exciting ways; • Driving technological innovation to improve the creative process, and artist- fan connections; • Partnering with an expansive network of distribution partners and retailers to facilitate access to our artists' music and merchandise; • Enabling D2C sales through ecommerce and merchandising opportunities; • Creating premium consumer products via our production, manufacturing and distribution arms; • Tailoring and personalizing fan experiences; and • Further developing artists' relationships with their fans and deepening their connections.
Employees	• Written and in-person communications from our People, Inclusion & Culture (PIC) team; • Formal and informal feedback channels to encourage open dialogue; • Online resources to answer employee questions quickly and easily; • Regularly assessing the employee experience and culture including by conducting lifecycle and pulse surveys; and • Holding employee forums, resource groups, and events.	• Measuring each employee's individual experience at various stages of the employee lifecycle (first week new hire, 90-day new hire, and exit); • Encouraging and assessing employee engagement across our global workforce; • Building a culture in which all employees feel safe, seen, heard, respected, and connected; • Working together to improve learning, diversity and inclusion, engagement, retention and wellbeing; • Tapping into innovation, collaboration, creativity, and artistry across UMG's businesses; • Encouraging a growth mindset through mentoring and programs that support a culture of innovation; and • Investing in employee training programs to support learning and development.

SUSTAINABILITY STATEMENT

Stakeholder group	How we engage	Purpose and outcome of engagement
Distribution partners	• Ongoing dialogue with our digital and corporate business development teams; and • Regular product innovation discussions, data and analysis sessions, and deal negotiations.	• Developing content and marketing plans aligned with growing engagement on partners' platforms; • Investing in talent in both developed and emerging music markets; • Promoting all UMG artists to fans around the world; and • Embracing technological advancements that improve the sound quality of our historic catalog.
Public officials	• Responding to formal information requests (such as public hearings and consultations); • Convening and participating in educational and advocacy meetings; • Advocating for public policies that protect and grow the music ecosystem; • Joining music industry trade organizations and non-government organizations, and contributing to their published products and educational and advocacy efforts; • Conducting and sharing economic, opinion and other research on the impact of music and the music community; • Facilitating office and studio tours to educate policymakers and staff; and • Maintaining an ongoing dialogue between policymakers and our public policy team.	• Educating public officials about how proposed policies would impact our business and industry; • Creating employment and generating economic benefits for the communities in which we operate; • Supporting culture through the creation and distribution of great music and associated content; • Working to ensure that our perspectives and policy positions are communicated and understood by policymakers; • Leading the industry in establishing sound public policy positions that benefit the music ecosystem; • Maintaining a reputation for smart and ethical engagement of public officials; • Confirming UMG's leadership in the industry; and • Supporting our artist-centric culture and mission.
Shareholders	• In person meetings and virtual teleconferences with our Investor Relations (IR) team and management; • Publishing interim and annual reports; • Presenting quarterly financial results webcasts with management Q&A sessions; • Hosting in-person annual general meetings; • Providing annual general meeting agendas and associated materials on our IR website; • Publicly sharing the voting results and transcripts from our annual general meetings; • Disseminating notable developments via public press releases; • Maintaining UMG corporate and IR websites; • Responding to all queries via a dedicated IR email address; and • Participating in financial and industry conferences.	• Clearly communicate our strategic priorities and rationale; • Discuss recent developments in the business; • Educate investors about the music industry and our competitive position; • Provide detail around our reporting segments, revenue types and associated growth drivers; • Answer questions relating to our publicly disclosed information, earnings results and announcements; • Provide updates related to our sustainability targets and progress; and • Gather feedback to better understand shareholder views on all proxy matters.

Case 5:24-cv-03811-EKL Document 878-57 Filed 09/22/26 Page 126 of 296 PageID #: 129518

SUSTAINABILITY STATEMENT

Material impacts, risks, and opportunities and their interaction with strategy and business model (SBM-3)

Except as otherwise indicated, information regarding our material IROs is presented in the table below and in each applicable topical section of this Sustainability Statement.

Unless stated otherwise, the policies, actions, metrics, and targets presented in each topical section of this Sustainability Statement are applicable to the IROs pertaining to the material topics addressed in each such section. UMG did not identify any material risks or opportunities for which there is a significant risk of a material adjustment within the next annual reporting period.

Material topic	I/R/O	Description	Impact	Value chain	Time horizon	Discussion of effects on business model, value chain, strategy, decision-making (page)
GHG emissions *Climate change (E1)*	I (-)	UMG has GHG emissions which negatively impact the environment	Actual	Downstream	M	142-148
Attraction and retention of employees *Own Workforce (S1)*	I (+)	Attraction and retention of skilled employees may increase morale, job satisfaction, and employee well-being	Actual	Own operations	L	149-154
	I (+)	Retention of skilled employees may create reputational benefits, furthering the ability to attract greater talent	Potential	Own operations	L	149-154
	I (+)	Attraction and retention of skilled employees may increase the ability to attract and retain artists	Actual	Own operations	L	149-154
	I (-)	Failure to attract or retain talent may result in reputational damage and/or decreased morale, job satisfaction, and/or wellbeing among existing workforce	Potential	Own operations	M	149-154
	I (+)	Multiple skill sets and points of view can increase our resilience as a company as well as the creativity behind our products and services	Actual	Own operations, downstream	S	149-154
	I (+)	Compensation that reflects each employee's role, responsibilities, performance, skills, and experience promotes fairness and may lead to socioeconomic benefits for employees and their communities	Actual	Own operations	S	149-154
Attraction and retention of artists *Entity-specific disclosure*	I (+)	Supporting talented artists can generate socioeconomic and cultural benefits throughout the music ecosystem	Actual	Upstream, own operations, downstream	S	154-165
	R	UMG's business may be adversely affected if UMG fails to identify, attract, sign, and retain successful recording artists and songwriters or by the absence of superstar releases	Actual	Upstream, own operations	S	154-165
	O	Our artists' success directly financially benefits UMG, generates long-term value to artists, and greatly increases the commercial success, consumer base, and longevity potential for artists at every stage of their careers	Actual	Upstream, own operations	L	154-165

SUSTAINABILITY STATEMENT

Material topic	I/R/O	Description	Impact	Value chain	Time horizon	Discussion of effects on business model, value chain, strategy, decision-making (page)
Intellectual property, piracy, and content protection *Entity-specific disclosure*	I (+)	Protecting intellectual property rights encourages creators to invest time, resources, and effort into developing new ideas, inventions, and artistic works and incentivizes innovation and creativity.	Actual	Upstream	S	157-159
	I (+)	UMG encourages its digital partners to support content protection by taking direct action against unauthorized activity on their platforms	Actual	Downstream	M	157-159
	I (-)	UMG's failure to manage this topic could result in brand exposure challenges for artists, for instance, where poor quality bootlegs are illegally released	Potential	Upstream	M	157-159
	I (-)	UMG's failure to manage this topic could result in harm to creators' rights, including through intellectual property infringement through the unauthorized reproduction of copyrighted works to train AI technology, which in turn enables the creation of AI generated works that embody unauthorized renditions of artist voices, images, and likenesses	Potential	Upstream	M	157-159
	I (-)	UMG's failure to manage this topic could deprive artists of their ability to authentically share their art and connect with their fans	Potential	Upstream	S	157-159
	R	Piracy, including stream manipulation, enables the distribution of music in a manner that does not provide an economic return for UMG or its artists and songwriters	Actual	Upstream, own operations	M	157-159
	R	Sales of counterfeit merchandise may undermine UMG's brand value, interfere with marketing strategies of our artists, and divert potential customers from legitimate purchases, which may directly impact UMG's revenue growth	Actual	Upstream, own operations	M	157-159
	O	A substantial number of tracks uploaded to digital streaming platforms (DSPs) are frequently misattributed or intentionally mislabeled, preventing UMG from earning revenue from the creative works of artists and labels. UMG's ability to detect and accurately attribute these tracks presents a financial opportunity for the business	Actual	Upstream, own operations	M	157-159
Privacy and cybersecurity *Entity-specific disclosure*	I (-)	Failure to manage this topic may result in harm to other members of our value chain whose data and content we protect	Actual	Upstream	S	159-160
	I (-)	The availability of UMG's IT platforms and other services may be interrupted by damage or disruption to UMG or UMG's third-party service providers' IT systems. While UMG has in place business continuity procedures, there can be no assurance that these will be fully successful in preventing all disruptions to the availability of UMG's IT platforms or other services	Potential	Upstream, own operations	M	159-160
	R	Noncompliance, or even allegations of noncompliance, with data protection laws could lead government entities, supervisory authorities, or private actors to institute investigations into or proceedings against UMG that may entail legal costs and reputational harm, and if defense of such proceedings is unsuccessful even in part, UMG may face significant penalties, liability, or ongoing monitoring or audit requirements	Actual	Own operations	S	159-160
	R	Any perceived or actual failure by UMG, including its third-party service providers, to protect confidential data could reduce UMG's ability to attract and retain customers	Potential	Own operations	M	159-160
	R	If third parties that UMG works with, such as UMG's suppliers, violate applicable laws or UMG's policies, such violations may also put UMG data at risk and could in turn have an adverse impact on our business, results of operations, financial conditions and prospects	Potential	Own operations, downstream	M	159-160
Supply chain management *Business conduct (G1)*	I (+)	Actively managing our supply chain may allow UMG to promote innovation, promote human rights and local economies, and have a positive environmental impact	Actual & potential	Upstream, downstream	M	156-157

SUSTAINABILITY STATEMENT

Impact, risk, and opportunity management

Description of the process to identify and assess material impacts, risks, and opportunities (IRO-1)

Our Double Materiality Assessment Process

In 2022, we conducted our first materiality assessment to identify the ESG topics most material to UMG. Topics were evaluated based on their importance to the business as well as their importance to stakeholders, and the potential impacts of each topic were considered across the broader economy, environment, and society at large. In 2023, we further validated our material topics with subject matter experts and a cross-functional group of over 100 UMG leaders across our business operations.

As part of our preparation of this Sustainability Statement and in accordance with the requirements of the CSRD, we refreshed our materiality assessment methodology and undertook an updated assessment process. We expect to continue to refine our methodology as further guidance emerges and additional information becomes available.

To determine the materiality of sustainability matters and identify our material IROs, UMG applied the principle of double materiality. Double materiality incorporates an assessment of UMG's actual and potential impacts on sustainability matters (impact materiality) alongside an evaluation of the actual and potential financial effects of various sustainability matters on our enterprise value (financial materiality).

Impact Materiality

As part of our Double Materiality Assessment (DMA) process, we considered the material actual or potential, positive or negative impacts on sustainability matters within the meaning of the CSRD and ESRS over the short-, medium-, or long-term. Such impacts include those connected with our own operations, upstream, and downstream value chain, including through our products and services, as well as through our business relationships.

When evaluating actual negative impacts, we considered the severity of the impact, meaning the scale, scope, and irremediable character of the impact. For potential negative impacts, we considered the severity and likelihood of the impact. For our evaluation of actual positive impacts, we considered the scale and scope of the impact. For potential positive impacts, we considered the scale, scope, and likelihood of the impact.

Financial Materiality

To evaluate financial materiality, we considered the sustainability matters that generate risks or opportunities that have a material influence, or could reasonably be expected to have a material influence, on our development, financial position, financial performance, cash flows, access to finance, or cost of capital over the short-, medium-, or long-term. This included information on material risks and opportunities attributable to our business relationships.

As part of this process, we leveraged our annual risk assessment process and consulted our risk management team and senior leadership. We incorporated the inputs of our latest risk assessment into our DMA through a series of validation exercises and workshops. In the future, we intend to assess the extent to which our DMA process may be further integrated into and aligned with our general risk management processes as part of our overall management process. For more information on our process to identify, assess, prioritize, and monitor risks and opportunities that may have financial effects, as well as our risk assessment process, see the Risk and Risk Management section of the Board report.

Identifying Our Material Impacts, Risks, and Opportunities

Using the definitions for impact and financial materiality described above, we performed our DMA in the following steps:

1. **Understand Our Activities, Value Chain and Business Relationships**
   Developed an overview of our business activities and relationships, including the activities, products, and services within our own operations as well as our upstream and downstream value

chain across geographies. For more information on our value chain, please see p. 122 of this Sustainability Statement.

2. Identify Sustainability Matters
   Generated an extensive list of potentially material sustainability matters composed of those listed in Application Requirement (AR) 16 of ESRS 1, as well as additional matters based on industry and geographical research, sustainability frameworks and standards, consultation with independent third-party advisors, and our prior year materiality assessment. In advance of the stakeholder engagement described in step 3, below, the ESG team, with the guidance and input of each of the Steering Committee (SteerCo) and an independent third-party consultant, performed an initial relevance screening of these matters as well as a side-by-side evaluation against the original list of potentially material matters to review and validate the basis for exclusion for each matter.

3. Assess Impact and Financial Materiality
   Engaged internal and external stakeholders to assess and refine our understanding of UMG's IROs from across our activities, business relationships, and geographies. Internal stakeholders included a broad array of UMG employees across various business units, internal roles, and geographies, among other factors, who were consulted directly through open-ended interviews. These stakeholders assessed each of the financial and impact materiality of the potentially material matters. External stakeholders included artists, shareholders, and distribution partners. These stakeholders were consulted, by proxy, through interviews and survey questions tailored to each type of stakeholder. Additionally, the ESG team and SteerCo each performed an independent assessment of each sustainability matter. The results of all assessment methods were then consolidated and presented to the SteerCo for review, discussion, and validation, as described in step 4, below. For more information on our key stakeholders and our methods of stakeholder engagement, see "Interests and views of stakeholders (SBM-2)" in this Sustainability Statement.

4. Validate Material Topics
   Conducted internal working sessions with senior leadership, the SteerCo, and subject matter experts to review, analyze, and assess the results of step 3. This process included cross-checking the results of UMG's financial risk assessment as described in the Risk and Risk Management section of the Board report, discussing potential connections between impacts and dependencies with the risks and opportunities that may arise from those impacts and dependencies, and evaluating factors that could potentially give rise to a heightened risk of adverse impacts. Following these working sessions, the SteerCo and ESG team validated and approved a final list of material topics and underlying IROs. The final list was then presented to the Audit Committee for review.

In 2025, UMG assessed whether a new DMA should be performed for the 2025 reporting period. This assessment, undertaken with the oversight and advisement of the SteerCo, included the review of applicable standards, guidance, and best practices and consultations with relevant business unit owners and subject matter experts. Among other considerations, the Company specifically evaluated the circumstances set forth in EFRAG Implementation Guidance 1 Materiality Assessment, 5.3, FAQ 7, para. 171. The Company concluded that it was not required to complete a new DMA for the 2025 reporting period.

In connection with this assessment, the ESG team, the SteerCo, and subject matter experts also reviewed and evaluated UMG's 2024 IROs for completeness, accuracy, and applicability for the 2025 reporting period. This review resulted in select typographical and textual updates to the IROs for purposes of improving the accuracy, completeness, relevance, and clarity of presentation. These changes did not result in, and are not reflective of, any changes to the materiality of the associated reportable datapoints.

Identification of Impacts, Risks, and Opportunities Related to Specific Topical Standards

Climate Change

In addition to our general DMA process described above, our process to identify and assess climate-related IROs includes assessment of our GHG footprint in accordance with the GHG Protocol, including scope 1 emissions, scope 2 location-based emissions, scope 2 market-based emissions; and scope 3 emissions for the following categories: purchased goods and services

(category 1); capital goods (category 2); fuel- and energy-related activities not included in scope 1 or scope 2 (category 3); upstream transportation and distribution (category 4); waste generated in operations (category 5); business travel (category 6); employee commuting (category 7); downstream transportation and distribution (category 9); end-of-life treatment of sold products (category 12); franchises (category 14); and investments (category 15). For additional information, see the Environmental information section of this Sustainability Statement.

In 2025, UMG conducted climate scenario analysis, aligned with the recommendations of the Task Force on Climate-Related Financial Disclosures (TCFD) to identify the physical and transition risks and opportunities relevant to the business. This analysis included an in-depth assessment of UMG's exposure to physical and transition risks for UMG's operations across multiple emissions scenarios and time horizons. The analysis concluded that there were no material climate-related risks to UMG's operations across the evaluated scenarios and time horizons. Relevant sections of the climate scenario analysis have been included in the Environmental information section of this Sustainability Statement.

Other Topical Standards

As described above, as part of our DMA process, we generated an extensive list of potentially material sustainability matters. This list included potentially material IROs at the sub-topic level, including for pollution, water and marine resources, biodiversity and ecosystems, resource use and circular economy, and business conduct. We conducted our DMA as described above and did not perform additional screening of assets or activities, assessment of site locations, or conduct local engagement at site locations with respect to these topics. Except as otherwise indicated in this Sustainability Statement, we did not identify these topics as material.

Because our DMA did not identify biodiversity as a material topic, we do not currently conduct biodiversity and ecosystems scenario analysis. In the event that our DMA identifies biodiversity as a material topic in the future, we may conduct such analysis.

Disclosure Requirements in ESRS covered by our sustainability statement (IRO-2)

The following content index indicates the Disclosure Requirements we have identified to be material as a result of our DMA process, as described above. For an explanation of how we determined the material information to be disclosed in relation to our identified IROs, see "Description of the process to identify and assess material impacts, risks, and opportunities (IRO-1)".

Topical Standard	Material Topic	ESRS	Disclosure Requirement	Derived from other EU legislation[1]	Page
ESRS E1	GHG emissions	ESRS 2 IRO-1	Description of the process to identify and assess material impacts, risks and opportunities		127-129
Climate Change		ESRS 2 SBM-3	Material impacts, risks and opportunities and their interaction with strategy and business model		125-126
		E1-1	Transition plan for climate change mitigation		141
		E1-2	Policies related to climate change mitigation and adaptation		141
		E1-3	Actions and resources in relation to climate change policies		141
		E1-4	Targets related to climate change mitigation and adaptation	x	141-142
		E1-6	Gross scopes 1, 2, 3 and total GHG emissions	x	147
		E1-7	GHG removals and GHG mitigation projects financed through carbon credits		141
		E1-8	Internal carbon pricing		141
ESRS S1	Attraction and retention of employees	S1-1	Policies related to own workforce	x	149
Own Workforce[2]	Diversity, inclusion and belonging	S1-2	Processes for engaging with own workforce and workers' representatives about impacts		149-150
	Gender equality and equal pay	S1-3	Processes to remediate negative impacts and channels for own workforce to raise concerns	x	150

SUSTAINABILITY STATEMENT

Topical Standard	Material Topic	ESRS	Disclosure Requirement	Derived from other EU legislation[1]	Page
		S1-4	Taking action on material impacts on own workforce, and approaches to managing material risks and pursuing material opportunities related to own workforce, and effectiveness of those actions		150-151
		S1-5	Targets related to managing material negative impacts, advancing positive impacts, and managing material risks and opportunities		151-152
		S1-6	Characteristics of the undertaking's employees		153-154
		S1-9	Diversity metrics		66, 154
		S1-16	Remuneration metrics	x	154
ESRS G1 Business Conduct	Supply chain management	G1-2	Management of relationships with suppliers		156-157
Entity-specific	Attraction and retention of artists	Entity-specific	Attraction and retention of artists		154-155
Entity-specific	Privacy and cybersecurity	Entity-specific	Privacy and cybersecurity		159-160
Entity-specific	Intellectual property, piracy, and content protection	Entity-specific	Intellectual property, piracy, and content protection		157-159
ESRS 2 General Disclosures	General disclosures	BP-1	General basis for preparation of sustainability statements		111
		BP-2	Disclosures in relation to specific circumstances		111-112
		GOV-1	The role of the administrative, management and supervisory bodies	x	113-115
		GOV-2	Information provided to and sustainability matters addressed by the undertaking's administrative, management and supervisory bodies		115
		GOV-3	Integration of sustainability-related performance in incentive schemes		115
		GOV-4	Statement on due diligence	x	121
		GOV-5	Risk management and internal controls over sustainability reporting		115-116 118-119
		IRO-1	Description of the process to identify and assess material impacts, risks and opportunities		127-129
		IRO-2	Disclosure requirements in ESRS covered by the undertaking's sustainability statement		129-130
		SBM-1	Strategy, business model and value chain		119-122
		SBM-2	Interests and views of stakeholders		123-124
		SBM-3	Material impacts, risks and opportunities and their interaction with strategy and business model		125-126

1 The table includes all data points that derive from other EU legislation as listed in ESRS 2 Appendix B, which are material for UMG, indicating where the data points can be found in the report. Other data points which are not included in the table above, are considered not material.
2 Except as expressly stated otherwise, UMG's material impacts on our own workforce are limited to UMG employees.

Environmental information

Disclosures pursuant to Article 8 of Regulation 2020/8526 (Taxonomy Regulation)

The European Commission has set ambitious sustainability targets with the overarching aim to be a net zero continent by 2050. An important component of the EU Action Plan on Sustainable Finance, which supports this ambition, is to steer cash flows toward sustainable investments.

In accordance with European Regulation 2020/852 of June 18, 2020 and 'Besluit bekendmaking niet-financiële informatie', UMG is obligated to disclose the Taxonomy-eligible, Taxonomy non-eligible, and Taxonomy-aligned turnover, capital expenditures, and operating expenditures for economic activities relating to the Taxonomy's six environmental objectives.

EU Taxonomy Objectives and Scope

The EU Taxonomy Regulation serves as a standardized and mandatory classification system to determine which economic activities are considered environmentally sustainable in the EU. The results of this classification are reported annually on a company-specific basis.

Article 9 of the EU Taxonomy regulation identifies six (6) environmental objectives:

1. Climate change mitigation (CCM)
2. Climate change adaption (CCA)
3. Sustainable use and protection of water and marine resources (WTR)
4. Transition to a circular economy (CE)
5. Pollution prevention and control (PPC)
6. Protection and restoration of biodiversity and ecosystems (BIO)

Regarding the classification of an activity as environmentally sustainable, the EU Taxonomy Regulation distinguishes between Taxonomy-eligible and Taxonomy-aligned activities:

- Activities are **Taxonomy-eligible** if they match the description of the activity included in Delegated Acts supplementing Regulation (EU) 2020/852 of the European Parliament, irrespective of whether they fulfill the alignment criteria.
- Activities are **Taxonomy-aligned** if they fulfill the technical screening criteria for the activity. In this case, they make a substantial contribution to the respective environmental objective (fulfill the substantial contribution criteria), cause no significant harm to any of the other environmental objectives (Do No Significant Harm, DNSH), and observe and comply with the minimum safeguards for human rights, corruption, taxation, and fair competition (MS).

EU Taxonomy disclosure requirements for 2025 reporting are:

- The proportion of Taxonomy-eligible, Taxonomy non-eligible and Taxonomy-aligned economic activities in Key Performance Indicators (as identified in Delegate Regulation (EU) 2021/2139, Delegated Regulation (EU) 2022/1214, Delegated Regulation (EU) 2023/2485, and Delegated Regulation (EU) 2023/2486).
- Qualitative information relevant for disclosures, including accounting policy, assessment of compliance with Regulation (EU) 2020/852, and contextual information about KPIs (Disclosures Delegate Act (EU) 2021/2178, Article 10).

Accounting Policies

The table on the following page provides the basis for the numerator and denominator of EU Taxonomy-eligibility and alignment for Turnover, CapEx, and OpEx as defined in the Delegated Regulation (EU) 2021/2178 (Annex I, Section 1.1).

	Turnover	CapEx[1]	OpEx[1]
Numerator	Revenue derived from products and/or services associated with EU Taxonomy-eligible/aligned activities.	Capital expenditures that are related to assets or processes associated with EU taxonomy-eligible/aligned activities.	Operating expenses that are related to assets or processes associated with EU Taxonomy-eligible/aligned activities.
Denominator	Revenue recorded in the consolidated financial statements under IFRS as per Revenue Accounting policy described in the consolidated financial statements.	Additions to tangible and intangible assets recorded in the consolidated financial statements under IFRS during the financial year, considered before depreciation, amortization, and any re-measurements.	Direct non-capitalized costs recorded in the consolidated financial statements under IFRS that relate to R&D, building renovation measures, short-term leases, maintenance and repair (excluding expenses reported as cost of sales), and any other direct expenditures relating to the day-to-day servicing of PPE assets.

1 There are no capital or operating expenditures related to a capital plan or purchase of output from Taxonomy-aligned economic activities such as individual measures enabling target activities to become low-carbon, activities leading to GHG emissions reductions, or individual renovation measures planned to be implemented and operational within eighteen (18) months.

The financial information for calculating the metrics was gathered from UMG's financial reporting system, excluding intercompany transactions. Eligible economic activities are identified for CapEx KPI, under CCM and CE objectives. Where an activity contributes to several environmental objectives, UMG includes all activity codes, and highlights the most relevant one in bold. UMG considers the allocation of revenues and expenditures to the numerator for only one environmental objective per objective, to avoid double counting.

In 2025, UMG did not issue sustainability-linked bonds or debt securities.

Assessment of Compliance with Regulation (EU) 2020/852

For 2025, UMG assessed eligibility and alignment under each KPI and concludes as follows, with subsequent explanations for each KPI.

- Turnover: No revenue activities are considered eligible and therefore also not aligned.
- CapEx: Taxonomy-eligible CapEx is calculated at 28%, however, it does not meet the substantial contribution criteria, and therefore Taxonomy-aligned CapEx is 0%.
- OpEx: Taxonomy OpEx is calculated at 1% of the total of selling, general and administrative expenses and cost of revenues and is not considered material.

Turnover KPI

The basis of the turnover KPI covers UMG business activities as of December 31, 2025. The turnover denominator is reconciled with the revenue recorded in Note 3 of the Consolidated Financial Statements under IFRS as per the Revenue Accounting policy described in the Notes to the Consolidated Financial Statements. It consists of revenue from Recorded Music, Music Publishing, Merchandising, and Other.

Eligibility Assessment

Management analyzed the activities 13.1. Creative, arts and entertainment activities and 13.3. Motion picture, video and television programme production, sound recording and music publishing activities to evaluate whether these activities should be considered Taxonomy-eligible pursuant to CCA. This analysis was conducted in consultation with the EU Taxonomy Regulation text, the EU Taxonomy Climate Delegated Act, including supplemental notices in the form of FAQs approved by the EU Commission, publications by the Platform on Sustainable Finance, and peer disclosures. Based on the EU Commission notice C/2023/305 these activities are considered as "adapted-enabling activities" and require becoming adapted themselves (adapted activity) and enabling other activities to make a substantial contribution (enabling activity).

UMG completed climate scenario analysis to evaluate potential exposure to climate-related physical and/or transition risks for operations across multiple emissions scenarios and time horizons. There were no risks resulting in Significant or Major impact to UMG's operations across all scenarios

and time horizons. Separately, UMG assessed whether its turnover activities enable other economic activities to make a substantial contribution to one or more environmental objectives. Based on the nature of UMG's turnover activities, these do not provide products or services that enable other activities to make a substantial contribution. Accordingly, the criteria for an enabling activity is not met.

Management continues to monitor relevant developments and guidance and will revisit this analysis as new information becomes available. Based on the performed analysis, UMG's eligible Turnover, CapEx or OpEx in relation to the environmental objective CCA amounts to zero.

The percentage for Taxonomy-eligible Turnover amounts to zero. There are no Turnover activities eligible and assessed for alignment.

CapEx KPI

Under the EU Taxonomy Regulation, the total CapEx covers additions to tangible and intangible assets during the financial year considered before depreciation, amortization, and any re-measurements recognized by UMG according to IAS16, IFRS16, and IAS38, including those resulting from revaluations and impairments for the relevant financial year and excluding fair value changes. Total CapEx (denominator) can be reconciled with the sum of the lines 'Additions' disclosed in Note 10 Changes in content assets and other intangibles (excluding royalty advances), Note 11 Property, Plant and Equipment (PPE), and Note 12 Leases within the consolidated financial statements.

Eligibility Assessment

For UMG, most of the CapEx relates to additions to catalogs and other intangibles, which are not eligible. The eligible CapEx comes from the capitalized cost of renovations and leased assets (EU Taxonomy activities under CCM: 7.2 Renovation of existing buildings, 7.7 Acquisition and ownership of buildings, and CE: 3.2 Renovation of existing buildings.).

The breakdown by type of eligible CapEx is as follows:

	CCM 7.2, CE 3.2 Renovation of existing buildings[1]		CCM 7.7 Acquisition and ownership of buildings	
(in millions of euros)	2025	2024	2025	2024
Additions to PPE, leases, and intangible assets	114	56	55	85
Acquisitions through business combinations	0	0	3	0
Expenses incurred for Taxonomy-aligned activities and as part of CapEx plan	0	0	0	0
Total Taxonomy-eligible CapEx	114	56	58	85

1 To avoid double counting, the most relevant activity (CCM 7.2) has been indicated in bold.

Alignment Assessment

7.2 and 3.2 Renovation of existing buildings

UMG has assessed the substantial contribution criteria and evaluated that the leasehold improvements are conducted to meet UMG's business needs and do not meet the substantial contribution criteria for CCM under Activity 7.2, and CE under Activity 3.2., as energy performance requirements were not retested and the documentation required to demonstrate compliance with the circular economy criteria was not available for the renovation projects.

7.7 Acquisition and ownership of buildings

For 2025, thirty-one (31) properties were identified as eligible under the substantial contribution criteria for CCM. While UMG developed a validation approach using internationally recognized energy certificates and primary energy demand (PED) measures, there was insufficient national and regional data for the thirty-one (31) locations to determine energy performance. Therefore, the new properties did not meet the energy performance requirements under substantial contribution criteria for CCM and are not further assessed for alignment.

SUSTAINABILITY STATEMENT

As none of the Company's Taxonomy-eligible activities meet the substantial contribution criteria, they are not considered Taxonomy-aligned. Accordingly, the assessment of minimum safeguards is not required for alignment purposes. A high-level screening of minimum safeguards was performed during the reporting period. Based on this screening, no issues or indications of non-alignment with the minimum safeguards were identified.

The percentage for Taxonomy-aligned CapEx amounts to zero.

OpEx KPI

The OpEx denominator includes direct, non-capitalized costs for research and development expenses, building renovation measures, short-term leasing, maintenance and repair expenses, and any other direct expenditure relating to the day-to-day servicing of assets of property, plant, and equipment necessary to ensure the continued and effective functioning of such assets.

For UMG, most of the Taxonomy OpEx relates to the maintenance of buildings, assets used in business operations, and short-term leases.

The nature of UMG's business model relates to people and the arts and is not centered around tangible assets. In 2025, UMG calculated Taxonomy OpEx at 1% of the total of selling, general and administrative expenses and cost of revenues. Management concludes that Taxonomy OpEx is not material for UMG's business model. UMG makes use of the materiality exemption per the Disclosure Delegated Act Annex I, Section 1.1.3.2, doesn't assess eligibility and alignment of OpEx, and discloses the numerator as equal to zero.

EU Taxonomy KPI Disclosure Tables

The KPI tables below summarize the outcome of UMG's Turnover, CapEx and OpEx assessment.

SUSTAINABILITY STATEMENT

Proportion of Turnover from products or services associated with Taxonomy-aligned economic activities – disclosure covering year 2025

Financial year 2025		Year		Substantial Contribution Criteria						DNSH criteria ("Does Not Significantly Harm") (									
Economic Activities (1)	Code (2)	Turnover (3)	Proportion of Turnover, year 2025 (4)	Climate Change Mitigation (5)	Climate Change Adaptation (6)	Water (7)	Pollution (8)	Circular economy (9)	Biodiversity (10)	Climate Change Mitigation (11)	Climate Change Adaptation (12)	Water (13)	Pollution (14)	Circular Economy (15)	Biodiversity (16)	Minimum Safeguards (17)	Proportion of Taxonomy aligned (A.1.) or -eligible (A.2.) turnover, year 2024 (18)	Category enabling activity (19)	Category transitional activity (20)
Text		*millions of euros*	*%*	*Y; N; N/EL*	*Y; N; N/EL*	*Y; N; N/EL*	*Y; N; N/EL*	*Y; N; N/EL*	*Y; N; N/EL*	*Y/N*	*Y/N*	*Y/N*	*Y/N*	*Y/N*	*Y/N*	*Y/N*	*%*	*E*	*T*
A. TAXONOMY-ELIGIBLE ACTIVITIES																			
A.1. Environmentally sustainable activities (Taxonomy-aligned)																			
No activities	N/A	€ 0	0%	N/A	N/A	N/A	N/A	N/A	N/A	N/A	N/A	N/A	N/A	N/A	N/A	N/A	0%	N/A	N/A
Turnover of environmentally sustainable activities (Taxonomy-aligned) (A.1)		**€ 0**	**0%**	**0%**	**0%**	**0%**	**0%**	**0%**	**0%**	**N/A**	**N/A**	**N/A**	**N/A**	**N/A**	**N/A**	**N/A**	**0%**		
Of which enabling		€ 0	0%	0%	0%	0%	0%	0%	0%	N/A	N/A	N/A	N/A	N/A	N/A	N/A	0%	E	
Of which transitional		€ 0	0%	0%						N/A	N/A	N/A	N/A	N/A	N/A	N/A	0%		T
A.2. Taxonomy-Eligible but not environmentally sustainable activities (not Taxonomy-aligned activities)																			
				EL; N/EL	*EL; N/EL*	*EL; N/EL*	*EL; N/EL*	*EL; N/EL*	*EL; N/EL*										
No activities	N/A	€ 0	0%	N/A	N/A	N/A	N/A	N/A	N/A								0%		
Turnover of Taxonomy-eligible but not environmentally sustainable activities (not Taxonomy-aligned activities) (A.2)		€ 0	0%	0%	0%	0%	0%	0%	0%								0%		
A. Turnover of Taxonomy eligible activities (A.1 + A.2)		€ 0	0%	0%	0%	0%	0%	0%	0%								0%		
B. TAXONOMY-NON-ELIGIBLE ACTIVITIES																			
Turnover of Taxonomy-non-eligible activities		€ 12,507	100%																
TOTAL		**€ 12,507**	**100%**																

SUSTAINABILITY STATEMENT

Proportion of CapEx from products or services associated with Taxonomy-aligned economic activities – disclosure covering year 2025

Financial year 2025		Year		Substantial Contribution Criteria						DNSH criteria ("Does Not Significantly Harm")									
Economic Activities (1)	Code (2)	CapEx (3)	Proportion of CapEx, year 2025 (4)	Climate Change Mitigation (5)	Climate Change Adaptation (6)	Water (7)	Pollution (8)	Circular economy (9)	Biodiversity (10)	Climate Change Mitigation (11)	Climate Change Adaptation (12)	Water (13)	Pollution (14)	Circular Economy (15)	Biodiversity (16)	Minimum Safeguards (17)	Proportion of Taxonomy aligned (A.1.) or -eligible (A.2.) CapEx, year 2024 (18)	Category enabling activity (19)	Category transitional activity (20)
Text		*millions of euros*	*%*	*Y; N; N/EL*	*Y; N; N/EL*	*Y; N; N/EL*	*Y; N; N/EL*	*Y; N; N/EL*	*Y; N; N/EL*	*Y/N*	*Y/N*	*Y/N*	*Y/N*	*Y/N*	*Y/N*	*Y/N*	*%*	*E*	*T*
A. TAXONOMY-ELIGIBLE ACTIVITIES																			
A.1. Environmentally sustainable activities (Taxonomy-aligned)																			
No activities	N/A	€ 0	0%	N/A	N/A	N/A	N/A	N/A	N/A	N/A	N/A	N/A	N/A	N/A	N/A	N/A	0%	N/A	N/A
CapEx of environmentally sustainable activities (Taxonomy-aligned) (A.1)		**€ 0**	**0%**	**0%**	**0%**	**0%**	**0%**	**0%**	**0%**	**N/A**	**N/A**	**N/A**	**N/A**	**N/A**	**N/A**	**N/A**	**0%**		
Of which enabling		€ 0	0%	0%	0%	0%	0%	0%	0%	N/A	N/A	N/A	N/A	N/A	N/A	N/A	0%	E	
Of which transitional		€ 0	0%	0%						N/A	N/A	N/A	N/A	N/A	N/A	N/A	0%		T
A.2. Taxonomy-Eligible but not environmentally sustainable activities (not Taxonomy-aligned activities)																			
				EL; N/EL	*EL; N/EL*	*EL; N/EL*	*EL; N/EL*	*EL; N/EL*	*EL; N/EL*										
Renovation of existing buildings[1]	**CCM 7.2**/CE 3.2	€ 114	19%	**EL**	N/EL	N/EL	N/EL	EL	N/EL								9%		
Acquisition and ownership of buildings	CCM 7.7	€ 58	9%	EL	N/EL	N/EL	N/EL	N/EL	N/EL								14%		
CapEx of Taxonomy-eligible but not environmentally sustainable activities (not Taxonomy-aligned activities) (A.2)		€ 172	28%	100%	0%	0%	0%	0%	0%								23%		
A. CapEx of Taxonomy eligible activities (A.1 + A.2)		€ 172	28%	100%	0%	0%	0%	0%	0%								23%		
B. TAXONOMY-NON-ELIGIBLE ACTIVITIES																			
CapEx of Taxonomy-non-eligible activities		€ 445	72%																
TOTAL		**€ 617**	**100%**																

1 To avoid double counting, the most relevant activity (CCM 7.2) has been indicated in bold.

SUSTAINABILITY STATEMENT

Proportion of OpEx from products or services associated with Taxonomy-aligned economic activities – disclosure covering year 2025

Financial year 2025		Year		Substantial Contribution Criteria						DNSH criteria ("Does Not Significantly Harm")									
Economic Activities (1)	Code (2)	OpEx (3)	Proportion of OpEx, year 2025 (4)	Climate Change Mitigation (5)	Climate Change Adaptation (6)	Water (7)	Pollution (8)	Circular economy (9)	Biodiversity (10)	Climate Change Mitigation (11)	Climate Change Adaptation (12)	Water (13)	Pollution (14)	Circular Economy (15)	Biodiversity (16)	Minimum Safeguards (17)	Proportion of Taxonomy aligned (A.1.) or -eligible (A.2.) OpEx year 2024 (18)	Category enabling activity (19)	Category transitional activity (20)
Text		*millions of euros*	*%*	*Y; N; N/EL*	*Y; N; N/EL*	*Y; N; N/EL*	*Y; N; N/EL*	*Y; N; N/EL*	*Y; N; N/EL*	*Y/N*	*Y/N*	*Y/N*	*Y/N*	*Y/N*	*Y/N*	*Y/N*	*%*	*E*	*T*
A. TAXONOMY-ELIGIBLE ACTIVITIES																			
A.1. Environmentally sustainable activities (Taxonomy-aligned)																			
No activities	N/A	€ 0	0%	N/A	N/A	N/A	N/A	N/A	N/A	N/A	N/A	N/A	N/A	N/A	N/A	N/A	0%	N/A	N/A
OpEx of environmentally sustainable activities (Taxonomy-aligned) (A.1)		**€ 0**	**0%**	**0%**	**0%**	**0%**	**0%**	**0%**	**0%**	**N/A**	**N/A**	**N/A**	**N/A**	**N/A**	**N/A**	**N/A**	**0%**		
Of which enabling		€ 0	0%	0%	0%	0%	0%	0%	0%	N/A	N/A	N/A	N/A	N/A	N/A	N/A	0%	E	
Of which transitional		€ 0	0%	0%						N/A	N/A	N/A	N/A	N/A	N/A	N/A	0%		T
A.2. Taxonomy-Eligible but not environmentally sustainable activities (not Taxonomy-aligned activities)																			
				EL; N/EL	*EL; N/EL*	*EL; N/EL*	*EL; N/EL*	*EL; N/EL*	*EL; N/EL*										
No activities	N/A	€ 0	0%	N/A	N/A	N/A	N/A	N/A	N/A								0%		
OpEx of Taxonomy-eligible but not environmentally sustainable activities (not Taxonomy-aligned activities) (A.2)		€ 0	0%	0%	0%	0%	0%	0%	0%								0%		
A. OpEx of Taxonomy eligible activities (A.1 + A.2)		€ 0	0%	0%	0%	0%	0%	0%	0%								0%		
B. TAXONOMY-NON-ELIGIBLE ACTIVITIES																			
OpEx of Taxonomy-non-eligible activities		€ 115	100%																
TOTAL		**€ 115**	**100%**																

SUSTAINABILITY STATEMENT

Proportional overview of KPIs

	Proportion of Turnover/Total Turnover			
	Taxonomy-aligned per objective		Taxonomy-eligible per objective	
	2025	2024	2025	2024
CCM	0%	0%	0%	0%
CCA	0%	0%	0%	0%
WTR	0%	0%	0%	0%
CE	0%	0%	0%	0%
PPC	0%	0%	0%	0%
BIO	0%	0%	0%	0%

	Proportion of OpEx/Total OpEx			
	Taxonomy-aligned per objective		Taxonomy-eligible per objective	
	2025	2024	2025	2024
CCM	0%	0%	0%	0%
CCA	0%	0%	0%	0%
WTR	0%	0%	0%	0%
CE	0%	0%	0%	0%
PPC	0%	0%	0%	0%
BIO	0%	0%	0%	0%

	Proportion of CapEx/Total CapEx			
	Taxonomy-aligned per objective		Taxonomy-eligible per objective	
	2025	2024	2025	2024
CCM	0%	0%	28%	23%
CCA	0%	0%	0%	0%
WTR	0%	0%	0%	0%
[1]CE	0%	0%	0%	0%
PPC	0%	0%	0%	0%
BIO	0%	0%	0%	0%

1 In 2025 (19%) and 2024 (9%), a portion of UMG's activities was assessed as eligible to make a substantial contribution for both CCM 7.2 and CE 3.2. To avoid double counting, only activities for the most relevant activity (CCM 7.2), are included in the table.

Nuclear and fossil gas related activities

Row	Nuclear energy related activities	No
1.	The undertaking carries out, funds or has exposures to research, development, demonstration and deployment of innovative electricity generation facilities that produce energy from nuclear processes with minimal waste from the fuel cycle.	No
2.	The undertaking carries out, funds or has exposures to construction and safe operation of new nuclear installations to produce electricity or process heat, including for the purposes of district heating or industrial processes such as hydrogen production, as well as their safety upgrades, using best available technologies.	No
3.	The undertaking carries out, funds or has exposures to safe operation of existing nuclear installations that produce electricity or process heat, including for the purposes of district heating or industrial processes such as hydrogen production from nuclear energy, as well as their safety upgrades.	No

Row	Fossil gas related activities	No
4.	The undertaking carries out, funds or has exposures to construction or operation of electricity generation facilities that produce electricity using fossil gaseous fuels.	No
5.	The undertaking carries out, funds or has exposures to construction, refurbishment, and operation of combined heat/cool and power generation facilities using fossil gaseous fuels.	No
6.	The undertaking carries out, funds or has exposures to construction, refurbishment and operation of heat generation facilities that produce heat/cool using fossil gaseous fuels.	No

Prospects

The EU Taxonomy Regulation does not yet recognize all sustainability efforts. For more information about UMG's sustainability initiatives, see Climate Change (E1) in the Environmental information section of this Sustainability Statement.

Management continues to monitor developments under the EU Taxonomy Regulation and to assess new requirements as the basis for UMG's annual disclosures. During the reporting period, UMG reviewed Commission Delegated Regulation (EU) 2026/73, which will apply from 1 January 2026. UMG has not taken the option to early adopt the regulation for the current reporting period.

SUSTAINABILITY STATEMENT

Climate change (E1)

Climate change requires collective action. We believe that our purpose, to shape culture through the power of artistry, includes supporting collective action on climate change. Achieving reductions in our own GHG emissions is an important demonstration of our commitment to meaningful change, along with understanding our climate risks and opportunities. To support this commitment, we measure and mitigate our environmental footprint and climate risks, as discussed below.

Climate scenario analysis (E1.IRO-1, E1.SBM-3)

In 2025, UMG conducted climate scenario analysis to identify any climate-related physical or transition risks or opportunities relevant to the business. This analysis included an in-depth assessment of UMG's exposure to physical and transition risks for UMG's operations across multiple emissions scenarios and time horizons.

These scenarios are subject to inherent assumptions and uncertainties, including uncertainties regarding the ways in which these scenarios may develop.

For each scenario, UMG assessed the potential effects on business operations across a short-, medium-, and long-term time horizon. These time horizons were selected in alignment with our DMA and other risk management processes:

- Short-term: 0-1 years (2025-2026);
- Medium-term: 1-5 years (2026-2030); and
- Long-term: 5+ years (2030-2050).

Three climate scenarios from the Intergovernmental Panel on Climate Change (IPCC) were selected to provide consistency and comparability in the analyses and disclosure, to account for recommendations and requirements by the TCFD and the ESRS, and to account for the most likely and worst outcomes in the assessment:

- IPCC SSP1-2.6: a "sustainable development" scenario, which assumes that the world shifts pervasively toward a more sustainable path and that global heating can be kept within ~1.8ºC by 2100;
- IPCC SSP2-4.5: a "middle-of-the-road" scenario, which assumes that social, economic, and technological trends do not shift markedly from historical patterns and that global heating can be kept within ~2.7ºC by 2100; and
- IPCC SSP5-8.5: a "worst-case" scenario, which assumes the adoption of resource and energy intensive lifestyles around the world and that global heating will rise to ~4.4ºC by 2100.

Each risk's impact was assessed based on three criteria determined for each time horizon and climate scenario:

- Likelihood of occurrence: determined for each time horizon, estimated based upon current trajectory of regional and global developments;
- Severity of impact: potential influence of the hazard independent of likelihood and assuming no relevant business, strategy, and financial planning; and
- Existing resiliency measures: based on the current resiliency measures in place including relevant business, strategy, and financial planning.

The levels of impact are defined as follows:

- Low: risks are managed as part of existing processes;
- Moderate: risks require additional adaptation planning and mitigation responses;
- Significant: risks are likely to require significant pivot of business strategy or operational protocols; and
- Major: risks require major pivot to business, strategy, or financial planning.

The impact assessment identified only Low and Moderate-level risks. No risks resulting in Significant or Major impacts to UMG's operations were identified. Climate-related opportunities were also identified to highlight potential benefits to UMG's profitability and reputation. The list of climate-related risks and climate-related opportunities are presented in Tables 1 and 2, respectively. None of these climate-related risks or opportunities were determined to be material such as to be included as IROs.

SUSTAINABILITY STATEMENT

For more information on the results of the assessment and impact on business, see "Identification of Impacts, Risks, and Opportunities Related to Specific Topical Standards, Climate Change" in the ESRS 2 General information section of this Sustainability Statement.

Table 1 - Climate-Related Risks

Category	Description	Short-term	Medium-term	Long-term
Physical - Acute/Chronic	*Direct operational disruption and costs from climate-related physical hazards.* Increased operational costs and decreased revenues as a result of direct operational disruption from acute (e.g., floods, cyclones, wildfires) and chronic (e.g., heat stress, sea level risk) physical hazards. These events can disrupt production, logistics, or facility operations, potentially increasing costs or delaying deliveries.	Low	Low	Low
Physical - Acute/Chronic	*Increased operational costs and decreased revenues as a result of supply chain disruption from environmental and climate-related risks.* These risks include physical hazards (e.g., floods, cyclones, heat stress), natural resources constraints, and environmental compliance requirements. Disruption in upstream or downstream suppliers could affect manufacturing, distribution, and result in operational challenges as a result of increased pricing or product unavailability or delays.	Low	Low	Low
Market	*Increased costs to transition to more sustainable materials and technologies.* Increased costs during the transition to using more sustainable materials (including alternatives to vinyl, reground vinyl, sustainable fabrics, recycled materials, etc.) for sold products and merchandise. Lower-carbon technologies may result in higher cost inputs, new manufacturing processes, or supply chain adjustments.	Low	Low	Moderate
Policy & Legal	*Regulatory compliance and operational risk from climate laws.* Increased operational costs or decreased efficiencies as it relates to compliance with climate-related laws and regulations (e.g., disclosure requirements, carbon pricing schemes, etc.) as well as reputational impacts due to failure to comply with these laws.	Low	Low	Low
Reputation	*Reputational risk from heightened stakeholder pressure to demonstrate credible climate action.* This may result from the perception of changes in ambition, transparency, or performance on climate issues, disengagement or retention issues from employees or artists. Collectively, these pressures may weaken UMG's market or brand position.	Low	Low	Low

Table 2 – Climate-Related Opportunities

Category	Description	Short-term	Medium-term	Long-term
Energy Source	*Decreased emissions as a result of scaling renewable energy across the supply chain, operations, offices, and manufacturing facilities.* Adoption of renewable energy can reduce Scope 1 & 2 emissions across operations, lower reliance on fossil fuels, and improve energy efficiency.	Low	Low	Low
Markets	*Enhanced brand reputation through climate initiatives, stakeholder engagement (both upstream and downstream), and tailored artist engagement.* This may stem from being perceived as a leader on climate issues, which can enhance stakeholder confidence in UMG, strengthen supplier relationships, and support the retention of employees and artists. Collectively, these factors can reinforce UMG's market and brand position, ultimately contributing to positive financial performance.	Low	Low	Low

SUSTAINABILITY STATEMENT

Category	Description	Short-term	Medium-term	Long-term
Resource Efficiency	*Enhanced operational and energy efficiency from investing in updated assets and technologies.* Investing in updated assets and technologies (e.g., BREEAM, LEED, ENERGY STAR) enhances operational and resource efficiency across energy use and digital operations. This can lead to reduced operating costs, improved energy performance across UMG's portfolio, and lower emissions.	Low	Low	Low

Transition plan, policies, and key actions (E1-1, E1-2, E1-3, E1-7, E1-8)

UMG is developing a climate transition plan, which we aim to adopt by 2027. The initial steps we have taken in laying the groundwork for the development of our climate transition plan include:

- We conducted our first TCFD-aligned analysis in 2022 and conducted a formal update of this analysis in 2025 (see "Identification of impacts, risks, and opportunities related to specific topical standards").
- We set science-based targets which were approved by the Science-Based Targets initiative (SBTi) in 2023 (see "Targets related to climate change mitigation and adaptation (E1-4)", below).
- We continued to meet with ESG working groups to collaborate on initiatives related to our material scope 3 categories and supply chain engagement (for more information on our ESG working groups, see the "Sustainability Management: Roles & Responsibilities" in the Corporate Governance section of the Board report and "Supply Chain Management" in this Sustainability Statement).
- We continued to engage with key stakeholders to evaluate activities that could have an impact on actual and potential future GHG emissions.
- We continued our renewable energy transition analysis and developed strategies for switching more properties to renewable power.
- We identified key actions we can take to reduce our product-related emissions, including the use of alternative materials and modes of distribution, which will inform our decarbonization strategy.

In 2025, UMG adopted an environmental policy that addresses our approach to sustainability in our business, within our value chain, and across our industry. The policy sets out our approach to minimizing UMG's negative impacts on the environment, including our commitments to managing our GHG emissions; achieving our SBTi-approved targets; engaging and collaborating with our stakeholders, including our suppliers, on our environmental efforts; working to comply with all applicable environmental laws and regulatory requirements; and working to improve and report on our environmental performance on an ongoing basis.

The Head of Sustainability is responsible for implementation of the policy. The policy is available on our website and upon request.

UMG does not have internal carbon pricing schemes, GHG removals and storage, or GHG mitigation projects financed through carbon credits. UMG is not excluded from the EU Paris-aligned Benchmarks.

Targets related to climate change mitigation and adaptation (E1-4)

In 2023, UMG became the first major standalone music company to announce science-based targets approved by the SBTi. We committed to reduce:

- Absolute scope 1 and 2 GHG emissions 58% by 2032 from a 2019 base year, an ambition which is in line with a 1.5ºC trajectory.
- Scope 3 GHG emissions from purchased goods and services, capital goods, fuel- and energy-related activities, upstream transportation and distribution, waste generated in operations, business travel, and employee commuting by 62% per EUR value added[1] within the same timeframe.

[1] "Value added" is defined as EBITDA plus all personnel costs. EBITDA is defined in the Appendix to the Annual Report.

UMG's ESG team developed the science-based targets based on the GHG Protocol and the SBTi Criteria and Recommendations Version 5.0.[1] Our science-based targets cover all seven GHGs, where relevant: carbon dioxide (CO2), methane (CH4), nitrous oxide (N2O), hydrofluorocarbons (HFC), perfluorocarbons (PFC), sulfur hexafluoride (SF6), and nitrogen trifluoride (NF3). Our science-based targets are aligned with the boundaries of our GHG Inventory (see "GHG emissions methodology", below). We seek to ensure this alignment by following the GHG Protocol for our emissions calculations and target-setting process, and through the SBTi validation. Our science-based targets align with the climate scenario laid out in the Paris Agreement. Our science-based targets were not derived using a sectoral decarbonization approach.

With regard to our target base year, the SBTi allows flexibility in base year selection to consider circumstances that may make a given year's emissions unrepresentative. At the time of our assessment, UMG considered 2019 as the most representative year of normal operations prior to the effects of the COVID-19 pandemic, so we selected 2019 as the base year for our science-based targets.

We report our scope 1, 2, and 3 emissions and our progress towards achieving our science-based targets annually (see "Science-based targets progress" and "Gross scopes 1, 2, 3 and total GHG emissions", below). UMG is developing the decarbonization levers and evaluating their potential quantitative contributions to achieve our science-based targets as part of our climate transition plan. We have not set 2030 emissions reduction targets as our SBTi-approved targets were set in advance of the implementation of the CSRD.

[1] SBTi Criteria and Recommendations V5.0

Science-based targets progress (E1-4)

Target	Base Year 2019[1]	2025	Reduction from 2019-2025	Reduction Target by 2032
Scope 1 & 2 (market-based) (absolute tCO_2e)	12,617	8,306	-34%	-58%
Scope 3 (tCO_2e per million EUR value added)[2,3]	219	122	-44%	-62%

1 We recalculated emissions for our 2019 base year to enable comparability between prior years and the current reporting period. For more information, see "Revisions and recalculations of previous environmental metrics" on p. 112 of this Sustainability Statement. Because our 2019 base year calculations are outside of the scope of the Company's third-party assurance, UMG's recalculations pertaining to our 2019 base year have not been independently assured.
2 Our scope 3 target covers the following emissions categories: purchased goods and services, capital goods, fuel- and energy-related activities, upstream transportation and distribution, waste generated in operations, business travel, and employee commuting.
3 "Value added" is defined as EBITDA plus all personnel costs. EBITDA is defined in the Appendix to the Annual Report.

Key drivers for decreases in our scope 1 and 2 (market-based) emissions since our base year include a decrease in standard electricity consumption, an increased share of renewable electricity, a reduction in the number of vehicles and associated fuel use, and lower refrigerant emissions. Decreases in our scope 3 intensity metric, both since our base year and since the prior year, are primarily due to significant increases in UMG's value added and modest decreases in the emissions within our target boundary.

GHG emissions methodology (E1-6)

Overview

UMG follows the GHG Protocol, a globally recognized framework for measuring and reporting emissions. Our GHG inventory includes our relevant scope 1, scope 2 (location-based), scope 2 (market-based), and scope 3 emissions sources.

Reporting scope

The reporting scope for scope 1 and 2 emissions is primarily driven by the status of UMG's owned and leased properties. In 2025, the reporting scope applied to 58 countries and 189 properties, which

represents 95% of our property portfolio and all properties where there is employee headcount. Properties in scope for environmental reporting include UMG offices, studios, and facilities with active leases in the reporting year. Properties are considered out of scope if they meet any of the following criteria: the property closed prior to the reporting year and UMG does not have an active lease; the property is under construction; or the property is land.

UMG collects actual global data for our scope 3 emissions to the fullest extent possible. For a limited number of subcategories, global data collection is infeasible. For these subcategories, UMG collects data from our top five territories (United States, United Kingdom, Japan, Germany, and France) and estimates for rest of world emissions.[1]

Methodology

Scope 1 & 2 emissions

Scope 1 emissions are direct GHG emissions that occur from sources that are owned or controlled by UMG. These include emissions from the consumption of natural gas and domestic heating fuel, the leakage of refrigerants during normal air-conditioning operation, and consumption of fuel from mobile sources, such as directly owned vehicles and vehicles on long-term leases. Emission factors were obtained from DESNZ/BEIS conversion factors.

Scope 2 emissions are indirect GHG emissions resulting from the use of purchased electricity, steam/imported heat, and cooling. In accordance with the GHG Protocol, UMG considers both location-based and market-based scope 2 emissions.

The scope 2 location-based method reflects the average emissions intensity of grids on which energy consumption occurs. These emissions are calculated based on the grid emissions factor for the geographic location of the site from which electricity, steam/imported heat, or cooling is purchased. Emission factor sources include IEA Emission Factors, United States Environmental Protection Agency (EPA) eGrid Factors, and DESNZ/BEIS Conversion Factors.

The scope 2 market-based method reflects emissions from electricity that UMG has specifically chosen, including the use of certified renewable electricity through contractual instruments or onsite generation. Emission factor sources include IEA, DESNZ/BEIS, Association of Issuing Bodies Residual Mix (AIB) Factors, and Green-e Residual Mix Factors. In the case of the supplier sourcing energy from renewable sources, the emission factor applied is 0 kgCO2e/kWh.

Scope 3 emissions

Scope 3 includes external indirect GHG emissions from non-owned sources within UMG's value chain.

Purchased goods and services (category 1) includes all upstream (i.e., cradle-to-gate) emissions from the production of products purchased or acquired by UMG in the reporting year. This category includes emissions associated with indirect spend across our global operations that are not otherwise captured in UMG's GHG Inventory; manufacturing of physical audio and merchandise products; use of third-party recording studios; use of third-party cloud service providers; and consumption of water at UMG properties. Emissions were calculated using the supplier-specific method, hybrid method, and spend-based method. Emission factor sources include CEDA EEIO, ecoinvent LCA, and DESNZ/BEIS. We made revisions to reflect enhanced calculation methodologies for 2024 physical audio and indirect spend by utilizing actual data for Q4 instead of estimates for these subcategories. However, the calculations for the category still rely on other estimates and assumptions. For more information, see "Value chain estimation, sources of estimation, and outcome uncertainty". Additionally, we made revisions to reflect newly available data for Japan and removed duplicates in our 2024 physical audio emissions. For more information, see "Revisions and recalculations of previous environmental metrics" on p. 112 of this Sustainability Statement. The resulting difference in this metric as compared to our 2024 Annual Report is 36,175 tCO_2e.

[1] For FY25, UMG applied a rest of world emissions estimate to the following scope 3 subcategories: category 1 emissions related to third-party recording studios, physical audio, and merchandise; category 6 emissions related to business jets; and category 12 emissions related to physical audio and merchandise.

SUSTAINABILITY STATEMENT

Capital goods (category 2) includes all upstream emissions from the production of capital goods purchased or acquired by UMG in the reporting year. Emissions were calculated using the spend-based method and emission factors were obtained from CEDA EEIO.

Fuel- and energy-related activities (category 3) includes emissions related to the production of fuels and energy purchased and consumed by UMG in the reporting year that are not included in scope 1 or scope 2. This category is comprised of well-to-tank (WTT) and transportation and distribution (T&D) loss emissions. Emissions were calculated using the fuel-based method and emission factors were obtained from DESNZ/BEIS and IEA.

Upstream transportation and distribution (category 4) includes emissions related to the transportation and distribution of products purchased by UMG between our tier 1 suppliers and own operations in vehicles and facilities not owned or controlled by the reporting company. Additionally, this category includes emissions related to third-party transportation and distribution services purchased by UMG in the reporting year (either directly or through an intermediary), including inbound logistics, outbound logistics, and third-party transportation and distribution between our own facilities. Emissions calculated include both WTT and tank-to-wake (TTW) emissions, and account for the effects of radiative forcing in air freight. Emissions are calculated using the distance-based method and emission factors were obtained from the DESNZ/BEIS Conversion Factors. We made revisions to reflect improved data from a logistics supplier for 2024. For more information, see "Revisions and recalculations of previous environmental metrics" on p. 112 of this Sustainability Statement. The resulting difference in this metric as compared to our 2024 Annual Report is 17,575 tCO_2e.

Waste generated in operations (category 5) includes emissions from third-party disposal and treatment of waste that is generated in UMG's owned or controlled operations in the reporting year. This category includes general waste generated at our owned and leased properties, electronic waste reported by our third-party treatment provider, and Bravado merchandise scrap waste collected by our third-party recycling partner. Emissions were calculated using the waste-type-specific method and emission factors were obtained from DESNZ/BEIS.

Business travel (category 6) includes emissions from the transportation and lodging of UMG employees for business-related activities in vehicles or assets owned or operated by third parties. This category includes air, road, rail, business jet, and hotel activity that is booked by UMG across our global operations; artist travel that is booked by an artist management company is excluded from these calculations. Emissions calculated include both WTT and TTW emissions. Emissions were calculated using the distance-based method and spend-based method, and emission factors were obtained from DESNZ/BEIS and CEDA EEIO database.

Employee commuting (category 7) includes emissions from the transportation of UMG employees between their home and their worksites. This category includes emissions related to the commuting of employees across UMG's global operations. Emissions were calculated using the average data method and distance-based method and emission factors were obtained from DESNZ/BEIS.

Downstream transportation and distribution (category 9) includes emissions from the transportation and distribution of products sold by UMG in the reporting year between our operations and retail stores (if not paid for by UMG), in vehicles and facilities not owned or controlled by UMG. This calculation is currently classified as a "screening" due to the high level of estimation utilized due to limited data availability.[1] Emissions calculated include both WTT and TTW emissions. Emissions were calculated using the average data method and distance-based method, and emission factors were obtained from DESNZ/BEIS. We made revisions to reflect enhanced calculation methodology for 2024 by utilizing actual data for Q4 instead of estimates. For more information, see "Revisions and recalculations of previous environmental metrics" on p. 112 of this Sustainability Statement. The resulting difference in this metric as compared to our 2024 Annual Report is 2,181 tCO_2e.

End-of-life treatment of sold products (category 12) includes emissions from the waste disposal and treatment of products sold by UMG in the reporting year, at the end of their life. The category

[1] For more information, please see "Value chain estimation, sources of estimation, and outcome uncertainty" on p. 111–112 of this Sustainability Statement.

includes the total expected end-of-life emissions from all physical audio and merchandise products sold in the reporting year. Emissions were calculated using the waste-type-specific method and emission factors were obtained from DESNZ/BEIS. We made revisions to reflect enhanced calculation methodology for 2024 physical audio by utilizing actual data for Q4 instead of estimates for the subcategory. However, the calculations for the category still rely on other estimates and assumptions. For more information, see "Revisions and recalculations of previous environmental metrics" on p. 112 of this Sustainability Statement. The resulting difference in this metric as compared to our 2024 Annual Report is 1,619 tCO_2e.

Franchises (category 14) includes emissions associated with UMG's licensing of sold merchandise. This calculation is currently classified as a "screening" due to the high level of estimation utilized due to limited data availability.[2] Emissions were calculated using the spend-based method and emission factors were obtained from CEDA EEIO.

Investments (category 15) includes emissions associated with the UMG's investments in the reporting year that are not included in scope 1 or scope 2. This calculation was previously classified as a "screening"; however, we incorporated newly available data for investees, which has improved our extrapolation of emissions for UMG's portfolio of investments in equity affiliates. Emissions were calculated using the spend-based method and emission factors were obtained from CEDA EEIO. We made revisions to reflect refinement to our mapping of emission factors for 2024 investments (category 15) and the incorporation of newly available data for investees, which has improved our extrapolation of emissions for UMG's portfolio of investments in equity affiliates. For more information, see "Revisions and recalculations of previous environmental metrics" on p. 112

of this Sustainability Statement. The resulting difference in this metric as compared to our 2024 Annual Report is 78,750 tCO_2e.

The following scope 3 categories are excluded from our GHG inventory because they are not relevant to UMG:

- Upstream leased assets (category 8) - emissions from leased assets are reported in scope 1 and scope 2;
- Processing of sold products (category 10) - UMG does not sell intermediate products;
- Use of sold products (category 11) - UMG does not sell products with direct use-phase emissions; and
- Downstream leased assets (category 13) - UMG does not lease assets to other entities.

Other estimates, approximations, and forecasts

For our GHG emissions calculations, data is generally requested for Q1-Q3 and estimates are applied for Q4 to allow time for data validation, consolidation, and reporting.[3] Estimation of emissions follows one of the following methodologies:

1. Q4 Projections: uses Q4 activity projections provided directly from relevant data contributors in calculations.
2. Historical Average: uses quarterly activity data for previous years to calculate the historical average ratio of total Q1-Q3 to Q4 activity data. This ratio is then applied to the Q1-Q3 activity data in the current year to estimate for Q4.
3. Current Year Average: estimates Q4 activity volume using the average quarterly activity volume for Q1-Q3 in the current year.

Q4 projections provided by data contributors are preferred for all calculations. The Historical Average method is used where this is not possible and when data is available at quarterly granularity, at a minimum, in previous years. The Historical Average Method accounts for seasonal differences in business activity; the calculated average ratio considers data from as many previous years as possible, with the average ratio weighted by total activity per year. For emissions sources where these two methods are not possible, a Current Year Average is applied.

[2] For more information, please see "Value chain estimation, sources of estimation, and outcome uncertainty" on p. 111-112 of this Sustainability Statement.

[3] This excludes the following scope 3 subcategories, which utilize Q4 actuals in FY25: indirect spend and physical audio (category 1), capital goods (category 2), downstream T&D (category 9), and physical audio (category 12). However, other estimates and assumptions are still used in these calculations. For more information, please see "Value chain estimation, sources of estimation, and outcome uncertainty" on p. 111-112 of this Sustainability Statement.

SUSTAINABILITY STATEMENT

For FY25, the Q4 Projections method is used in the emissions calculations for scope 3 category 1 and category 12; the Historical Average method is used in the emissions calculations for scope 3 categories 1 and 4; and the Current Year Average method is used in the emissions calculations for scope 1, scope 2 (location-based), scope 2 (market-based), and scope 3 categories 1, 3, 4, 5, 6, and 12.

Structural changes – such as mergers, acquisitions, and divestments – that occur during the reporting year are reflected in UMG's GHG inventory using actual data, where available. In instances where actual data is not available, UMG estimates emissions data. In 2025, UMG estimated emissions data for the following structural changes: RLM Spain, 8ball Music, Hundred Days Digital, A-Sketch, and Pigeons & Planes.

SUSTAINABILITY STATEMENT

Gross scopes 1, 2, 3 and total GHG emissions (E1-6)[1]

	Retrospective				Milestones and target years	
	2019 (Base Year)[2]	2024	2025	% 2025 / 2024	2032 (Target Year)	Annual % target / 2019
Scope 1 GHG emissions						
Gross scope 1 GHG emissions (tCO_2e)	5,239	1,797	2,436	36	1,865	4.46[3]
Percentage of scope 1 GHG emissions from regulated emission trading schemes (%)	0	0	0	-	-	-
Scope 2 GHG emissions						
Gross location-based scope 2 GHG emissions (tCO_2e)[4]	8,727	8,816	7,819	-11	-	-
Gross market-based scope 2 GHG emissions (tCO_2e)	7,378	6,467	5,870	-9	2,945	4.46[3]
Significant scope 3 GHG emissions						
Total gross indirect (scope 3) GHG emissions (tCO_2e)[5]	594,118	562,805	548,753	-2	-	-
1 Purchased goods and services	383,935	363,629	387,574	7	-	-
2 Capital goods	37,425	32,153	28,695	-11	-	-
3 Fuel and energy-related activities (not included in scope 1 or scope 2)	3,246	2,789	2,632	-6	-	-
4 Upstream transportation and distribution	43,363	73,305	56,111	-23	-	-
5 Waste generated in operations	236	556	470	-15	-	-
6 Business travel	70,214	50,967	36,184	-29	-	-
7 Employee commuting	9,893	5,823	6,259	7	-	-
9 Downstream transportation and distribution	1,380	5,797	4,548	-22	-	-
12 End-of-life treatment of sold products	3,630	7,227	7,502	4	-	-
14 Franchises	23,207	6,052	2,777	-54	-	-
15 Investments	17,589	14,507	16,000	10	-	-
Total GHG emissions[6]						
Total GHG emissions (location-based) (tCO_2e)	608,084	573,418	559,008	-3	-	-
Total GHG emissions (market-based) (tCO_2e)	606,735	571,069	557,059	-2	-	-

1 Due to rounding, amounts may not add up precisely to the totals provided.
2 We recalculated emissions for our 2019 base year to enable comparability between prior years and the current reporting period. For more information, see "Revisions and recalculations of previous environmental metrics" on p. 112 of this Sustainability Statement. The resulting differences as compared to the same metrics in our 2024 Annual Report is 56,351 tCO_2e for each of Total GHG emissions (location-based) and Total GHG emissions (market-based).
3 UMG's target is to reduce absolute scope 1 and 2 GHG emissions 58% by 2032 from a 2019 base year; the annual reduction rate required to achieve this target is 4.46%.
4 UMG does not have a target covering scope 2 location-based emissions; therefore, there is no data in the 'Milestones and target years' columns.
5 UMG does not have an absolute scope 3 target; therefore, there is no data in the 'Milestones and target years' columns. See "Science-based targets progress" for relevant data on UMG's science-based scope 3 intensity target.
6 UMG does not have a target covering total GHG emissions; therefore, there is no data in the 'Milestones and target years' columns.

SUSTAINABILITY STATEMENT

Scope 1 and 2 GHG emissions breakdown[1]

	2024	2025
Scope 1 GHG emissions	1,797	2,436
Mobile sources (tCO_2e)	1,058	965
Stationary sources (tCO_2e)	739	1,470
Of which refrigerants	35	546
Of which domestic fuel oil	1	249
Of which natural gas	703	675
Scope 2 GHG emissions (location-based)	8,816	7,819
Electricity (tCO_2e)	7,620	6,901
Steam/imported heat (tCO_2e)	1,196	916
Urban cooling (tCO_2e)	–	2
Scope 2 GHG emissions (market-based)	6,467	5,870
Electricity (tCO_2e)	5,271	4,952
Steam/imported heat (tCO_2e)	1,196	916
Urban cooling (tCO_2e)	–	2

1 In 2025, UMG included two new sources in our scope 2 emissions – the consumption of electricity from electric vehicles and urban cooling. Additionally, UMG estimated emissions for five residential properties in 2025 and allocated emissions to scope 2 in the absence of actual data.

GHG emissions per net revenue (E1-6)[1]

Metric	2024[2]	2025
Total GHG emissions (location-based) per net revenue (tCO_2e/million EUR)	48.5	44.7
Total GHG emissions (market-based) per net revenue (tCO_2e/million EUR)	48.3	44.5

1 See "Consolidated Statement of Profit or Loss" in the Board report.
2 We enhanced our calculation methodology for 2024 for several Scope 3 categories, resulting in differences as compared to the same metrics in our 2024 Annual Report. For more information, see "Revisions and recalculations of previous environmental metrics" on p. 112 of this Sustainability Statement.

Case 5:24-cv-03811-EKL Document 878-57 Filed 09/22/26 Page 156 of 296 PageID #: 129542

Social information

Own workforce (S1)

Attraction and retention of employees

UMG is powered by the talents of our people. We recognize that our ability to attract and retain talented employees with a wide range of skill sets and perspectives is closely tied to our business model, particularly to the extent that attracting and retaining talented employees can enhance our ability to attract and retain artists. The management and advancement of our employees' wellbeing, development, compensation and benefits, and engagement strengthen our workforce by attracting and retaining top talent at all levels.

Policies related to our workforce (S1-1)

Code of Conduct and Whistleblowing Policy

UMG's Code of Conduct, implemented by our Chief Compliance Officer, is applicable to every person conducting business for UMG, including employees, interns, officers, members of the Board, and third parties such as consultants, independent contractors, and company advisors or representatives. Relevant aspects of our Code of Conduct are described further below.

To achieve the standards set out in our Code of Conduct, our Board adopted a standalone Whistleblowing Policy, implemented by our Chief Compliance Officer. The purpose of our Whistleblowing Policy, discussed further below, is to encourage all employees and other stakeholders (e.g. shareholders, suppliers, and customers) to report genuine concerns or complaints about unethical behavior, malpractices, illegal acts or failure to comply with regulatory requirements without fear of reprisal should they act in good faith when reporting such concerns or complaints.

Human rights commitments

At UMG, we believe that respecting human rights is essential to fostering a workplace where individuals can thrive creatively and professionally. UMG's Code of Conduct prohibits harassment, discrimination, violence, child labor, slavery, human trafficking, and unsafe working conditions. These values are reflected across our operations and we only conduct business with partners, suppliers, and customers who share our commitment to protecting human rights. We also empower employees to speak up if they witness or suspect any human rights violations. Our Code of Conduct is consistent with the United Nations Guiding Principles on Business and Human Rights.

Our Code of Conduct also covers our approach to workplace safety, security and the health of our employees, as well as procedures to help us to create a safe work environment.

Anti-discrimination and inclusion

Our Code of Conduct encourages an inclusive environment that promotes individual expression, creativity, innovation, and achievement and emphasizes that within UMG diverse backgrounds and skills are valued as well as individual differences in race, ethnicity, gender or gender identity, sexual orientation, disability, religious affiliation, age, experience, and thought.

Our Board has also adopted a separate diversity and inclusion policy (the D&I Policy) as per articles 2:142b and 2:166 of the Dutch Civil Code and best practice provision 2.1.5 of the Code, laying down the elements of a diverse and inclusive composition of the Board and senior management as well as appropriate and ambitious aspirations in this respect. The D&I Policy is detailed in the Corporate Governance section of the Board report.

Processes for engaging with own workforce and workers' representatives about impacts (S1-2)

UMG maintains a dedicated Employee Listening program. Employee Listening is how we pass the mic to hear thoughts and opinions on the employee experience at UMG. Our strategy consists of a series of surveys that follow the employee lifecycle to measure each employee's individual experience, and company-wide surveys to pulse where we are in meeting our objectives. The Strategy, Insights & Planning Team, within our PIC department under the oversight of our Executive Vice President, Chief People and Inclusion Officer, is responsible for our workforce surveys. In the U.S., Korea, and Southeast Asia, with a planned global expansion in coming years, we continuously run Lifecycle

Case 5:24-cv-03811-EKL Document 478-57 Filed 09/22/26 Page 151 of 296 PageID #: 129543

SUSTAINABILITY STATEMENT

Surveys (first week new hire, 90-day new hire, and exit surveys) to capture key information along the employee journey. Globally, we run engagement or pulse surveys on an as-needed basis to measure progress on our objectives. Additionally, our labels leverage our Strategy, Insights & Planning team to gather enterprise and label-specific insights.

As described in this Sustainability Statement, we also directly consult our employees as part of our DMA process and ongoing employee engagement. See "Description of the process to identify and assess material impacts, risks, and opportunities (IRO-1)" and "Interests and views of stakeholders (SBM-2)" in ESRS 2 General information for more information.

Processes to remediate negative impacts and channels for own workers to raise concerns (S1-3)

UMG addresses material negative impacts on our own workforce through a global framework overseen by the Compliance and PIC departments using a multi-pronged approach and consistent with local laws: (1) training and guidance to our workforce as to their rights and obligations while working at UMG; (2) multiple channels to raise questions, needs, concerns, or allegations of impropriety; (3) a system to investigate any allegations requiring review; (4) prohibition against retaliation for raising good faith concerns; and (5) periodic assessments to ensure the processes are effective. Any material negative impacts to UMG's own workforce are also addressed within the Company's internal Ethics and Compliance Committee and, where appropriate, raised to UMG's Board.

As set forth in our Code of Conduct and Whistleblowing Policy, UMG provides multiple channels for our workforce and anyone conducting business for UMG to raise questions or voice concerns. They can also address their needs and concerns through direct communication with their supervisor or department leadership or by contacting the PIC department, legal counsel, General Counsel or Chief Compliance Officer and through our Global Compliance and Ethics hotline (the “Hotline”). The Hotline, supported by a third-party provider, permits employees to raise concerns 24 hours a day, seven days a week via telephone or the internet. Additionally, such concerns may be made anonymously where permitted by local law.

UMG's grievance and complaint mechanisms are described in our Code of Conduct, Whistleblowing Policy, and territory-specific grievance procedures as may be required by local law. UMG takes each report of suspected violations seriously, regardless of how the matter is disclosed to the Company. Pursuant to our Code of Conduct, all reports of misconduct must be investigated promptly, thoroughly, and objectively. Depending on the nature of the complaint, UMG determines how the complaint should be investigated, considering such factors as whether the investigation should be conducted internally or using external resources, whether forensic expertise will be required, and potential language barriers. Complaints are communicated to appropriate internal parties on a need-to-know basis, whether to select executives in the region where the report originated, the Ethics Committee or the Board. Confidentiality is maintained to the fullest extent possible and as required by applicable local laws. Upon conclusion of an investigation, if misconduct is found, UMG administers appropriate discipline to those involved, consistent with local laws. Our Whistleblowing Policy prohibits retaliation against anyone who reports a concern in good faith.

UMG seeks to ensure that our workforce is aware of the multiple channels to ask questions and report concerns by: (1) issuing our Code of Conduct and Whistleblowing Policy to all employees globally every year and confirming the acknowledgement and understanding of these policies by each employee; (2) including the methods by which employees can ask questions/report concerns in all global training courses; (3) emailing information regarding the Hotline to all employees; and (4) conducting workforce surveys, which include issues related to knowledge of the reporting channels and likelihood of use of the channels.

Taking action on material impacts on own workforce, and approaches to mitigating material risks and pursuing material opportunities related to own workforce, and effectiveness of those actions (S1-4)

Cultivating work environments that are welcoming, inclusive, free of discrimination, and that promote a diversity of perspectives and backgrounds can increase our resilience as a company as well as the creativity behind our products and services.

SUSTAINABILITY STATEMENT

In 2025, we continued to act on this belief through continued investment in our talent and by working to cultivate a culture of belonging. In addition to the actions described below, please see p. 65 of the Board report for further information regarding our actions on this topic.

Internally, our Employee Resource Groups (ERGs) continue to provide a platform for employees to network, share experiences, and influence employee programming. All employees are encouraged to become members and participate. Our ERGs include:

- BLACK LABEL: Fosters community and cultivates leaders at UMG, while celebrating Black culture across the music industry.
- CULTURA: Celebrates the diversity and unity of Latinx and Hispanic people by promoting cultural awareness, supporting Latinx communities, and empowering current and future Latinx and Hispanic leaders at UMG.
- PRISM: Cultivates a space to build community and celebrate LGBTQ+ identifying individuals and allies within UMG and across the music industry.
- UTOPIAA: Provides a community and platform for employees that identify as Asian American & Pacific Islander (AAPI) and their allies.
- WOMEN'S NETWORK: Serves to advance the position of women in the music industry by providing a support system that allows members to express themselves and realize their goals – both professional and personal.
- JEWISH HERITAGE: Provides a space where employees can connect, share stories, and celebrate the richness of Jewish history, culture, and traditions.

To attract the next generation of talent, UMG continues to host internship programs for students across a variety of institutions. To continue to foster talent throughout all career stages, UMG maintains various training programs throughout the employee lifecycle. Our "The 6" series of development programs aims to equip employees with essential skills for career growth and effective team management, such as team development, cross-functional collaboration, communication, and productivity. In 2025, we conducted training programs tailored to cohorts of team members, people managers, director-level leaders, and senior-level leaders, respectively. UMG also maintains a global job architecture project, launched in 2023, to standardize career leveling and remuneration, addressing concerns related to compensation disparities, and supporting retention.

As further described in the Corporate Governance section of the Board report, UMG supports equitable pay practices by conducting pay equity studies, and through the implementation of our global job architecture, in which individual pay reflects experience, skillset, performance against goals, and scope of responsibilities, but does not differentiate on the basis of protected characteristics.

Globally, our employee benefits continue to be suited for the diverse needs of our workforce and support a company-wide culture of physical health, mental health awareness, and overall wellbeing. In addition to competitive compensation structures, our total rewards program is central to our strategy for enhancing our appeal as an employer and creating a positive, healthy workplace. While specific benefits vary by region, in the United States, for instance, UMG's medical plans provide unlimited access to mental health services at no cost when using in-network providers; include comprehensive family programs and supports women's health through targeted benefits; include 12 weeks of paid family leave time to care for loved ones; and cover travel for employees and eligible dependents for fertility-related medical care.

Targets related to managing material negative impacts, advancing positive impacts, and managing material risks and opportunities (S1-5)

As enshrined in our D&I policy, we are committed to improving the gender diversity among our senior managers and to promoting diversity and inclusion in the boardroom. Our specific aspirations pertaining to these commitments, which were developed with input from our senior management and unanimously approved by our Board, are discussed in further detail in the Corporate Governance section of the Board report.

Methodology (S1-6, S1-9, S1-16)

The reporting scope covers all UMG employees and data is collected from our global human resource platform. For the calculations of pay gap and annual total remuneration ratio, data is also collected

SUSTAINABILITY STATEMENT

from our local payroll systems. UMG defines an "employee" as an individual who (i) works for UMG and (ii) is in a contractual relationship with UMG.

Headcount-related indicators are expressed in number of employees as of December 31, 2025. Headcount by gender is based on the gender indicated by employees in our global human resource platform. Employees that selected they prefer not to disclose their gender are reported under 'other'. Employees that did not select a gender are reported under 'not reported'.

For the employee turnover calculation, the numerator of the rate is the aggregate of the number of employees who leave voluntarily or due to dismissal, retirement, or death in service. The denominator of the rate is the total number of employees during the reporting period.

Top management comprises: (i) the executive directors of the Board, including the Chairman and CEO, (ii) the Chairman and CEO's direct reports who lead a label or business or with a primary function, (iii) for other key labels or businesses, their leaders and in some instances, certain of their direct reports, and (iv) key large function leaders.

The pay gap is calculated using the following formula: (Average gross hourly pay level of male employees – average gross hourly pay of female employees) / Average gross hourly pay level of male employees) x 100.

The annual total remuneration ratio is calculated using the following formula: Annual total remuneration of the highest paid individual / Median employee annual total remuneration (excluding the highest paid individual). The Company's calculation of the annual total remuneration ratio is exclusive of certain component information, in accordance with ESRS 1, section 7.7 as well as the CSRD's permitted omissions of information (CSRD, Article 19a and Article 29a).

Subject to the above, the pay gap and annual total remuneration ratio calculations include the following:

1. Base salary, which is the sum of guaranteed, short-term, and non-variable cash compensation;
2. Benefits in cash, which is the sum of the base salary and cash allowances, bonuses, commissions, cash profit-sharing, and other forms of variable cash payments; and
3. Direct remuneration, which is the sum of benefits in cash, and total fair value of all annual long-term incentives.

As we are early in our journey of collecting and analyzing this information, we have not developed targets relating to pay gap or the annual total remuneration ratio.

SUSTAINABILITY STATEMENT

Employee headcount by gender (S1-6)

Gender	Number of employees (headcount)	
	2024	2025
Male	4,955	4,961
Female	5,370	5,566
Other	6	4
Not reported	15	64
Total employees	10,346	10,595

Employee headcount by country (S1-6)

Country	Number of employees (headcount)	
	2024	2025
United States	3,512	3,533
United Kingdom	1,562	1,653
Other countries	5,272	5,409
Total employees	10,346	10,595

Pursuant to ESRS S1-6 50(a), employee headcount breakdowns are reported by country for countries in which UMG has 50 or more employees representing at least 10% of our total number of employees

Employee headcount by geographical area (SBM-1)

Geographical area	Number of employees (headcount)	
	2024	2025
APAC	1,504	1,629
EMEA	4,512	4,571
LATAM & Iberia	615	662
North America	3,715	3,733
Total employees	10,346	10,595

Pursuant to ESRS SBM-1 40(a) iii, employee headcount breakdowns are reported by geographical area.

Employees by contract type, broken down by gender (S1-6)

Contract type	Female		Male		Other		Not reported		Total	
	2024	2025	2024	2025	2024	2025	2024	2025	2024	2025
Permanent employees	4,918	5,052	4,703	4,697	6	4	9	38	9,636	9,791
Temporary employees	452	514	252	264	–	–	6	26	710	804
Total employees	5,370	5,566	4,955	4,961	6	4	15	64	10,346	10,595

SUSTAINABILITY STATEMENT

Employee turnover (S1-6)

Turnover rate by type	2024	2025
All employees	22%	16%
Permanent employees	17%	12%
Voluntary turnover	9%	7%

The total number of departures declined from 2,265 in 2024 to 1,702 in 2025.

"Voluntary turnover" refers to employees who initiated termination of employment with UMG. Of the above indicators, only turnover of all employees is required by the ESRS.

Employee headcount by age group (S1-9)

Age group	2024	2025
Under 30 years old	2,450	2,466
30-50 years old	5,553	5,699
Over 50 years old	2,313	2,366
Not reported	30	64
Total employees	10,346	10,595

Remuneration metrics (S1-16)

In 2025, UMG's pay gap was 47.96%, compared to 44.68% in 2024. In 2025, UMG's annual total remuneration ratio was a factor of 764.38, compared to 720.59 in 2024.[1] In any given year, executives may receive non-standard compensation changes, including changes relating to LTIP maturity payments or other non-recurring payments, resulting in a high degree of variance of these metrics from year to year.

For additional information on UMG's remuneration, including remuneration policies, key remuneration elements and approach to the remuneration for 2025, and remuneration and company performance development, see our Remuneration Report.

Attraction and retention of artists

Artists are at the core of our business. Our traditional full-service A&R approach, portfolio of world-renowned labels, diversity of genres, and robust content and copyright protection measures drive long-term value for our artists and increase their commercial success, consumer base, and longevity potential. This topic impacts our direct operations as well as stakeholders across our value chain, especially our artists, fans, and the creative community.

UMG's competitive position is dependent on identifying, attracting, signing and retaining recording artists and songwriters who are or will become commercially successful, who have long-term potential, whose music is well received, whose subsequent music is demanded by consumers, and whose music will continue to generate sales as part of its catalog for years to come. Our approach to managing the risks associated with this topic are addressed in the Risk and Risk Management section of the Board report.

We believe that by attracting, retaining, and supporting talented artists, we can drive socioeconomic benefits throughout our own operations, value chain, and industry, and enhance the operational stability, well-being, and creative output for artists.

[1] The Company's calculation of the annual total remuneration ratio is exclusive of certain component information, in accordance with ESRS 1, section 7.7 as well as the CSRD's permitted omissions of information (CSRD, Article 19a and Article 29a). For more information, see "Methodology (S1-6, S1-9, S1-16)".

SUSTAINABILITY STATEMENT

Key actions

Several elements, discussed in further detail in the Strategy section of the Board report, form the core of this effort and present positive actual or potential impacts and financial opportunities.
In addition, the following represent key actions we have taken, and continue to take, to drive our positive impacts and realize our financial opportunities:

- Streaming model and social media solutions
  We continue to explore artist-centric principles and solutions with streaming and social platforms including Deezer, Spotify, Tidal, TikTok, YouTube, Meta, SoundCloud, and Snap. Through the collaborative efforts below, we seek to ensure fair compensation, among other benefits. Aspects of these actions are further discussed in the "Intellectual property, piracy, and content protection" section of this report.
  - Reward Real Artists: Find ways to better reward artists whose content drives value to platforms.
  - Clean Up Clutter: Take steps to limit non-artist noise content, including sounds, functional music, and thirty-second AI tracks that are designed to profit inappropriately from the artist royalty pool.
  - Improving Correct Attribution: Aggressively seek correct attribution so that royalties are directed toward the proper artists at a significant scale.
  - Protect future artists and songwriters: Advocate and fight for AI guardrails that will protect artists, songwriters and their works from future dilution caused by unlicensed generative AI.
- Further advancing global diversification plans and partnerships
  UMG continues to expand its repertoire, reach and capabilities globally, expanding our presence and accelerating our growth in new regions. We partner strategically with leading local labels, artist managers, and entrepreneurial companies to support and boost them with global promotion, distribution, and a full suite of artist services. This allows us to discover new music and artists globally, expanding our catalog and repertoire, and creating opportunities to increase market share.
- Exploring new avenues for monetizing music
  We are actively pursuing opportunities to bring our artists and music to the categories of health and wellness and gaming, partnering with established and growing platforms, and embarking on R&D to not only maximize existing commercial opportunities for our labels and artists, but to identify future opportunities, fan behaviors, and consumption trends. Important to this activity is our commitment to enhance the company's D2C strategy and capabilities.
- Defining and establishing responsible AI
  We have been working across the services landscape, through collaboration and participation with innovative companies like Stability AI, SoundPatrol, KDDI, KLAY vision, SoundLabs, and ProRata AI, while also driving broader industry initiatives like the Human Artistry Campaign and the "Principles for Music Creation with AI", launched in 2024 in collaboration with Roland Corporation.
- Facilitating the connection between artists and fans
  UMG is committed to exploring ways to strengthen and better serve the artist-fan relationship through superfan experiences and products. We have built a robust network of tools and services for UMG artists to build comprehensive global campaigns that will help them reach fans around the world. Superfans, a growing and influential category of music enthusiasts drive increased activity on platforms and through UMG's rapidly growing direct-to-consumer, ecommerce and merchandising businesses, which represent a significant opportunity for UMG to grow authentic engagement between fans and the artists they love.

Our multi-label structure, discussed in the Board report, enables entrepreneurs and encourages artistic diversity. Each of our labels maintains its own approach to, and tracks the effectiveness of, developing, cultivating, and promoting artistic talent. For this reason, UMG does not maintain global policies or targets pertaining to this topic. For more information about developments within this topic during the reporting period, see About UMG and the Introduction and Strategy sections of the Board report.

Case 5:24-cv-03811-EKL Document 178-57 Filed 09/22/26 Page 157 of 296 PageID #: 129549

Governance information

Business conduct (G1)

Management of relationships with suppliers (G1-2)

To support alignment with our business strategy, enhance service, and maximize value to superfans, UMG partners with suppliers who share our vision for a sustainable future. Suppliers are integral to our business and we are dedicated to working alongside our partners to advance sustainability. UMG can make a positive impact by overseeing and actively managing our supply chain to more effectively control our scope 3 emissions, promote product innovation, and promote human rights and local economies, delivering greater value to our stakeholders.

Supplier relationships are managed by business units within UMG. UML manages suppliers for physical audio products – which range from vinyl to CDs and DVDs – and Bravado manages suppliers of merchandise. The UML and Bravado ESG working groups drive progress towards embedding sustainability across UMG's supply chain, as detailed below. For more information on our ESG working groups, see "Sustainability management" in the Corporate Governance section of the Board report.

Key policies

Supplier Social Responsibility Policy

The UMG Supplier Social Responsibility Policy is foundational to our approach. The policy, overseen by our Chief Compliance Officer and SVP, Head of Sustainability, is incorporated into all global manufacturing agreements and sets out specific principles that we expect every supplier to follow across environmental, social, and ethical impact areas as an extension of our own efforts to reduce risk and optimize opportunities throughout our value chain.

The policy is anchored by internationally recognized frameworks, including the UN Guiding Principles on Business and Human Rights, the OECD Guidelines for Multinational Enterprises, the UNESCO Convention on the Protection and Promotion of the Diversity of Cultural Expressions, the Children's Rights and Business Principles established by UNICEF, the UN Global Compact, and Save the Children principles. The policy requires our suppliers to comply with relevant national legal standards and industry benchmark standards relating to stated impact areas, while establishing a pathway for suppliers to implement corrective action when performance falls below provided criteria.

To track the effectiveness of our suppliers' alignment with the Supplier Social Responsibility Policy, UMG embeds controls and measures across various stages of the procurement lifecycle. For example, Bravado requires certain direct suppliers in the US and UK, based on spend and risk, to undergo the Sedex SMETA 2 Pillar Audit (or equivalent), which covers labor standards and health and safety – key risk areas for the apparel manufacturing sector. In 2025, Bravado rolled out more comprehensive requirements, the SMETA 4-Pillar Audit, which includes additional environment and business ethics considerations. Subject suppliers are required to upgrade from 2-pillar to 4-pillar audits upon renewal.

Key actions

Environmental Exhibit and reporting

Bravado and UML are laying the groundwork for deeper supplier engagement through a standardized set of environmental-related terms and conditions set forth in an Environmental Exhibit. We began integrating the Environmental Exhibit into certain physical audio and merchandise manufacturing partner agreements in the US and UK in 2024 and continued its rollout to additional partner agreements in 2025.

The Environmental Exhibit is designed to drive environmental performance across our value chain, particularly in relation to our scope 3 GHG emissions, and enables us to screen and evaluate the environmental performance of new suppliers based on their ability to accept and comply with the provided terms. It is imperative that we engage our supply chain in our decarbonization efforts, as their support will be critical in helping us achieve our GHG reduction targets, which were validated by SBTi in 2023.

SUSTAINABILITY STATEMENT

To support our GHG reduction trajectory, and to enable UMG to measure the extent to which suppliers can serve UMG's broader business strategy and create value for stakeholders, the Environmental Exhibit requires our suppliers to set and validate their own science-based targets within a stated timeline. The Environmental Exhibit also requires suppliers to submit two surveys to UMG on an annual basis. The first of these surveys, the Supplier GHG Survey, collects GHG emissions data (including emissions attributable to UMG). The second survey, the Supplier Sustainability Survey, collects information on current sustainability programs and future plans within key environmental, social, and ethical impact areas.

We leverage survey results to evaluate supplier performance, more effectively track and manage our scope 3 GHG footprint, identify opportunities to scale innovative technologies, partnerships, and processes, and surface potential sustainability-related risks and areas for improvement. Survey insights are synthesized into an annual supplier benchmarking report. Based on report findings, we share additional tools and resources with suppliers, as needed, to help them with their own efforts to enhance their performance in targeted areas. We also invite suppliers to participate in one-on-one meetings to support deeper understanding of our expectations and to provide additional resources.

In 2025, our efforts continued to center on gathering information from and generating awareness among our suppliers. With this as our focus, we have not set specific targets for this topic. We believe that targets can serve as a useful tool to continue our efforts and may adopt them in future years to help us continue to drive progress.

Additional supply chain measures

While the annual surveys tied to our Environmental Exhibit serve to assess supplier sustainability performance, Bravado also evaluates Tier 1 suppliers on a quarterly basis according to product, pricing, and delivery criteria. Bravado leverages results to inform procurement decisions, prioritizing partners that demonstrate expanded product capabilities and innovation.

In 2025, we continued to define targeted, ongoing sustainability strategies for Bravado and UML product development teams. Strategy development is informed by internal and external stakeholder engagement throughout the year. For instance, UMG's 2025 Sustainability Summit, held at East Iris Studios in Nashville, Tennessee, assembled UMG employees, artist managers, key non-profit partners, industry thought leaders, and suppliers to explore sustainability-related advancements across our industry. The event highlighted innovative supply chain developments, including Bravado's *Tees Reborn* initiative, which upcycles obsolete Bravado merchandise into new products at scale.

Intellectual property, piracy, and content protection

Security of content against piracy or theft is a key focus of our business. Technological advances and the conversion of music into digital formats have made it easy to create, transmit and distribute high-quality unauthorized copies of music. In addition, technology to create AI-generated music and images has introduced new challenges for the protection of intellectual property and artist rights. These include intellectual property infringement through the unauthorized reproduction of copyrighted works to train AI technology, which in turn enables the creation of AI-generated works that infringe intellectual property rights and embody unauthorized renditions of artist voices, images and likenesses.

The nature of these risks and our response to them are further discussed in the Risk and Risk Management section of the Board report.

Key policies

UMG's content protection framework, established and implemented by our Content Protection department and overseen by our EVP, Business and Legal Affairs and Head of Litigation, includes five key principles:

- **Defend** - Work with our internal security teams, our labels, and our artists to protect our content at all stages in the release lifecycle to help prevent leaks by implementing best practices.
- **Detect** - Use resources and technology to detect leaks and infringing content on web sites, marketplaces and within social messaging communities.
- **Disrupt** - Work with our trade organizations to cause piracy disruption through intermediary, regulatory and enforcement actions.

SUSTAINABILITY STATEMENT

- **Dismantle** - Work with our trade organizations to pursue civil and / or law enforcement authorities on the enforcement of pirate sites operators and networks.
- **Develop** - Work with our internal teams, artists and labels to provide data and create a landscape in which artists and talent can thrive.

The Content Protection department is responsible for communicating key aspects of the framework to relevant stakeholders.

Key actions

At UMG, we are fully dedicated to protecting the creative works of our artists and songwriters. Beginning in 2002, we were the first major music company to create a Content Protection department, which serves to identify threats and create strategies and workflows to stop them. Steered by our Content Protection team, we engage with internal and external stakeholders to help identify and analyze risks to UMG content, brands, labels, and artists. In collaboration with global trade organizations, our content protection initiatives span several areas:

- Label support
  The Content Protection department is the primary point of contact for labels who require content to be removed from DSPs and aggregators, including copyright infringement, unauthorized remixes, mis-labelled uploads, and non-UMG tracks that have been tagged with a UMG artist. This work helps us to try to ensure that only authorized tracks exist on DSPs and are correctly attributed.
- Pre-release protection
  Releases face the highest level of risk during the pre-release phase, when producers and sound engineers collaborate ahead of production. We advise on security best practices and work with stakeholders, external platforms, and websites to spot and remove leaked content to seek to minimize risks of further unauthorized distribution.
- Post-release protection
  Once content has been released, infringing uploads and posts frequently occur on sites without a license. By identifying and removing these sites, posts, and uploads, we increase each release's value over time. Additionally, as part of this workstream, we identify unlicensed sites that present a commercial opportunity for UMG.
- Emerging markets
  As markets grow in emerging territories, so does the risk of leaks in those regions. We continue to work with our international trade organizations to build content protection strategies and workstreams that support the development of emerging music markets. By removing illegal websites, posts, and uploads, we help direct users within emerging markets to legitimate content sources to enhance their listening experience and protect UMG revenue streams. In 2025, we continued to prioritize action in this area by establishing a Vietnam-based team dedicated to 24/7 coverage against infringement of the rights of our labels, artists and creators.
- Mobile applications
  We have a dedicated team focused on mobile app piracy that works alongside our trade organizations to detect and remove infringing applications and content globally across all major application stores. We treat mobile application piracy as one of our priority initiatives and have established working groups to coordinate resources and enforce against infringers in this area.
- Merchandising
  Due to its popularity and affiliation with UMG artists, Bravado merchandise is often counterfeited or impersonated. Our Content Protection team works closely with Bravado to remove infringing products from major online marketplaces and retailers. In addition to our merchandise protection, we also protect our brands and artist likenesses from being used without authorization within digital environments.
- UMPG
  Content Protection supports UMPG by removing unauthorized covers, masters, and live recordings - as well as infringing uses of our publishing rights. Supporting UMPG directly ensures that we can remove unauthorized content quickly and avoid duplication.

We have developed specialized workflows to remove unauthorized posts and have built bespoke software to collect release information and project rulesets globally, thereby maximizing our labels' marketing and promotional efforts and preserving the integrity of our artists' creations and their ability to connect with fans authentically.

SUSTAINABILITY STATEMENT

We work with law enforcement to stem the flow of criminal physical and digital piracy by assisting with witness statements and providing training to help to ensure that they are fully aware of new trends and investigative techniques in digital piracy.

In 2025, we established a dedicated Fraud Prevention team focused on investigating stream manipulation and copyright infringement. We continue to work with our licensed service partners to share intelligence and introduce workflows to counter the threat of streaming fraud. We continue to work with vendors that use sophisticated systems to identify falsely labelled tracks to ensure that our legitimate artist and label receive both credit and revenue for their works. We also have an internal cross-functional task force established to combat this activity.

We use multiple datapoints to inform our content protection strategies. In partnership with the Global Security Office, the Content Protection team maintains a database of all of UMG's criminal referrals. Our trade organizations also maintain investigative databases that allow us to track repeat threats to UMGs artists and labels. We measure "takedown" requests—that is, the formal notice of legal process to remove an unauthorized track—across various licensed platforms through internal business intelligence systems that are automatically populated based on takedown requests, regardless of whether we issue these requests directly to platforms or indirectly through our trade organizations. To inform our content protection strategies with respect to physical piracy, we track the number and estimated value of seizures of counterfeit and unauthorized physical products.

Content protection is part of our business-as-usual approach and ongoing daily operations. As such, UMG does not have time-bound targets with respect to this topic. For more information on UMG's approach to this topic, see p. 41-43 and p. 43-45 in the Strategy section of the Board report.

Privacy and cybersecurity

UMG maintains the trust of our artists and partners through the ethical and compliant collection, use, and sharing of data. Technology, security, and compliance teams work to continuously improve processes and technologies to minimize risk and optimize UMG's use of data and technology.

The nature of our risks relating to privacy and cybersecurity, and our response to them, are further discussed in the Risk and Risk Management section of the Board report.

Key policies

Our publicly available Code of Conduct, implemented by our Chief Compliance Officer, applies to every person conducting business for UMG, including employees, interns, officers, members of the board of directors, and third parties such as consultants, independent contractors, and company advisors or representatives. Our Code of Conduct outlines best practices and acceptable behavior with respect to data privacy and cybersecurity matters, including the responsible protection of confidential information and the responsible use of information and communication systems.

In addition, UMG employs a wide variety of tools and services to ensure the integrity and security of our critical assets which are supported by a number of policies and procedures that cover topics including cloud security, business continuity, vulnerability management, and security incident response, among others. Our Chief Security Officer is responsible for the implementation of these policies.

All policies and procedures are reviewed and updated as needed on a regular basis.

Key actions

To uphold stakeholder trust and comply with privacy and cybersecurity regulations, UMG maintains a global data protection compliance program via its Privacy Office which includes governance and data management processes, data subject rights processes, privacy disclosures, employee training, cross-border transfer agreements, supplier contract terms, internal audit procedures and incident response processes. UMG's Global Security Office (GSO) is responsible for company-wide cybersecurity policies, described above, as well as standards development, cybersecurity education (including a minimum of 28 annual phishing simulation trainings and other security trainings) and compliance monitoring. The GSO has developed a mature cybersecurity program that encompasses aggressive vulnerability management, centralized log collect, use of a 24x7 managed security service

SUSTAINABILITY STATEMENT

provider, a robust security incident response process, regular penetration testing and extensive use of threat management and threat hunting teams.

Cybersecurity is a part of our business-as-usual approach and ongoing daily operations. As such, UMG does not have time-bound targets with respect to this topic. As of the date of this Annual Report, we have not identified any breaches of cybersecurity or related risk threats that have a financially material impact on our business.

Non-Executive Directors' Report

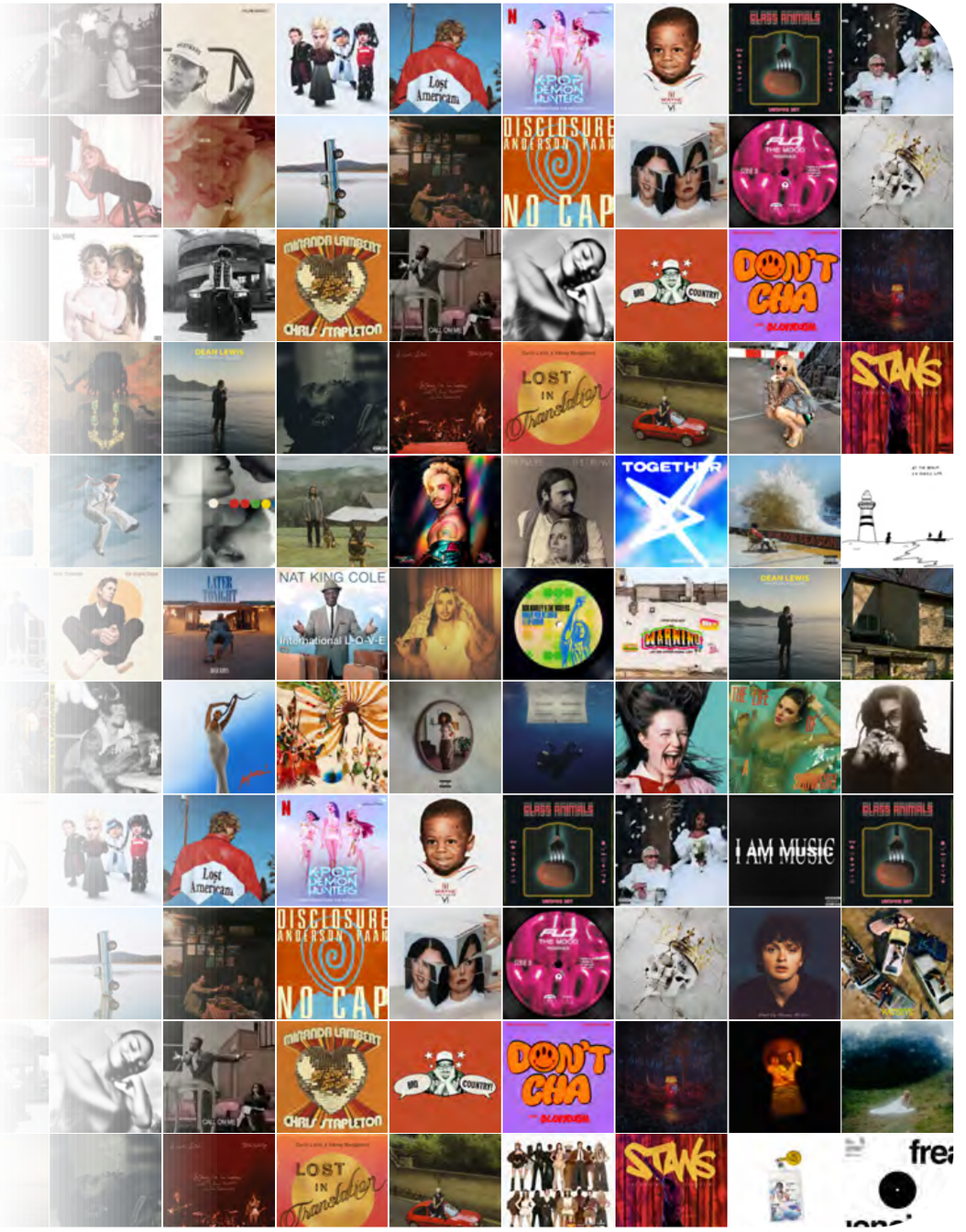

UNIVERSAL

UNIVERSAL MUSIC GROUP

Case 5:24-cv-03811-EKL Document 279-57 Filed 09/22/26 Page 163 of 296 PageID #: 129555

NON-EXECUTIVE DIRECTORS' REPORT

As the Non-Executive Directors, we are responsible for supervising the Executive Directors' policy and performance of duties and the Company's general course of affairs and business, and rendering advice and direction to the Executive Directors. In performing our duties, we are guided by the Company's corporate interests, which extend to the interests of all of the Company's stakeholders, including the Shareholders and the Company's creditors, customers and employees.

Composition

The Board has a one-tier board structure and currently consists of two Executive Directors and nine Non-Executive Directors:

Name	Function
Sir Lucian Grainge	Executive Director, Chairman and Chief Executive Officer
Vincent Vallejo	Executive Director, Deputy Chief Executive Officer, Corporate
Sherry Lansing	Non-Executive Director, Chairman of the Board
Margaret Frerejean-Taittinger	Non-Executive Director, Vice-Chairman of the Board
Cathia Lawson-Hall	Non-Executive Director
Eric Sprunk	Non-Executive Director
Haim Saban	Non-Executive Director
James Mitchell	Non-Executive Director
Luc van Os	Non-Executive Director
Mandy Ginsberg	Non-Executive Director
Nicole Avant	Non-Executive Director

None of the Non-Executive Directors represents the Company's employees and other workers.

Diversity and inclusion

The elements of a diverse and inclusive composition of the Board as well as appropriate and ambitious aspirations in this respect are laid down in the D&I Policy as per articles 2:142b and 2:166 of the Dutch Civil Code and best practice provision 2.1.5 of the Code. In accordance with the D&I Policy, the Non-Executive Directors are committed to promoting diversity and inclusion in the boardroom and to ensuring that all Non-Executive Directors are able to contribute to Board discussions.

They furthermore have the aspiration:

- to improve or safeguard gender diversity among the Non-Executive Directors, such that at least one third of the Non-Executive Directors is female and at least one third of the Non-Executive Directors is male, thereby at all times taking into account the Dutch statutory gender diversity requirement with regards to the Non-Executive Directors.
- to improve or safeguard diversity with regards to age, nationality, ethnicity and cultural or other background, as well as to create and maintain a variation in expertise, experience, competencies, other personal qualities and perspectives among the Non-Executive Directors.

The Non-Executive Directors are further committed to considering candidates for Non-Executive Director positions from a wide pool, including candidates with no prior publicly listed company board level experience.

The elements as laid down in the D&I Policy with respect to the composition of the Board are all important drivers in the selection procedure and will all be considered when identifying a candidate for a Non-Executive Director position. However, when identifying a candidate, the qualifications of such candidate and the requirements for the Non-Executive Director position shall in principle always prevail.

The Non-Executive Directors considered that their composition as at December 31, 2025 was diverse and with women representing 56% of the Non-Executive Directors, also in line with the gender diversity aspiration included in the D&I Policy, as well as with the gender diversity requirement

NON-EXECUTIVE DIRECTORS' REPORT

included in Dutch law. Among the Non-Executive Directors, there were six nationalities (American, British, Dutch, French, Israeli and Togolese) and age ranged between 40 and 81.

Independence

The Non-Executive Directors endorse the principle that their composition shall be such that they are able to operate independently and critically vis-à-vis one another, the Executive Directors and any particular interests involved.

Given the shareholder base of the Company, the Non-Executive Directors are of the opinion that, in the context of preserving the continuity of UMG and ensuring a focus on sustainable long-term value creation, it is in the Company's corporate interests and in the interests of the Company's stakeholders that among the Non-Executive Directors, there are persons who represent a (group of affiliated) substantial shareholder(s), even if those persons are considered non-independent within the meaning of best practice provision 2.1.8 of the Code.

As set out in the Corporate Governance section under "The Board--Independence", best practice provision 2.1.8 of the Code states that a Non-Executive Director shall not be considered independent if such Non-Executive Director, among others, (i) is a member of the management (or executive) board or supervisory (or non-executive) board – or is a representative in some other way – of a legal entity which holds at least 10% of the issued share capital of the Company, or (ii) has been an Executive Director in the five years prior to his or her appointment.

As at December 31, 2025, two out of nine Non-Executive Directors were considered non-independent on the basis of being persons who represent a (group of affiliated) substantial shareholder(s), being:

- Cathia Lawson-Hall, who is a member of the supervisory board of Vivendi which holds approximately 10% of the issued share capital of the Company; and
- James Mitchell, who is a representative of Tencent Holdings which (indirectly through two of its subsidiaries) holds approximately 11.45% of the issued share capital of the Company.

Although as at December 31, 2025, two out of nine Non-Executive Directors (one of whom is the same as above) were former statutory managing directors of (a predecessor of) the Company, being:

- James Mitchell, in the period from February 26, 2021 until September 20, 2021; and
- Luc van Os, in the period from December 4, 2020 until September 20, 2021,

the Company did not consider them non-independent on the basis of being former Executive Directors given the short period during which they were appointed as statutory managing directors of (a predecessor of) the Company prior to, and primarily in preparation for, the Listing, while the Company performed no operational activities. For the avoidance of doubt, and as set out in the preceding paragraph, James Mitchell was nonetheless considered non-independent on the basis of being a person who represents a (group of affiliated) substantial shareholder(s).

	As at December 31, 2025 Non-Executive Directors
Independent	7
Non-Independent	2
Total	9
% Independent	78
% Non-Independent	22

Accordingly, as at December 31, 2025, two out of nine Non-Executive Directors were considered non-independent, being Cathia Lawson-Hall and James Mitchell. However, the other seven Non-Executive Directors, who were (and continue to be) independent, including the Chairman of the Board, were comfortable that those two non-independent Non-Executive Directors were nonetheless able to act independently and critically, and all of the Non-Executive Directors were of the opinion that the independence requirements referred to in best practice provision 2.1.10 of the Code were fulfilled.

Case 5:24-cv-03811-EKL Document 179-57 Filed 09/22/26 Page 165 of 296 PageID #: 129557

NON-EXECUTIVE DIRECTORS' REPORT

Remuneration

On May 16, 2024, the General Meeting adopted the revised remuneration policy for the Non-Executive Directors, pursuant to which the Non-Executive Directors are entitled to receive part of their remuneration in the form of restricted share units (RSUs). The remuneration of the Non-Executive Directors shall be determined by the Board with due observance of the remuneration policy for the Non-Executive Directors. The remuneration policy for the Non-Executive Directors is available on the investor relations part of the UMG website. In the Remuneration Report, details of the individual remuneration of the Non-Executive Directors are set out.

Board meetings and activities

Meetings

In 2025, the Board held ten meetings, four of which were in-person meetings and six of which took place via video calls. The meetings were attended by both the Executive Directors and the Non-Executive Directors as well as by several corporate and other senior executives, as appropriate.

Among the items discussed were (i) the Annual Report, the semi-annual financial report, the quarterly results and the accompanying press releases, (ii) the external auditor's findings and audit report, (iii) the external auditor's engagement to audit the financial statements and audit plan, (iv) the external auditor's engagement to provide (limited) assurance on the sustainability reporting, (v) the reappointment of the external auditor for the financial years 2026 and 2027, which reappointment must be submitted for approval at the annual General Meeting to be held in 2026, (vi) the (final and interim) dividend proposals, (vii) the annual budget and business plan, (viii) the Company's financing, including the entering into of a USD 500 million bilateral revolving credit facility and a tap issuance of EUR 300 million under the Company's 3.75% senior notes due June 30, 2032, (ix) (the progress made on) the internal audit and internal control plans, (x) the remuneration of the Executive Directors, including the payout scales under the 2024 short-term and 2022-2024 long-term incentive plans and the selection of appropriate performance metrics and targets for the 2025 short-term and 2025-2027 long-term incentive plans, (xi) the revision of the remuneration policy for the Executive Directors, which revision was adopted at the annual General Meeting held on May 14, 2025, (xii) the introduction of the Executive Director stock ownership policy, (xiii) the implementation of the 2022 UMG Global Equity Plan, (xiv) the nomination for the reappointment of Vincent Vallejo as Executive Director at the annual General Meeting held on May 14, 2025, (xv) the nomination for the reappointment of Sherry Lansing, Haim Saban and Luc van Os as Non-Executive Directors at the annual General Meeting held on May 14, 2025, (xvi) (the results and feedback of the Board evaluation assessing) the functioning of the Board, the various Board committees and the individual Directors, (xvii) strategy updates, (xviii) business updates, including on milestone accomplishments of UMG artists and their relationships with the Company, (xix) sustainability updates, (xx) any significant transactions, including on the progress made on the regulatory approval process for the Downtown acquisition and the Company's work resulting from Pershing Square's exercise of its right to request an offering and secondary listing in the United States of America under the registration rights agreement between Pershing Square and the Company and (xxi) any related party transactions, including the delivery of the Initial Notice by Tencent Holdings under the Greater China option agreement.

Sustainable long-term value creation

The Board, who is responsible for developing a view on sustainable long-term value creation by the Company and for formulating a strategy, as well as specific objectives in line with this view, has on numerous occasions discussed the Company's strategy. In particular, the Board discussed, at several of its meetings, the Company's views for Streaming 2.0, including the first major Streaming 2.0 deals with certain DSPs, such as Amazon, Spotify and YouTube, the further roll-out of its artist-centric model with partner platforms adopting principles that are expected to transform the way in which artists are compensated for their content, its initiatives to unlock superfan monetization through innovative new products and experiences that are expected to deepen the artist-fan engagement, its response to the opportunities and risks of (generative) artificial intelligence, including with respect to content protection, and its high-potential markets strategy. The Board also spent two full days at the Company's operational headquarters in Santa Monica, United States of America, including to spend time with some of UMG's senior executives to hear more about their vision for the music business and UMG as a whole. In addition, the Board is responsible for approving the annual budget as well as any transaction with a value in excess of €300,000,000.

NON-EXECUTIVE DIRECTORS' REPORT

Education

Each time a new Non-Executive Director is appointed to the Board by the General Meeting, such Non-Executive Director is required to follow an induction program geared to his or her role and aimed at addressing any gaps in his or her knowledge. Such program typically covers general financial, social and legal affairs, financial and sustainability reporting, aspects that are unique to the Company, and the responsibilities of a non-executive director of a Dutch publicly listed company. Further Non-Executive Director educational needs are identified as part of the Board evaluation. In 2025, as their first RSUs were going to vest, the Non-Executive Directors received an extensive training on applicable trading restrictions and notification obligations.

Board evaluation

In the fourth quarter of 2025 and the first quarter of 2026, at the initiative of the Nomination Committee, the Board undertook a comprehensive Board evaluation, assessing the effectiveness of the Board, the Board committees and the individual Directors. As part of the process, each Director completed an anonymous structured questionnaire, covering critical areas such as composition, governance, culture, leadership and strategy. To complement the questionnaire, Directors were also invited to provide qualitative comments and observations. The key insights from the Board evaluation were first discussed during an executive session of the Nomination Committee at the end of 2025. These insights were then, where relevant, shared with the chairs of the Board committees, and consequently presented and discussed during an executive session of the full Board in the first quarter of 2026. The Board evaluation concluded that the Board had made clear and meaningful progress and highlighted positive trends in, among others, the functioning of the Board committees and the information flow, enabling a more constructive debate and greater engagement. Based on the results and feedback, the Board committed to continuous growth, identifying targeted actions to further improve the effectiveness of the Board.

NON-EXECUTIVE DIRECTORS' REPORT

Share positions

According to the AFM register, as at December 31, 2025, the Executive Directors and Non-Executive Directors held the following capital interest and/or voting rights in the Company:

Shareholder	Notification date	Shares	RSUs[1]	PSUs[2]	PSOs[3]	Voting rights
Sir Lucian Grainge	December 13, 2025	742,512.00	2,235,773.44	1,207,111.76	8,624,917.00	742,512.00
Vincent Vallejo	April 30, 2024	102,172.00	-	-	-	102,172.00
Sherry Lansing	May 19, 2025	7,457.00	7,897.00	-	-	7,457.00
Margaret Frerejean-Taittinger	May 20, 2025	5,681.00	6,017.00	-	-	5,681.00
Cathia Lawson-Hall	May 19, 2025	8,037.00	6,017.00	-	-	8,037.00
Eric Sprunk	October 29, 2025	5,730.00	6,017.00	-	-	5,730.00
Haim Saban	October 29, 2025	5,730.00	6,017.00	-	-	5,730.00
James Mitchell	-	-	-	-	-	-
Luc van Os	November 7, 2025	2,856.00	6,017.00	-	-	2,856.00
Mandy Ginsberg	May 21, 2025	5,681.00	6,017.00	-	-	5,681.00
Nicole Avant	May 19, 2025	5,681.00	6,017.00	-	-	5,681.00

1 (Unvested) restricted share units
2 (Unvested) performance share units
3 (Unexercised) performance stock options

Case 5:24-cv-03811-EKL Document 179-57 Filed 09/22/26 Page 168 of 296 PageID #: 129560

Board committees

The Board has appointed from among its Non-Executive Directors three Board committees to assist it in discharging its responsibilities: the Audit Committee, the Remuneration Committee and the Nomination Committee. Without prejudice to the collegiate responsibility of the Board, the duty of these Board committees is to prepare the decision-making of the Board.

The Board has drawn up regulations for each Board committee, setting out the role and responsibilities of the Board committee concerned, its composition and size and the manner in which its meetings should be held. These regulations are available on the investor relations part of the UMG website.

The current composition of the Board committees is detailed in the following table:

	Audit Committee	Remuneration Committee	Nomination Committee
Sherry Lansing		Member	Member
Margaret Frerejean-Taittinger	Member		Chair
Cathia Lawson-Hall	Member		
Eric Sprunk	Member	Member	
James Mitchell		Member	
Luc van Os	Chair		
Mandy Ginsberg	Member	Chair	
Nicole Avant			Member

The Audit Committee

The Audit Committee shall advise the Board in relation to its responsibilities, shall undertake preparatory work for the Board's decision-making regarding the supervision of the integrity and quality of the Company's financial and sustainability reporting and the effectiveness of the Company's internal risk management and control systems and shall prepare resolutions of the Board in relation thereto.

In addition to the foregoing, the Audit Committee's main responsibilities include: (i) supervising and monitoring, and discussing with and advising the Board on, the effectiveness of the design and operation of the internal risk management and control systems, (ii) supervising the enforcement of all applicable laws and regulations and supervising the effect of the Code of Conduct, (iii) supervising the preparation and submission of financial and sustainability information by the Company, (iv) supervising the compliance with recommendations, comments and observations of the internal auditor, the external auditor(s) and any other external party involved in providing assurance on the sustainability reporting, (v) instructing the external auditor(s) and the internal audit function to inform the Executive Directors and the chair of the Audit Committee without delay if it or they discover(s) or suspect(s) an instance of misconduct or irregularity, (vi) supervising the functioning of the internal audit function, (vii) ensuring that the way in which the internal audit function fulfills its responsibility is assessed by an independent third party at least every five years, (viii) supervising the policy of the Company on tax planning, (ix) supervising the financing of the Company, (x) supervising the applications of information and communication technology, including risks relating to cybersecurity and data protection and risks relating to new technologies, (xi) maintaining frequent contact and supervising the relationship with the internal auditor, the external auditor(s) and any other external party involved in providing assurance on the sustainability reporting, (xii) implementing the procedure for the selection of the external auditor(s) and submitting a recommendation to the Non-Executive Directors for the (re)appointment or dismissal of the external auditor(s) by the General Meeting, (xiii) informing the Board of the outcome of the statutory audit and explaining how the statutory audit contributed to the integrity of the financial reporting and what the role of the Audit Committee was in that process, (xiv) monitoring the financial reporting and submitting recommendations or proposals to ensure its integrity, (xv) determining whether, and if so, how the external auditor(s) shall be involved in the content and publication of financial reports other than the financial statements, (xvi) issuing a recommendation on the appointment and dismissal of the Chief Audit Officer, (xvii) submitting a proposal to the Board for the engagement of the external auditor(s) to audit the financial statements and (xviii) considering and, where appropriate, approving for recommendation to the Board the (semi-annual) financial statements, the annual budget and major capital expenditures of the Company.

NON-EXECUTIVE DIRECTORS' REPORT

The Audit Committee is also responsible for reporting to the Board on its deliberations and findings, which report addresses, among others: (i) the methods used to assess the effectiveness of the design and operation of the internal risk management and control systems, (ii) the methods used to assess the effectiveness of the internal and external audit processes, (iii) material considerations regarding the financial and sustainability reporting and (iv) the way in which material risks and uncertainties have been analysed and discussed and the manner in which the Board's risk management statement can be substantiated.

In 2025, the Audit Committee held six meetings, three of which were in-person meetings and three of which took place via video calls. The meetings were attended by the Audit Committee members as well as by the Chief Financial Officer, the Controller, the Chief Audit Executive, the external auditor(s) and other corporate and senior executives, as appropriate.

Among the items discussed were (i) the Annual Report, the semi-annual financial report, the quarterly results and the accompanying press releases, (ii) the external auditor's findings and audit report, (iii) the external auditor's engagement to audit the financial statements and (the progress made on) the external audit plan, (iv) the external auditor's engagement to provide (limited) assurance on the sustainability reporting, (v) the functioning and independence of the external auditor and the reappointment of the external auditor for the financial years 2026 and 2027, which reappointment must be submitted for approval at the annual General Meeting to be held in 2026, (vi) the (final and interim) dividend proposals, (vii) the annual budget and business plan, (viii) the Company's financing, including the entering into of a USD 500 million bilateral revolving credit facility, a tap issuance of EUR 300 million under the Company's 3.75% senior notes due June 30, 2032, a tap issuance of EUR 100 million under the Company's 4.00% senior notes due June 13, 2031, a JPY 7 billion private placement of 2.25% senior notes due September 25, 2035 and a EUR 40 million private placement of 4.00% senior notes due December 15, 2038, (ix) tax, including the impact of certain new tax laws and regulations, (x) compliance, including the application of the Code of Conduct and applicable laws and regulations, and any reported alleged material misconducts or irregularities, (xi) information and communication technology, including cybersecurity, (xii) sustainability, including Company initiatives and its work on, and the material impacts, risks and opportunities identified as part of the double materiality assessment process undertaken in accordance with, the Corporate Sustainability Reporting Directive (the CSRD) and the implications of certain new sustainability laws and regulations, (xiii) the functioning of and updates from the Internal Audit and Controls Assurance departments, (xiv) (the progress made on) the internal audit and internal control plans, (xiv) the Company's work on the preparation and substantiation of the Board's risk management statement and (xv) the annual risk and fraud risk assessments.

In addition, the chair of the Audit Committee had regular update meetings with the external auditor(s), the Chief Financial Officer, the Chief Audit Executive and other corporate and senior executives, as appropriate.

Within the Audit Committee, each Audit Committee member is considered to have competence in accounting and/or auditing and the Audit Committee members as a whole are considered to have competence relevant to the sector in which the Company operates.

The Remuneration Committee

The Remuneration Committee shall advise the Board in relation to its responsibilities, shall undertake preparatory work for the Board's decision-making regarding the determination of the remuneration of the individual Executive Directors and Non-Executive Directors, with observance of the remuneration policies for the Executive Directors and Non-Executive Directors, respectively, and shall prepare resolutions of the Board in relation thereto.

In addition to the foregoing, the Remuneration Committee's main responsibilities include: (i) at least every four years, submitting a proposal to the Board for the remuneration policies for the Executive Directors and Non-Executive Directors, to be submitted to the General Meeting for adoption and (ii) annually preparing the Remuneration Report, to be submitted to the General Meeting for a non-binding advisory vote.

NON-EXECUTIVE DIRECTORS' REPORT

The Remuneration Committee is also responsible for reporting to the Board on its deliberations and findings.

In 2025, the Remuneration Committee held five meetings, all of which took place via video calls. The meetings were attended by the Remuneration Committee members as well as by the Chief People and Inclusion Officer and other corporate and senior executives, as appropriate.

Among the items discussed were (i) the Remuneration Report and the non-binding advisory vote thereon, (ii) the remuneration of the Executive Directors, including the payout scales under the 2024 short-term and 2022-2024 long-term incentive plans and the selection of appropriate performance metrics and targets for the 2025 short-term and 2025-2027 long-term incentive plans, (iii) the revision of the remuneration policy for the Executive Directors, which revision was adopted at the annual General Meeting held on May 14, 2025, (iv) the introduction of the Executive Director stock ownership policy, (v) compliance by the Non-Executive Directors with the minimum ownership guideline included in the Non-Executive Director stock ownership policy, (vi) the implementation of the 2022 UMG Global Equity Plan, including its role in the attraction, retention and motivation of skilled employees, (vii) the Company's peer groups, (viii) various (benchmark) studies and analyses on dilution and run rate, competitive pay, short-term and long-term incentive plan design and performance as well as regulatory trends and (ix) the independence of the Remuneration Committee's compensation consultant.

In addition, the chair of the Remuneration Committee had regular update meetings with the Chief People and Inclusion Officer and other corporate and senior executives, as appropriate.

The Nomination Committee

The Nomination Committee shall advise the Board in relation to its responsibilities, shall undertake preparatory work for the Board's decision-making and shall prepare resolutions of the Board in relation thereto.

In addition to the foregoing, the Nomination Committee's main responsibilities include: (i) drawing up selection criteria and appointment procedures for Directors, (ii) annually assessing the size and composition of the Board, and making a proposal for the profile for Non-Executive Directors, (iii) annually evaluating the functioning of the Board as a whole, the individual Directors and the various Board committees, ensuring that such evaluation periodically takes place under the supervision of an external expert and reporting on this to the Board, (iv) formulating succession plans for Directors and drawing up a retirement schedule, (v) making recommendations for the (re)appointment of Directors and (vi) supervising the policy of the Board on the selection criteria and appointment procedures for senior management.

The Nomination Committee is also responsible for reporting to the Board on its deliberations and findings.

In 2025, the Nomination Committee held four meetings, two of which were in-person meetings and two of which took place took place via video calls. The meetings were attended by the Nomination Committee members as well as by the General Counsel and other corporate and senior executives, as appropriate.

Among the items discussed were (i) the nomination for the reappointment of Vincent Vallejo as Executive Director at the annual General Meeting held on May 14, 2025, (ii) the nomination for the reappointment of Sherry Lansing, Haim Saban and Luc van Os as Non-Executive Directors at the annual General Meeting held on May 14, 2025, (iii) the independence or non-independence of the individual Non-Executive Directors, (iv) the composition of the Board committees, (v) (the results and feedback of the Board evaluation assessing) the functioning of the Board, the various Board committees and the individual Directors and (vi) the (Non-Executive) Director succession planning and retirement schedule.

In addition, the chair of the Nomination Committee had regular update meetings with the Chairman of the Board and the Chairman and Chief Executive Officer and other corporate and senior executives, as appropriate.

NON-EXECUTIVE DIRECTORS' REPORT

Attendance and availability

The following table provides an overview of the attendance rate of the individual Executive Directors and Non-Executive Directors at the Board and Board committee meetings. Attendance is expressed as a number of meetings attended out of the number of meetings held during 2025 while the individual Executive Director or Non-Executive Director was a member of the Board or the Board committee in question.

	Board	Audit Committee	Remuneration Committee	Nomination Committee
Sir Lucian Grainge	10 - 10			
Vincent Vallejo	10 - 10			
Sherry Lansing	10 - 10		4 - 5	4 - 4
Margaret Frerejean-Taittinger	10 - 10	6 - 6		4 - 4
Cathia Lawson-Hall	10 - 10	6 - 6		
Eric Sprunk	9 - 10	6 - 6	5 - 5	
Haim Saban	8 - 10			
James Mitchell	10 - 10		4 - 5	
Luc van Os	10 - 10	6 - 6		
Mandy Ginsberg	9 - 10	6 - 6	5 - 5	
Nicole Avant	9 - 10			4 - 4

All Non-Executive Directors have had sufficient time available for their responsibilities as evidenced by their prompt responses to e-mails, their availability for meetings, including ad hoc meetings, educational sessions and calls and their well-preparedness for and active participation in such meetings, sessions and calls. Where a Non-Executive Director was not available for a particular meeting, he or she was given the opportunity to provide input beforehand and was updated afterwards. At all Board and Board committee meetings, there was a quorum present, such in accordance with the Board Regulations or the regulations of the Board committees.

Appreciation

As the Non-Executive Directors, we wish to express our gratitude to the Executive Directors and all UMG employees for their hard work and dedication in 2025.

The Non-Executive Directors:

Sherry Lansing
Margaret Frerejean-Taittinger
Cathia Lawson-Hall
Eric Sprunk
Haim Saban
James Mitchell
Luc van Os
Mandy Ginsberg
Nicole Avant

Hilversum, March 26, 2026

Case 5:24-cv-03811-EKL Document 179-57 Filed 09/22/26 Page 172 of 296 PageID #: 129564

REMUNERATION REPORT

Dear Fellow Shareholders:

I am pleased to present the 2025 Remuneration Report, which provides insights into the remuneration of both Executive and Non-Executive Directors.

Remuneration Policies and approvals

On May 14, 2025, the General Meeting adopted the Executive Directors' Remuneration Policy, establishing the framework for determining Executive Director compensation. Details of the Policy may be found on Universal Music Group's investor relations website.

At the 2026 Annual General Meeting on May 13, 2026, we will be seeking approval from shareholders for an Employee Stock Purchase Plan. Executive Directors and other very senior executives will not be eligible to participate in this new program.

Committee Decisions and Pay Outcomes

During the year, the Committee reviewed the compensation peer group to ensure correct alignment to UMG's strategy and talent market, and to reflect M&A activity amongst some peers. Details of the revised peer group may be found on page 174.

Universal Music Group's 2025 financial and strategic performance resulted in short-term incentive payouts for performance in 2025 of 148.4% of target for Sir Lucian Grainge and 126.3% of target for Vincent Vallejo. Further details may be found on page 175 and 176.

The Performance Share Units granted on April 30, 2023 will vest on April 30, 2026 for performance over the three-year period 2023-25. Based on the Board's assessment of performance against the three financial targets in this equity award, vesting will occur at 156.4% of target. Further details may be found on page 177.

Sir Lucian Grainge has exceeded the share ownership guideline introduced in the new Remuneration Policy.

Stakeholder engagement

At our last Annual General Meeting, 72.9% of shareholders supported the 2024 Remuneration Report and 68% supported the new Executive Directors' Remuneration Policy. In both cases, the level of shareholder support increased relative to previous years.

This Remuneration Report has been prepared in accordance with Article 2:135b of the Dutch Civil Code and the Dutch Corporate Governance Code. It will be presented for an advisory vote at the Annual General Meeting on May 13, 2026.

We remain committed to engagement with shareholders about executive compensation and a number of our shareholders expressed a desire for enhanced disclosure and transparency on the strategic objectives for Sir Lucian Grainge's short-term incentive plan. In response, the Board included the three key strategic objectives for 2025 and this Report includes selected highlights of his accomplishments against those key objectives on page 176.

I sincerely thank our shareholders for their continued support and look forward to presenting this report at the Annual General Meeting.

Mandy Ginsberg
Chairman of the Remuneration Committee

REMUNERATION REPORT

This Remuneration Report has been prepared in accordance with article 2:135b of the Dutch Civil Code and the relevant principles and best practice provisions of the Dutch Corporate Governance Code. It will be presented for an advisory vote to the Shareholders at the annual General Meeting to be held on May 13, 2026.

Executive Directors' Remuneration Policy

The objective of the Executive Directors' Remuneration Policy is to provide a compensation framework that allows UMG to attract, motivate and retain highly qualified Executive Directors and to incentivize and reward long-term, sustainable growth of UMG. In order to ensure that the Executive Directors' Remuneration Policy is aligned with UMG's identity, mission and core values, it is built on the following principles:

- Focus on Company performance by including at-risk pay for the Executive Directors;
- Linkage of performance objectives with UMG's strategy;
- Alignment of Shareholders' interests with Executive Directors' compensation design;
- Ensure competitiveness with relevant markets and competitors to support UMG's ability to attract, motivate, and retain high caliber talent, in particular focusing on global entertainment companies;
- Support a simple and transparent framework.

Overview of the Key Remuneration Elements and Approach to the Remuneration for 2025

In 2025, the Executive Directors were as follows:

Executive Director	Position
Sir Lucian Grainge	Chairman and Chief Executive Officer (Chairman and CEO)
Vincent Vallejo	Deputy Chief Executive Officer, Corporate (Deputy CEO)

The following table sets out the key elements of the remuneration provided for in the Executive Directors' Remuneration Policy versus the remuneration approach in 2025 for Sir Lucian Grainge under the Current Agreement (as defined under 'Chairman and CEO Employment Agreement') and for Vincent Vallejo under his management services agreement. Sir Lucian Grainge's compensation is denominated in U.S. dollars but is reflected throughout this Remuneration Report in euros based on the average monthly U.S. dollar to euro exchange rate in 2025 of 0.8934.

REMUNERATION REPORT

Element	Key remuneration elements per Executive Directors' Remuneration Policy	Remuneration approach for 2025
Base salary	Fixed cash compensation, aligned with the Executive Directors' experience, scope of responsibilities and the external market, and intended to attract, motivate and retain Executive Directors necessary to execute the Company's strategy (as set out above under 'Strategy').	Pursuant to each Executive Director's agreement, base salaries are as follows: • Chairman and CEO: €4,467,000 • Deputy CEO: €960,000
Short-term incentive (STI)[1]	Variable compensation payable annually in cash, or shares, or a combination thereof, subject to the achievement of annually pre-established goals to ensure Executive Director alignment with, and motivate the achievement of, the annual business priorities for the relevant year. Target payout of up to 300% of base salary; minimum payout of 0% of target bonus amount if the threshold level of achievement of the goals is not met and maximum payout of no more than 200% of target bonus amount for overachievement of the goals.	Chairman and CEO: Annual cash bonus with a target payout of €8,934,000 (target bonus amount) (200% of base salary), a minimum payout of €0 (0% of target bonus amount) and a maximum payout of €13,401,000 (150% of target bonus amount), subject to the achievement of specific financial and non-financial goals detailed below. Deputy CEO: Annual cash bonus with a target payout of €480,000 (target bonus amount) (50% of base salary), a minimum payout of €0 (0% of target bonus amount) and a maximum payout of €960,000 (200% of target bonus amount), subject to the achievement of specific financial goals detailed below.
Long-term incentive (LTI)[1]	Variable compensation payable annually in cash, or share awards, or a combination thereof, subject to the achievement of annually pre-established goals and/or continued services to retain Executive Directors necessary to execute the Company's strategy, to strengthen the alignment of the interests of Executive Directors with those of Shareholders and other stakeholders, and to reward delivery of sustainable long-term value creation linked to the Company's strategy. Grant value is capped at 500% of base salary.	Chairman and CEO: Annual award of €17,868,000 in a combination of restricted stock units (RSUs) and performance stock units (PSUs), subject to the achievement of specific financial goals detailed below. Deputy CEO: No annual award.
Retirement and other post-employment benefits	Customary retirement income and severance benefits to provide future income security, aligned with relevant market levels.	Chairman and CEO[2]: Pension allowance equals 20% of base salary, capped at €1,429,440 base salary per year, for a total potential maximum pension allowance of €285,888 per year. Deputy CEO: Participates in the local UMG pension plan.
Other benefits	Customary and market competitive arrangements to compensate reimburse for any reasonable costs incurred in or perks required for the performance of Executive Directors' duties.	Chairman and CEO: Covers, among other things, health and welfare, housing allowance, automobile, tax equalization, security, home leave. Deputy CEO: Covers health and welfare, housing allowance, automobile, tax consultation and life insurance.

1 When establishing the threshold, target and maximum goals for the short-term and long-term incentive awards, scenario analysis was conducted whereby the potential achievement of these various goals and their alignment to the Company's strategic financial goals assisted in determining that the final goals were appropriate.
2 Additional severance detail under the Severance Payments and Termination Provisions section below.

Case 5:24-cv-03811-EKL Document 679-57 Filed 09/22/26 Page 175 of 296 PageID #: 129567

The Remuneration for the Executive Directors in 2025

Chairman and CEO Employment Agreement

Under Sir Lucian Grainge's agreement signed on March 30, 2023, as set out in further detail below, a significant portion of Sir Lucian Grainge's remuneration is performance-based (i.e., subject to the achievement of annually pre-established goals) and share-based (i.e., aligned with Shareholders' interests generally) as follows:

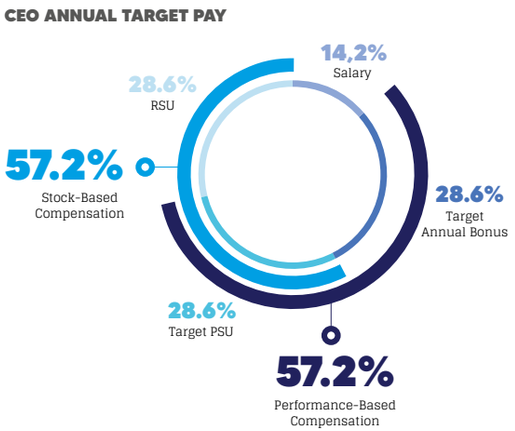

Deputy CEO Management Services Agreement

Vincent Vallejo's remuneration for 2025 continued to be subject to legacy arrangements contractually agreed prior to his appointment to the Board under his management services agreement. In 2025, there were no changes to Vincent Vallejo's remuneration under his management services agreement.

UMG Peer Group

Below is the 2025 compensation peer group (the **UMG peer group**) reviewed by the Remuneration Committee to inform its decision-making process and ensure compensation levels are set at a competitive level against other companies in the media, entertainment and tech industries.

Electronic Arts Inc.	News Corporation	The Walt Disney Company
Endeavor Group Holdings, Inc.[1]	Paramount Global[2]	Warner Bros. Discovery, Inc.
Fox Corporation	Sirius XM Holdings Inc.	Warner Music Group Corp.
Live Nation Entertainment, Inc.	Spotify Technology S.A.	
Netflix, Inc.	Take-Two Interactive Software, Inc.	

1 Endeavor Group Holdings was acquired by Silver Lake in March 2025 making it a private company
2 Paramount Global merged with Skydance Media in August 2025 to form Paramount Skydance Corporation

Key Remuneration Elements and Approach to Remuneration for 2025

The following is a discussion of the key remuneration elements of 2025 for each of the Executive Directors.

Base Salary

Base salary provides competitive fixed cash compensation reflective of the Executive Director's skills, experience, scope of responsibilities and the external market. The following sets out the 2025 base salary for each Executive Director, as well as their relative changes to the 2024 base salary:

Executive Director	Actual 2024	Actual 2025	% Change[1]
Sir Lucian Grainge	€4,602,000	€4,467,000	-2.9%
Vincent Vallejo	€960,000	€960,000	0.0%

1 Sir Lucian Grainge's base salary has not changed since April 2023. Any discrepancy is due to the year-over-year change in the U.S. dollar to euro exchange rate. As noted above, the remuneration for Sir Lucian Grainge under the Current Agreement is denominated in U.S. dollars.

REMUNERATION REPORT

Short-Term Incentive

Each Executive Director is eligible for an annual short-term incentive bonus. In 2025, the Board (i) removed Adjusted EPS from the short-term incentive plan of the Executive Directors and moved it to the long-term PSU award and (ii) adjusted the weights of each metric to better align the Company's incentive programs with the long-term strategic objectives.

For 2025, the annual short-term incentive bonus target for each Executive Director was as follows:

Executive Director	Target Percentage of Base Salary	Target Bonus Amount
Sir Lucian Grainge	200.0%	€8,934,000
Vincent Vallejo	50.0%	€480,000

Under the current agreement, Sir Lucian Grainge is entitled to an annual target bonus of €8,934,000. The target bonus is payable on the achievement of performance goals to be determined by the Board and the target performance metric will be no less favorable than the Company's annual budget, as approved by the Board. Under the current agreement, the maximum total bonus payout cannot exceed 150% of target bonus and the minimum payout for the threshold level of achievement will be no less favorable than 50% for 90% achievement of the target performance levels. Performance at less than 90% achievement of the target performance levels will result in a 0% payout.

For 2025, Sir Lucian Grainge was measured on the following performance metrics and performance results (prior year and current year amounts are restated at plan 2025 FX rate):

Performance Metric	Threshold (50% Payout[1])	Target (100% Payout[1])	Maximum (200% Payout[1])	Actual	Earned %	Weighting	Weighted Earned %
Revenue as % of Prior Year	100.5%	105.8%	111.1%	108.8%	157.0%	35%	55.0%
Adjusted EBITDA as % of Prior Year	98.6%	109.5%	115.0%	108.6%	95.6%	35%	33.4%
Strategic Objectives					200.0%	30%	60.0%
Total[2]							148.4%

1 Payout percentage of target bonus amount.
2 Total payout cannot exceed 150% of target bonus amount or $15 million (USD)

For the strategic objectives performance metric, the Board assessed Sir Lucian Grainge's contributions to the Company's accomplishments in the following strategic areas: (i) advancement of artist-centric principles and laying the foundation for streaming 2.0, (ii) increase engagement with superfans through direct-to-consumer offerings, and (iii) focus on accelerating UMG's presence in high-growth markets. At the recommendation of the Remuneration Committee, the Board determined that Sir Lucian Grainge's payout percentage against his 2025 strategic objectives will be 200%.

REMUNERATION REPORT

Strategic Objectives	Selected 2025 Highlights
Streaming 2.0	• Secured multi-year agreements with three major global DSP partners to drive ARPU growth and enhance consumer value. • 9 of the Top 10 Global Artists of 2025. Source: IFPI
Superfans/ D2C	• Signed first-of-their-kind agreements with AI platforms Udio and Klay Vision to build new music experiences for superfans; partnered with NVIDIA to use AI to improve music discovery, engagement, and listening. • Strategic investment in and partnership with Stationhead, the leading fan engagement platform.
Focus on High-Potential Markets	• India: significant minority stake in Excel Entertainment, a leading Indian film and digital studio; partnered with Maddock Films; and delivered the biggest global non-Bollywood hit from India. • China: Exclusive global agreement with Liu Huan (the "King of Chinese Pop"); partnered with Mandopop artist David Tao; launched Deutsche Grammophon China and Blue Note Records China. • Other emerging markets: Acquired "Queen of Turkish Pop" Sezen Aksu's music catalogue; topped the Spotify year-end charts in Brazil (Henrique & Juliano) and Vietnam (So'n Tùng M-TP). • Increased market share in 10 high-potential markets or regions in AMEA during 2025.

For 2025, Vincent Vallejo was measured on the following performance metrics and performance results (prior year and current year amounts are restated at plan 2025 FX rate):

Performance Metric	Threshold (50% Payout[1])	Target (100% Payout[1])	Maximum (200% Payout[1])	Actual	Earned %	Weighting	Weighted Earned %
Revenue as % of Prior Year	100.5%	105.8%	111.1%	108.8%	157.0%	50%	78.5%
Adjusted EBITDA as % of Prior Year	98.6%	109.5%	115.0%	108.6%	95.6%	50%	47.8%
Total							126.3%

1 Payout percentage of target bonus amount.

The targets for the Revenue and Adjusted EBITDA performance metrics align with the Company's annual budget, as approved by the Board. Similar to last year, in deviation from the Current Agreement, the Board determined, and Sir Lucian Grainge agreed, that the threshold level of achievement required for payout of the annual short-term incentive bonus would be 95% (in lieu of the contractual 90%) of target for the Revenue performance metric which increases the rigor for payout at threshold; and as required under the Current Agreement, the Board applied the 90% of target for the Adjusted EBITDA performance metric as the threshold level of achievement for this metric. Achievement of the threshold level in each case would result in a 50% payout, and achievement of less than the threshold level would result in a 0% payout. In addition, the Board determined that the maximum payout of the annual short-term incentive bonus for Sir Lucian Grainge is 150% of his target bonus amount in accordance with the Current Agreement and for Vincent Vallejo is 200% of his target bonus amount. Payout for performance between threshold and target, and target and maximum are linearly interpolated.

Long-Term Incentive

Under the Current Agreement, Sir Lucian Grainge is entitled to an annual grant of RSUs and PSUs with an aggregate equity grant value of €17,868,000, with no more than 50% of the grant being in the form of PSUs. The first set of awards after the Listing were granted in 2023. The RSUs are time-based and vest ratably over 3 years. The PSUs are performance-based where payout depends on the level of achievement of the performance metrics that are determined by the Board. Under the Current Agreement, the target for each performance metric will be no less favorable than the Company's annual budget, as approved by the Board. The maximum payout of the PSUs is 200% of target and, in accordance with the Current Agreement, the minimum payout for the threshold level of achievement will be no less favorable than 50% for 90% achievement of the target performance levels. Performance at less than 90% achievement of the target performance levels will result in a 0% payout under the PSUs. Payout for performance between threshold and target, and target and maximum are linearly interpolated.

2025 Annual Equity Grants

In 2025, Sir Lucian Grainge received the following:

REMUNERATION REPORT

Type	Grant size	Performance metrics and vesting requirements
RSU	€8,934,000	Requires continued services; vests ratably over 3 years
PSU	€8,934,000[1]	Requires continued services; vests 100% after 3 years Metrics ° 1/3 to vest based on 3-year Revised EPS CAGR target ° 1/3 to vest based on 3-year Revenue CAGR target ° 1/3 to vest based on 3-year Relative TSR (Total Shareholder Return) target

1 Reflects the economic value of the underlying award as opposed to the accounting value under IFRS2.

With respect to the PSUs, the Board selected these performance metrics, which represent key performance indicators used by the Company, to provide a foundation for sustainable long-term growth and promote sustainable long-term value creation. To better align with the Company's long-term strategy, the Board replaced Adjusted EBITDA with Revised EPS[1] and adjusted the weightings of the three metrics such that each carry equal weight. Additionally, in deviation from the Current Agreement, the Board determined, and Sir Lucian Grainge agreed, that the threshold level of achievement required for payout of the fiscal year 2025 PSU award would be 95% (in lieu of 90%) of target for the Revenue CAGR and Revised EPS CAGR performance metrics which increases the rigor for payout at threshold.

The targets for Revised EPS CAGR and Revenue CAGR are not disclosed as doing so could create competitive harm. The Relative TSR target measures the Company's 20-trading day average closing share price performance against the S&P 500 Media & Entertainment Index and is as follows:

Metric	Threshold (50% Payout)	Target (100% Payout)	Maximum (200% Payout)
Relative TSR	25th percentile	50th percentile	75th percentile

PSU23-25 Payment

In 2025, Sir Lucian Grainge received payment of his PSU23-25 award, which was measured on the following performance metrics and performance results (in constant currency):

Performance Metric	Threshold (50% Payout)	Target (100% Payout)	Maximum (200% Payout)	Actual	Earned %	Weighting	Weighted Earned %
Adjusted EBITDA CAGR	7.4%	10.0%	12.5%	12.2%	186.9%	50%	93.4%
Adjusted Revenue CAGR	3.2%	5.0%	6.7%	9.1%	200.0%	25%	50.0%
Relative Total Shareholder Return	25th percentile	50th percentile	75th percentile	25.9 Percentile	51.8%	25%	13.0%
Total							156.4%

1 Revised EPS is defined as actual EPS as reported in UMG's financials excluding any increases/decreases in the valuation of listed company investments.

Executive Directors Stock Ownership Policy

In order to ensure alignment between the interests of the Executive Directors and the Company's sustainable long-term value creation, the Board approved the implementation of a stock ownership policy that applies to any Executive Director who receives remuneration in the form of equity for serving as an Executive Director. The policy requires Executive Directors to hold Shares at a minimum of 6X of their annual base salary for Sir Lucian Grainge and 3X for any other Executive Director. As of December 31, 2025, Sir Lucian Grainge, who is the only Executive Director receiving remuneration in the form of equity, met the guideline.

Malus and Claw-Back

In 2025, no application of claw-back was applied on any kind of variable payments for the Executive Directors.

Severance Payments and Termination Provisions

In 2025, no severance payments were made to the Executive Directors.

Sir Lucian Grainge

Sir Lucian Grainge is entitled to the following severance benefits under the Current Agreement in case he terminates his employment for 'Good Reason', Universal Music Group, Inc. (UMG, Inc.) terminates his employment without 'Cause', or in case of 'Non-Renewal' of the Current Agreement (all as defined below):

1. a lump-sum cash amount equal to Sir Lucian Grainge's unpaid base salary earned up to the date of his termination of employment plus an amount equal to two years of base salary;
2. a lump-sum cash amount equal to the unpaid portion of any earned bonuses with respect to the last fiscal year ended prior to the date of Sir Lucian Grainge's termination of employment plus the target annual bonus for the year in which Sir Lucian Grainge's termination of employment occurs plus two years of the target annual bonus;
3. a lump-sum cash amount equal to the amount that UMG, Inc. would have paid during the 2 years following Sir Lucian Grainge's termination of employment (based on rates in effect at the time of termination of employment) to provide Sir Lucian Grainge with the benefits he would have been entitled to receive under the additional pension allowance and the broad base of benefit plans in which Sir Lucian Grainge may participate, provided that such amount will not include any vacation benefits;
4. each equity award outstanding at the termination of Sir Lucian Grainge's employment, with each such equity award vesting on a pro rata basis in accordance with the terms of the applicable equity award agreement, except that Sir Lucian Grainge will be deemed to be continuously employed for a period of 2 years from the date of termination for 'Good Reason', 'without Cause' or following a 'Non-Renewal', with any performance-based equity awards continuing to vest for a period of 2 years from the date of termination and such vested portion of applicable performance-based equity awards to be settled at target.

'Good Reason' includes:

1. removal of Sir Lucian Grainge from his position as an Executive Director or as Chairman and CEO of UMG, Inc. or the Company resulting in a material diminution in Sir Lucian Grainge's authority, duties or responsibilities, or in the budget over which Sir Lucian Grainge retains authority;
2. the requirement for Sir Lucian Grainge to report to anyone with materially less authority, duties or responsibilities;
3. a material decrease in Sir Lucian Grainge's authority, duties or responsibilities, including, but not limited to, a material adverse change to Sir Lucian Grainge's authority, duties or responsibilities as they relate to managing Sir Lucian Grainge's direct reports or Sir Lucian Grainge's involvement in setting UMG's annual budget or UMG's strategy;
4. a reduction in Sir Lucian Grainge's base salary or target annual bonus or annual equity award constituting a material diminution in Sir Lucian Grainge's base compensation as determined for purposes of Section 409A of the Internal Revenue Code of 1986, as amended, and the regulations and guidance promulgated thereunder;
5. the requirement that Sir Lucian Grainge's principal place of employment be located other than at the principal offices of UMG, Inc. located in Los Angeles, California, provided that such change in location is a material change in the geographic location at which Sir Lucian Grainge must provide his services as determined for purposes of Section 409A of the Internal Revenue Code of 1986, as amended, and the regulations and guidance promulgated thereunder;

Case 5:24-cv-03811-EKL Document 179-57 Filed 09/22/26 Page 180 of 296 PageID #: 129572

REMUNERATION REPORT

6. a material breach by UMG, Inc. of the Current Agreement (whether or not otherwise set forth in clauses (1) — (5) above);
7. a 'Change in Control'.

A 'Change in control' is defined as a change in the ownership of the Company, which occurs on the date that any one person would be entitled to, directly or indirectly, exercise at least 30% of the votes in a General Meeting (Predominant Control) (which would pursuant to Dutch law trigger a mandatory public takeover offer for all of the outstanding Shares); provided, however that no change in control will be considered to exist (i) if the voting power of any one person, or more than one person acting in concert, who at the date of the Current Agreement was already entitled to exercise 30% or more of the votes in a General Meeting increases, and (ii) if the person who acquired Predominant Control loses such Predominant Control within 30 days of acquiring it, unless the Person who acquired Predominant Control has exercised its voting rights in that 30-day period.

'Cause' has a commonly used meaning.

'Non-Renewal' means the expiration of the Current Agreement, with UMG, Inc. not having made an offer of employment on terms at least as favorable as the terms set forth in the Current Agreement at least 90 days before the expiration date of the Current Agreement.

In addition, Sir Lucian Grainge cannot compete against UMG for 24 months following any termination of employment (whether by UMG or by Sir Lucian Grainge) and following expiration of the term of the Current Agreement. In cases where Sir Lucian Grainge is entitled thereto, the severance payment is also considered consideration for the non-competition.

Vincent Vallejo

Vincent Vallejo's management services agreement converted into an indefinite-term agreement on October 1, 2023. His management services agreement does not provide for a severance payment, but he may be eligible for a severance payment in accordance with Dutch law.

REMUNERATION REPORT

Total Remuneration[1]

Total remuneration of the Executive Directors is presented in the table below. The equity remuneration in the table below reflects the grant value of the awards. The increase in Sir Lucian Grainge's total remuneration is primarily driven by increased security costs arising from specific incidents and threats that prompted the Board to review and approve enhanced security for Sir Lucian Grainge; an outside consultant was retained to create a comprehensive risk assessment and support the security upgrades. The increase in total remuneration was partially offset by the year-over-year change in the U.S. dollar to euro exchange rate.

		Fixed remuneration	Variable remuneration			Benefits and one-off amounts				
Name	Reported year	Base Salary	Short-Term Incentive	Long-Term Incentive	One-Time Transition Award	Retirement Benefits	Other Benefits	Other Payments	Total remuneration	Proportion fixed – variable remuneration
Sir Lucian Grainge, Chairman and CEO[1]	2025	€4,467,000	€13,258,056	€17,868,000[2]	€0	€285,888	€5,265,744	€0	€41,144,688	24% / 76%
	2024	€4,602,000	€10,869,924	€18,408,000[3]	€0	€294,528	€2,381,640	€0	€36,556,092	20% / 80%
Vincent Vallejo, Deputy CEO	2025	€960,000	€606,240	€0	€0	€33,840	€60,783	€0	€1,660,862	63% / 37%
	2024	€960,000	€566,400	€0	€0	€41,053	€57,834	€0	€1,625,286	65% / 35%

1 Sir Lucian Grainge's remuneration has been converted from U.S. dollars into euros using a monthly average FX rate of 0.9204 for FY24 and 0.8934 for FY25. Sir Lucian Grainge's base salary, long-term incentive, and retirement benefits have not changed compared to prior year. Any discrepancy is due to the year-over-year change in the U.S. dollar to euro exchange rate.
2 For 2025, Sir Lucian Grainge's long-term incentive reflects the grant value as of the grant date (March 31, 2025 at a grant price of €25.43 per RSU/PSU).
3 For 2024, Sir Lucian Grainge's long-term incentive reflects the grant value as of the grant date (March 31, 2024 at a grant price of €27.88 per RSU/PSU).

[1] The Remuneration Table includes information and figures that are audited as part of Note 25 of the Consolidated Financial Statements and Note 11 of the Company Financial Statements.

Share-Based Remuneration of the Executive Directors

The total share-based remuneration of the Executive Directors awarded during 2025 and outstanding as of December 31, 2025 is presented in the table below:

	The main conditions of share award plans								Information regarding reported financial year						
									Opening balance	During the year			Closing Balance		
Name of Director position	Specification of plan	Award type	Performance period	Award date	Vesting date	End of holding period[1]	Expire Date	Strike Price	Units awarded at the beginning of the year	Units awarded	Dividend Equivalents Added	Units vested	Units subject to a performance condition	Units awarded and unvested as of year end	Units subject to a holding period
Sir Lucian Grainge, Chairman and CEO	2022 UMG Global Equity Plan	RSU	N/A	4/30/2023	4/30/2026[2]	N/A	N/A	N/A	320,239	0	3,274	160,119	0	163,394	N/A
		PSU	1/1/2023 - 12/31/2025	4/30/2023	4/30/2026[3]	N/A	N/A	N/A	480,357	0	9,823	0	490,180	490,180	N/A
		RSU	N/A	4/30/2023	4/30/2028[4]	N/A	N/A	N/A	1,921,426	0	29,469	480,356	0	1,470,539	N/A
		PSO	N/A	4/30/2023	4/30/2027[5]	N/A	4/30/2033	€19.81	8,624,917	0	0	718,743[6]	8,624,917	7,187,431	N/A
		RSU	N/A	3/31/2024	3/31/2027[2]	N/A	N/A	N/A	338,355	0	4,613	112,785	0	230,183	N/A
		PSU	1/1/2024 - 12/31/2026	3/31/2024	3/31/2027[3]	N/A	N/A	N/A	338,355	0	6,919	0	345,275	345,275	N/A
		RSU	N/A	3/31/2025	3/31/2028[2]	N/A	N/A	N/A	0	364,209	7,448	0	0	371,657	N/A
		PSU	1/1/2025 - 12/31/2027	3/31/2025	3/31/2028[3]	N/A	N/A	N/A	0	364,209	7,448	0	371,657	371,657	N/A

1 As noted in the Corporate Governance section under "Compliance with the Code", Shares, once vested, are not subject to a holding period.
2 RSUs awarded as part of Sir Lucian Grainge's Long-Term Incentive, vesting 1/3 annually.
3 PSUs awarded as part of Sir Lucian Grainge's Long-Term Incentive which vest between 0% and 200% after 3 years depending on the achievement of performance metrics.
4 50% of the One-Time Transition Award, which vests 1/5 annually.
5 50% of the One-Time Transition Award, which vests 1/4 annually and are only exercisable if the following share price hurdles are met: 1/3 at €26.50, 1/3 at €30.00, and 1/3 at €38.00.
6 The first share price hurdle of €26.50 was achieved on January 29, 2024. These PSOs are exercisable as they have vested due to the passage of time and exercisable have become eligible due to the first share price hurdle having been achieved.

Remuneration Expense and Company Performance Development

The overview below provides insight into the development of the remuneration expense of the Executive Directors, Company performance and employee pay as of the Listing in 2021. In 2023, the share-based compensation expense for Sir Lucian Grainge had a partial year impact consistent with when he executed his Current Agreement. For Sir Lucian Grainge, the year-over-year decrease of 8% in total remuneration expense from 2024 to 2025 was primarily driven by the decrease in his share-based compensation expense. Additionally, the average annual remuneration expense on an FTE basis of employees decreased by 9% primarily due to the decrease in share-based compensation expense.

Element	2021	2022	2023[1]	2024[1]	2025
Remuneration Expense					
Chairman and CEO	€40,861,707	€47,291,068	€64,274,250	€69,292,930	€63,894,109
Annual Change	*Not applicable*	*16%*	36%	8%	-8%
Deputy CEO[2]	€2,630,851	€2,624,471	€2,686,990	€1,625,286	€1,660,862
Annual Change	*Not applicable*	*0%*	*2%*	*-40%*	2%
Company performance					
Adjusted EBITDA (in millions of euros)	€1,788	€2,135	€2,369	€2,661	€2,810
Annual Change	*Not applicable*	*19%*	*11%*	*12%*	6%
Average annual remuneration expense on an FTE basis of employees					
Average annual[3]	€131,961	€142,039	€180,684	€157,265	€143,338
Annual Change	*Not applicable*	*8%*	*27%*	*-13%*	-9%
Internal Pay Ratio	310	333	356	441	446
Annual Change	*N/A*	*8%*	*7%*	*24%*	1%

1 The share-based compensation expense in this table is based on the annual total remuneration expense as reported in the Consolidated Financial Statements included in the Annual Report in accordance with IFRS. In contrast, the equity remuneration in the Total Remuneration Table reflects the grant value of the equity awards and not the IFRS share-based compensation expense.

2 The Deputy CEO was employed by UMG effective April 2021. Accordingly, the remuneration expense for 2021 has been updated and annualized from €2,185,698 to €2,630,851 for year-over-year comparison purposes.

3 Reflects the total personnel costs reported in Note 5 of the Consolidated Financial Statements, adjusted to be comparable with the remuneration expense of Executive Directors disclosed above. The total personnel costs include all remuneration components (such as fixed salary, variable remuneration in cash, the share-based compensation expense part of the remuneration, social security contributions, pensions, expense allowance, etc.) as included in the Consolidated Financial Statements. The average annual remuneration expense of the employees is determined by dividing the total personnel costs by the average number of FTEs during the financial year.

The Remuneration for the Non-Executive Directors in 2025

The objective of the Non-Executive Directors' Remuneration Policy is to provide a remuneration structure that allows UMG to attract, motivate and retain highly qualified Non-Executive Directors who possess the necessary leadership skills to promote the Company's strategy, long-term interests and sustainability. In order to ensure that the Non-Executive Directors' Remuneration Policy is aligned with UMG's identity, mission and core values, it is built on the following principles:

- The program is simple and transparent;
- Non-Executive Directors should be compensated competitively against market, considering the level of work required for a company that is similar in size, scope, and complexity to UMG;
- Non-Executive Directors' remuneration is differentiated, as appropriate, for differing Board committee responsibilities and time commitments;
- In order to ensure independent supervision, remuneration of Non-Executive Directors is fixed and not dependent on the Company's financial results or the attainment of performance conditions.

In 2025, the Non-Executive Directors' remuneration for serving on the Board and Board committees was as follows:

Role	Non-Executive Director	Chairman of the Board (Premium)	Member of a Board Committee	Chair of a Board Committee (Premium)
Cash Retainer	€90,000	€50,000	€20,000	€10,000
Annual RSU Grant	€160,000	€50,000	-	-

REMUNERATION REPORT

Share Ownership Policy for Non-Executive Directors

In order to ensure alignment between the interests of the Non-Executive Directors and the Company's sustainable long-term value creation, the Board adopted a share ownership policy for the Non-Executive Directors, whereby the Non-Executive Directors may in principle not transfer or otherwise dispose of the Shares that were received by them upon vesting of the RSUs until they meet a certain Minimum Ownership Guideline (as defined below).

Pursuant to the share ownership policy, each Non-Executive Director who receives remuneration in the form of RSUs is required to maintain beneficial ownership of a number of RSUs so granted to him or her and/or Shares so received by him or her upon vesting of the RSUs with a value equal to 4 times his or her annual cash retainer for serving as a Non-Executive Director, not including any additional retainer paid for service on any Board committee, or as Chairman of the Board or as chair of any Board committee (the Minimum Ownership Guideline) for so long as he or she is a Non-Executive Director. Until a Non-Executive Director meets the Minimum Ownership Guideline, such Non-Executive Director shall not be permitted to transfer or otherwise dispose of Shares so received, except that a Non-Executive Director may sell Shares to the extent necessary to pay any tax imposed on vesting of the RSUs and receipt of the Shares. As of December 31, 2025, the Non-Executive Directors are in compliance with the share ownership policy.

REMUNERATION REPORT

Total Remuneration

Total remuneration of the Non-Executive Directors paid in 2025 is presented in the table below:

Non-Executive Director	Commencement Date	Board[1]	Audit Committee[1]	Remuneration Committee[1]	Nomination Committee[1]	2025 Cash Retainer (in €)	2025 Equity Remuneration (in €)[2]	2025 Total Remuneration (in €)
C.F.L. Lawson-Hall	9/20/2021	Member	Member			110,000	159,992	269,992
C.M.C. Bolloré[3]	5/12/2022					62,473	159,992	222,465
E. Sprunk	5/16/2024	Member	Member	Member		130,000	159,992	289,992
H. Saban	5/11/2023	Member				90,000	159,992	249,992
J.G. Mitchell[4]	9/20/2021	Member		Member		0	0	0
L.A.J. Van Os	9/20/2021	Member	Chair			120,000	159,992	279,992
M. Frerejean- Taittinger	9/20/2021	Member	Member		Chair	140,000	159,992	299,992
M. Ginsberg	5/16/2024	Member	Member	Chair		140,000	159,992	299,992
M.L. Doherty[5,4]	9/20/2021					0	0	0
N.A. Avant	5/12/2022	Member			Member	110,000	159,992	269,992
S.L. Lansing	5/12/2022	Chairman of the Board		Member	Member	180,000	209,981	389,981
W.A. Ackman[6,4]	5/12/2022					0	0	0

1 Composition of the Board and Board committees as of December 31, 2025.
2 Variances in equity remuneration awarded compared to the amounts noted in the Non-Executive Directors Remuneration Policy (€160,000 for Non-Executive Directors and an additional €50,000 for the Chairman of the Board) is due to rounding for partial shares.
3 Cyrille Bolloré acted as Non-Executive Director until July 25, 2025 and his awards were forfeited because of his resignation from the Board.
4 Voluntarily elected to not receive any Non-Executive Director remuneration in 2025.
5 Manning Doherty acted as Non-Executive Director until March 21, 2025.
6 Bill Ackman acted as Non-Executive Director until May 14, 2025.

REMUNERATION REPORT

Remuneration Development	2025 vs. 2024[1]	2024 vs. 2023[1]	2023 vs. 2022[1]	2022 vs. 2021[1]
C.F.L. Lawson-Hall	0%	145%	-8%	0%
C.M.C. Bolloré[2]	-18%	145%	0%	N/A
E. Sprunk	0%	N/A	N/A	N/A
H. Saban	0%	178%	N/A	N/A
J.G. Mitchell[3]	N/A	N/A	N/A	N/A
L.A.J. Van Os	0%	133%	-8%	0%
M. Frerejean-Taittinger	0%	114%	0%	0%
M. Ginsberg	0%	N/A	N/A	N/A
M.L. Doherty[4]	N/A	N/A	N/A	0%
N.A. Avant	0%	145%	0%	N/A
S.L. Lansing	0%	122%	59%	N/A
W.A. Ackman[5]	N/A	N/A	N/A	N/A

1 2024, 2023, 2022, and 2021 remuneration amounts have been annualized for purposes of calculating the year-over-year change.
2 Cyrille Bolloré acted as Non-Executive Director until July 25, 2025.
3 Voluntarily elected to not receive any Non-Executive Director remuneration in 2025, 2024, 2023, 2022, and, if applicable, 2021.
4 Manning Doherty acted as Non-Executive Director until March 21, 2025.
5 Bill Ackman acted as Non-Executive Director until May 14, 2025.

The Non-Executive Directors' remuneration is fixed and not dependent on the Company's financial results or the attainment of performance conditions. The Non-Executive Directors are also entitled to reimbursement of reasonable expenses incurred in connection with the performance of their duties for the Company. The Non-Executive Directors are not entitled to receive any compensation on termination of their appointment and are not entitled to participate in the Company's bonus or pension schemes.

REMUNERATION REPORT

Share-Based Remuneration of the Non-Executive Directors

The total share-based remuneration of the Non-Executive Directors awarded during 2025 and outstanding as of December 31, 2025 is presented in the table below:

	The main conditions of share award plans					Information regarding reported financial year						
						Opening balance	During the year			Closing Balance		
Name of Director, position	Specification of plan	Award type	Award date	Vesting date	End of holding period	Units awarded at the beginning of the year	Units awarded	Units Forfeited	Units vested	Units subject to a performance condition	Units awarded and unvested as of year end	Units subject to a holding period
C.F.L. Lawson-Hall, Non-Executive Director	2022 UMG Global Equity Plan	RSU	5/16/2024	5/16/2025	N/A	5,681	0	0	5,681	0	0	N/A
C.F.L. Lawson-Hall, Non-Executive Director	2022 UMG Global Equity Plan	RSU	5/14/2025	5/14/2026	N/A	0	6,017	0	0	0	6,017	N/A
C.M.C. Bolloré[1], Non-Executive Director	2022 UMG Global Equity Plan	RSU	5/16/2024	5/16/2025	N/A	5,681	0	0	5,681	0	0	N/A
C.M.C. Bolloré[1], Non-Executive Director	2022 UMG Global Equity Plan	RSU	5/14/2025	5/14/2026	N/A	0	6,017	6,017[2]	0	0	0	N/A
E. Sprunk, Non-Executive Director	2022 UMG Global Equity Plan	RSU	5/16/2024	5/16/2025	N/A	5,681	0		5,681	0	0	N/A
E. Sprunk, Non-Executive Director	2022 UMG Global Equity Plan	RSU	5/14/2025	5/14/2026	N/A	0	6,017		0	0	6,017	N/A
H. Saban, Non-Executive Director	2022 UMG Global Equity Plan	RSU	5/16/2024	5/16/2025	N/A	5,681	0		5,681	0	0	N/A
H. Saban, Non-Executive Director	2022 UMG Global Equity Plan	RSU	5/14/2025	5/14/2026	N/A	0	6,017		0	0	6,017	N/A

REMUNERATION REPORT

	The main conditions of share award plans					Information regarding reported financial year						
						Opening balance	During the year			Closing Balance		
Name of Director, position	Specification of plan	Award type	Award date	Vesting date	End of holding period	Units awarded at the beginning of the year	Units awarded	Units Forfeited	Units vested	Units subject to a performance condition	Units awarded and unvested as of year end	Units subject to a holding period
J.G.Mitchell[3] Non-Executive Director	N/A	N/A	N/A	N/A	N/A	N/A	N/A		N/A	N/A	N/A	N/A
L.A.J. Van Os, Non-Executive Director	2022 UMG Global Equity Plan	RSU	5/16/2024	5/16/2025	N/A	5,681	0		5,681	0	0	N/A
L.A.J. Van Os, Non-Executive Director	2022 UMG Global Equity Plan	RSU	5/14/2025	5/14/2026	N/A	0	6,017		0	0	6,017	N/A
M. Frerejean-Taittinger, Non-Executive Director	2022 UMG Global Equity Plan	RSU	5/16/2024	5/16/2025	N/A	5,681	0		5,681	0	0	N/A
M. Frerejean-Taittinger, Non-Executive Director	2022 UMG Global Equity Plan	RSU	5/14/2025	5/14/2026	N/A	0	6,017		0	0	6,017	N/A
M. Ginsberg, Non-Executive Director	2022 UMG Global Equity Plan	RSU	5/16/2024	5/16/2025	N/A	5,681	0		5,681	0	0	N/A
M. Ginsberg, Non-Executive Director	2022 UMG Global Equity Plan	RSU	5/14/2025	5/14/2026	N/A	0	6,017		0	0	6,017	N/A
M.L. Doherty[3,4], Non-Executive Director	N/A	N/A	N/A	N/A	N/A	N/A	N/A		N/A	N/A	N/A	N/A
N.A. Avant, Non-Executive Director	2022 UMG Global Equity Plan	RSU	5/16/2024	5/16/2025	N/A	5,681	0		5,681	0	0	N/A

REMUNERATION REPORT

Name of Director, position	The main conditions of share award plans					Information regarding reported financial year						
						Opening balance	During the year			Closing Balance		
	Specification of plan	Award type	Award date	Vesting date	End of holding period	Units awarded at the beginning of the year	Units awarded	Units Forfeited	Units vested	Units subject to a performance condition	Units awarded and unvested as of year end	Units subject to a holding period
N.A. Avant, Non-Executive Director	2022 UMG Global Equity Plan	RSU	5/14/2025	5/14/2026	N/A	0	6,017		0	0	6,017	N/A
S.L. Lansing, Non-Executive Director	2022 UMG Global Equity Plan	RSU	5/16/2024	5/16/2025	N/A	7,457	0		7,457	0	0	N/A
S.L. Lansing, Non-Executive Director	2022 UMG Global Equity Plan	RSU	5/14/2025	5/14/2026	N/A	0	7,897		0	0	7,897	N/A
W.A. Ackman[3,5] Non-Executive Director	N/A	N/A	N/A	N/A	N/A	N/A	N/A		N/A	N/A	N/A	N/A

1 Cyrille Bolloré acted as Non-Executive Director until July 25, 2025.
2 Cyrille Bolloré's awards were forfeited because of his resignation from the Board.
3 Voluntarily elected to not receive any Non-Executive Director remuneration in 2025, 2024, 2023, 2022, and, if applicable, 2021.
4 Manning Doherty acted as Non-Executive Director until March 21, 2025.
5 Bill Ackman acted as Non-Executive Director until May 14, 2025.

Other items

2024 Remuneration Report Voting Results

At the annual General Meeting held on May 14, 2025, 72.90% of the Shareholders supported the 2024 Remuneration Report compared to the 70.95% vote on the 2023 Remuneration Report.

After the annual General Meeting held on May 14, 2025, UMG engaged with Shareholders to understand their perspective on the 2024 Remuneration Report and solicit overall feedback about the Executive and Non-Executive Director pay design and practices. Shareholders expressed a desire for enhanced disclosure and transparency on the strategic goals included as part of Sir Lucian Grainge's short-term incentive plan and the threshold of the performance financial metrics. In response to that feedback, the Board explicitly disclosed strategic objectives and included selected highlights of Sir Lucian's achievements in 2025 and added the threshold for both the short-term and long-term incentive plans. Separately, the Board approved moving the Adjusted EPS metric from the short-term incentive plan to the long-term incentive plan and updated the weightings of the metrics in both programs to better align the incentive programs with the focus on long-term value creation for Shareholders.

Deviation from Executive Directors' or Non-Executive Directors' Remuneration Policy

UMG did not deviate from the Executive Directors' or Non-Executive Directors' Remuneration Policy.

Financial Statements

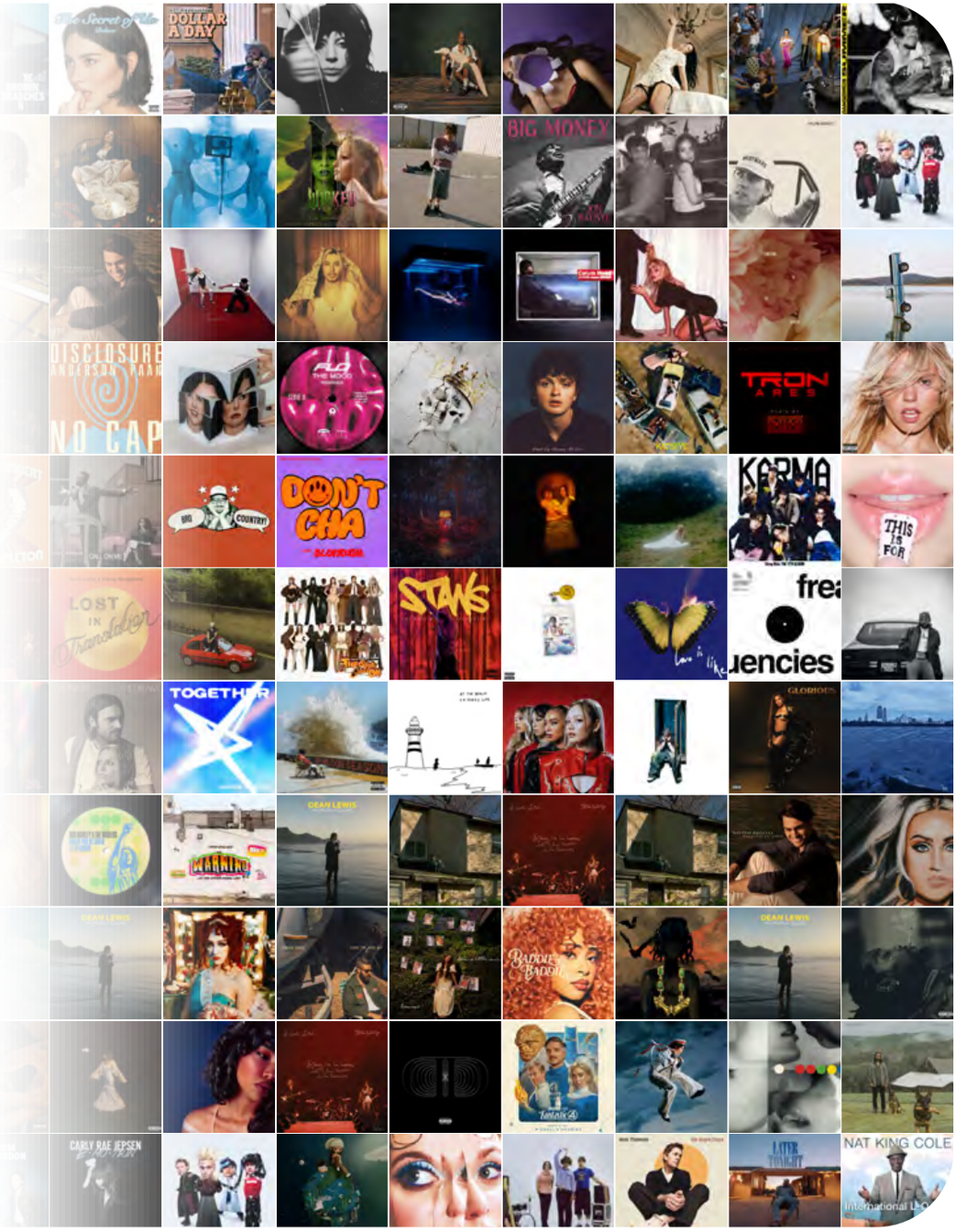

UNIVERSAL

UNIVERSAL MUSIC GROUP

Case 5:24-cv-03811-EKL Document 479-57 Filed 09/22/26 Page 191 of 296 PageID #: 129583

CONSOLIDATED STATEMENTS

CONTENTS OF CONSOLIDATED STATEMENTS FOR THE YEAR ENDED DECEMBER 31, 2025

Consolidated Statements of Profit or Loss 191
Consolidated Statements of Comprehensive Income 192
Consolidated Statements of Financial Position 193
Consolidated Statements of Cash Flows 194
Consolidated Statements of Changes in Equity 195

NOTES TO THE CONSOLIDATED FINANCIAL STATEMENTS 197

Note 1. General information 197
Note 2. Basis of preparation 197
Note 3. Segment data 211
Note 4. Acquisitions and divestments 215
Note 5. Cost of revenues and selling, general and administrative expenses 215
Note 6. Financial income and expenses 216
Note 7. Income taxes 216
Note 8. Earnings per share 219
Note 9. Goodwill 220
Note 10. Content assets (catalogues and royalty advances) and other intangibles 221
Note 11. Property, plant and equipment 223
Note 12. Leases 224
Note 13. Investments in equity affiliates 224
Note 14. Capital and financial risk management 225
Note 15. Trade and other receivables 229
Note 16. Trade and other accounts payable 230
Note 17. Cash position and borrowings 230
Note 18. Contractual obligations and other commitments 232
Note 19. Financial assets and liabilities 233
Note 20. Equity 235
Note 21. Expenses and income directly recognized in other comprehensive income 236
Note 22. Provisions 236
Note 23. Post-retirement employee benefits 237
Note 24. Share-based compensation plans 239
Note 25. Related parties 243
Note 26. Litigation 245
Note 27. List of consolidated entities 245
Note 28. Statutory auditors fees 246
Note 29. Audit exemptions 246
Note 30. Subsequent events 247

Consolidated Statements of Profit or Loss

(millions of euros)	Note	Year ended December 31, 2025	2024
Revenues	3	12,507	11,834
Cost of revenues	5	(7,196)	(6,746)
Selling, general and administrative expenses	5	(2,982)	(3,015)
Amortisation and impairment losses on intangible assets	9, 10	(331)	(298)
Operating profit	3	1,998	1,775
Financial income	6	339	1,279
Financial expenses	6	(233)	(187)
		106	1,092
Income/(loss) from equity affiliates	13	(18)	4
Profit before income taxes		2,086	2,871
Income taxes	7	(546)	(778)
Net profit		1,540	2,093
Of which:			
Net profit attributable to equity holders of the parent		1,533	2,086
Net profit attributable to non-controlling interests		7	7
Earnings per share (in euros)			
Earnings for the period attributable to equity holders of the parent - basic	8	0.84	1.14
Earnings for the period attributable to equity holders of the parent - diluted	8	0.83	1.13

Consolidated Statements of Comprehensive Income

(millions of euros)	Note	Year ended December 31, 2025	2024
Net profit		1,540	2,093
Actuarial gains/(losses) related to employee defined benefit plans, net of tax		6	(12)
Financial assets at fair value through other comprehensive income, net of tax		(1)	(4)
Items not subsequently reclassified to profit or loss, net of tax		5	(16)
Foreign currency translation adjustments	14	(642)	255
Other comprehensive income/(loss) from equity affiliates, net of tax		(66)	25
Net gain/(loss) on hedge of net investment and cash flow hedges		23	3
Items to be subsequently reclassified to profit or loss, net of tax		(685)	283
Other comprehensive income/(loss), net of tax	21	(680)	267
Total comprehensive income, net of tax		860	2,360
Of which			
Total comprehensive income attributable to equity holders of the parent		857	2,353
Total comprehensive income attributable to non-controlling interests		3	7

Consolidated Statements of Financial Position

(millions of euros)	Note	Year ended December 31, 2025	2024
Goodwill	9	1,754	1,895
Non-current royalty advances	3, 10	1,990	2,085
Catalogues	3, 10	3,050	3,393
Other intangible assets	3, 10	262	232
Property, plant and equipment	11	255	242
Right of use assets	12	466	446
Investments in equity affiliates	13	695	578
Non-current financial assets	19	3,743	3,245
Deferred income tax assets	7	657	625
Other non-current assets		9	6
Non-current assets		**12,881**	**12,747**
Inventories		263	255
Current tax receivables	7	65	30
Current royalty advances	3, 10	1,146	1,211
Other current financial assets	19	43	27
Trade and other receivables	14, 15	2,607	2,497
Cash and cash equivalents	17	451	553
Current assets		**4,575**	**4,573**
TOTAL ASSETS		**17,456**	**17,320**

(millions of euros)	Note	Year ended December 31, 2025	2024
Shareowners equity	20	4,543	4,526
Non-controlling interests		25	25
Total equity		**4,568**	**4,551**
Non-current provisions	22	242	266
Long-term borrowings and other financial liabilities	17	2,297	1,778
Deferred tax liabilities	7	1,214	1,170
Long-term lease liabilities	12	480	475
Other non-current liabilities	19	1,449	1,456
Non-current liabilities		**5,682**	**5,145**
Current provisions	22	179	195
Short-term borrowings and other financial liabilities	17	549	873
Trade and other payables	14, 16	6,229	6,394
Short-term lease liabilities	12	81	66
Current tax payables	7	168	96
Current liabilities		**7,206**	**7,624**
Total liabilities		**12,888**	**12,769**
TOTAL EQUITY AND LIABILITIES		**17,456**	**17,320**

Case 5:24-cv-03811-EKL Document 679-57 Filed 09/22/26 Page 195 of 296 PageID #: 129587

Consolidated Statements of Cash Flows

(millions of euros)	Note	Year ended December 31, 2025	2024
Operating activities			
Operating profit	3	1,998	1,775
Adjustments	14	508	520
Royalty advances payments, net of recoupments		(402)	(186)
Gross cash provided by/(used for) operating activities before income tax paid		*2,104*	*2,109*
Other changes in net working capital	14	38	(5)
Net cash provided by/(used for) operating activities before income tax paid		*2,142*	*2,104*
Income tax paid	7	(403)	(349)
Net cash provided by/(used for) operating activities		**1,739**	**1,755**
Investing activities			
Catalogue investments		(345)	(266)
Other intangible assets investments		(125)	(92)
Capital expenditures	11	(70)	(91)
Purchases of consolidated companies, after acquired cash		(62)	(163)
Investments in equity affiliates		(198)	(390)
Purchase of financial assets		(152)	(145)
Investments		*(952)*	*(1,147)*
Proceeds from sales of property, plant, equipment and intangible assets		65	2
Proceeds from sale of financial assets		13	79
Divestitures		*78*	*81*
Dividends received from equity affiliates	13	18	12
Dividends received from investments		2	3
Net cash provided by/(used for) investing activities		**(854)**	**(1,051)**

(millions of euros)	Note	Year ended December 31, 2025	2024
Financing activities			
Distributions to shareowners	20	(953)	(933)
Dividends paid by consolidated companies to their non-controlling interests		(6)	(4)
Transactions with shareowners		*(959)*	*(937)*
Proceeds from borrowings		4,523	4,321
Repayments of borrowings		(4,369)	(3,755)
Interest, net		(81)	(81)
Other cash items related to financing activities		(9)	2
Transactions on borrowings and other financial liabilities		*64*	*487*
Repayment of lease liabilities	12	(72)	(81)
Payment of interest of lease liabilities	12	(21)	(21)
Net cash provided by/(used for) financing activities		**(988)**	**(552)**
Net change in cash and cash equivalents		**(103)**	**152**
Foreign currency translation adjustments		(65)	6
Change in cash and cash equivalents	17	**(168)**	**158**
Cash and cash equivalents			
At beginning of the period	17	545	387
At end of the period	17	377	545

Consolidated Statements of Changes in Equity

(millions of euros)	Note	Number of shares (in thousands)	Share capital	Additional paid-in capital	Treasury shares	Retained earnings	Shareowners equity	Non-Controlling interest	Total equity
BALANCE AS OF DECEMBER 31, 2024		1,829,281	18,293	15,041	(5)	(28,803)	4,526	25	4,551
Net profit		–	–	–	–	1,533	1,533	7	1,540
Income and expenses directly recognized in other comprehensive income, net of tax	21	–	–	–	–	(676)	(676)	(4)	(680)
TOTAL COMPREHENSIVE INCOME		–	–	–	–	857	857	3	860
Dividends paid and payable by UMG N.V.	20	–	–	–	–	(953)	(953)	(6)	(959)
Share-based compensation plans	24	4,901	49	53	–	13	115	–	115
NCI on acquired business[1]		–	–	–	–	(2)	(2)	3	1
Acquired/(exercised) put options over NCI[1]		–	–	–	–	–	–	–	–
TOTAL CHANGES OVER THE PERIOD		4,901	49	53	–	(942)	(840)	(3)	(843)
BALANCE AS OF DECEMBER 31, 2025		1,834,182	18,342	15,094	(5)	(28,888)	4,543	25	4,568

1 These line items relate to non-controlling interests arising from business combinations and certain acquired catalogues held in entities that are not businesses. In some cases, NCI holders are granted put options enabling them to sell their shares to UMG at a specified date or time period. Resulting transactions are included at line items Acquired/(exercised) put option over NCI.

Case 5:24-cv-03811-EKL Document 179-57 Filed 09/22/26 Page 197 of 296 PageID #: 129589

(millions of euros)	Note	Number of shares (in thousands)	Share capital	Additional paid-in capital	Treasury shares	Retained earnings	Shareowners equity	Non-Controlling interest	Total equity
BALANCE AS OF DECEMBER 31, 2023		1,821,665	18,217	14,994	(5)	(30,244)	2,962	21	2,983
Net profit		–	–	–	–	2,086	2,086	7	2,093
Income and expenses directly recognized in other comprehensive income, net of tax	21	–	–	–	–	267	267	–	267
TOTAL COMPREHENSIVE INCOME		–	–	–	–	2,353	2,353	7	2,360
Dividends paid and payable by UMG N.V.	20	–	–	–	–	(933)	(933)	(4)	(937)
Share-based compensation plans	24	7,616	76	47	–	20	143	–	143
NCI on acquired business[1]		–	–	–	–	3	3	1	4
Acquired/(exercised) put options over NCI[1]		–	–	–	–	(2)	(2)	–	(2)
TOTAL CHANGES OVER THE PERIOD		7,616	76	47	–	(912)	(789)	(3)	(792)
BALANCE AS OF DECEMBER 31, 2024		1,829,281	18,293	15,041	(5)	(28,803)	4,526	25	4,551

1 These line items relate to non-controlling interests arising from business combinations and certain acquired catalogues held in entities that are not businesses. In some cases, NCI holders are granted put options enabling them to sell their shares to UMG at a specified date or time period. Resulting transactions are included at line items Acquired/(exercised) put option over NCI.

Case 5:24-cv-03811-EKL Document 679-57 Filed 03/22/26 Page 198 of 296 PageID #: 129590

Notes to the Consolidated Financial Statements

Note 1. General information

Universal Music Group N.V. is a public company with limited liability incorporated under the laws of the Netherlands and listed on Euronext Amsterdam under the symbol 'UMG.AS'. As used herein, the term UMG ("The Group") is used for Universal Music Group N.V. ('the Company') and its subsidiaries within the meaning of Section 2:24b of the Dutch Civil Code. UMG's statutory seat is located in Amsterdam and its principal office is located at:

's-Gravelandseweg 80,
1217 EW Hilversum The Netherlands

UMG is the worldwide leader in music, engaged in recorded music, music publishing and merchandising. It owns more than 50 labels covering all music genres. UMG is home to some of the greatest local and international artists of all time, including The Beatles, Rolling Stones, U2, Andrea Bocelli, Lady Gaga, Helene Fischer and more, as well as many of the biggest artists of the year, such as Taylor Swift, KPop Demon Hunters cast, Morgan Wallen, Lady Gaga and Sabrina Carpenter.

- The recorded music business discovers and develops recording artists, marketing and promoting their music across a wide array of formats and platforms. Its activities also extend to other areas, such as live events, sponsorship, film and television.

- The music publishing business discovers and develops songwriters and owns and administers the copyright for musical compositions used in recordings, public performances and related uses, such as films and advertisements.

- The merchandising business produces and sells artist-branded and other branded products through multiple sales channels, including fashion retail, concert touring and online. Its activities also extend to other areas, such as brand rights management.

Note 2. Basis of preparation

2.1. Statement of compliance

The Consolidated financial statements have been prepared in accordance with IFRS Accounting Standards (IFRS) as issued by the International Accounting Standards Board (IASB), IFRS as endorsed by the European Union (EU) and comply with the statutory provisions of Part 9, Book 2 of the Dutch Civil Code. IFRS as endorsed by the EU differs in some respects from IFRS as issued by the IASB. The differences have no impact on the Consolidated financial statements for the years presented.

The Consolidated financial statements are prepared by the Board of Management of UMG and authorized for issue on March 26, 2026 and will be submitted for adoption to the Annual General Meeting of Shareholders on May 13, 2026.

2.2. Basis of preparation and consolidation

The Consolidated financial statements are:

- prepared on a historical cost basis, unless stated otherwise
- are presented in millions of euros, and rounded to the nearest million, unless stated otherwise
- prepared on the basis that UMG will continue to operate as a going concern

The Consolidated financial statements comprise the financial statements of UMG N.V. and its subsidiaries as at 31 December 2025.

Separation from Vivendi and Listing

Until February 26, 2021, the arrangement that constituted the combined UMG Group was not a legal entity in its own right and was made up of entities under the common control of Vivendi. Until this date, UMG's scope of combination principally comprised the entities held directly and indirectly by UMG Inc. and UIM B.V.

On February 26, 2021, in UMG B.V.'s Consolidated financial statements, the contribution of €33,000 million was directly recorded as an increase in equity attributable to UMG B.V. shareowners (€18,500 million in share capital and €14,500 million in additional paid-in capital), and the

contribution of €33,000 million was fully neutralized in UMG B.V.'s retained earnings. The reorganization of its shareholding structure, which is a common control business combination, has no impact on UMG's scope of combination or consolidation.

On September 21, 2021, the shares of Universal Music Group N.V. (UMG N.V.) started trading on the regulated market of Euronext Amsterdam. Vivendi completed the distribution in kind of UMG shares to Vivendi shareholders on the basis of one UMG N.V. share for every eligible Vivendi share. The detachment date (ex-date) of the distribution in kind was September 21, 2021. Settlement occurred on September 23, 2021. UMG B.V. was converted to UMG N.V. on this date accordingly.

Subsidiaries

Subsidiaries are all companies over which UMG has control. Control over an entity exists when UMG is exposed, or has rights, to variable returns from its involvement with the entity and has the ability to affect those returns through its power over the entity. Subsidiaries are fully consolidated from the date on which control commences until the date on which control ceases.

Intra-group balances and transactions, any unrealized gains and losses or income and expenses arising from intra-group transactions are eliminated in preparing the Consolidated financial statements. Unrealized gains arising from transactions with associates and joint ventures are eliminated against the investment to the extent of UMG's interest in the investee. Unrealized losses are eliminated in the same way as unrealized gains, but only to the extent that there is no evidence of impairment.

Significant events in the period and accounting estimates and judgements

Impact of global events

Global economic conditions continue to show a high degree of uncertainty because of several factors, including recent geopolitical events and conflicts. Inflation rates and interest rates globally remain high, with associated impacts on commodity prices, foreign exchange rates and other macroeconomic factors. Nevertheless, UMG's operations continue to demonstrate resilience in the face of these economic headwinds. UMG will continue to monitor economic developments and the impact on the Group's operations and financial position.

Climate change

UMG considered the impact of climate-related risks on the financial reporting judgements, estimates or assumptions used in preparing the Consolidated financial statements with no material impact identified for the year ending 31 December 2025.

UMG identified and assessed climate related risks as described in our Sustainability Statement (see "Environmental information"). This assessment concluded that there were no climate-related risks resulting in significant or major impact to UMG's operations across the evaluated scenarios and time horizons. Therefore, UMG does not expect that climate change-related risks will have significant impact on the Group and would qualitatively influence management's decisions.

In 2023 UMG's near-term science-based targets (designed to measure the performance of our climate-related reduction initiatives) were approved by the SBTi. UMG has assessed the short term financial impact of achieving the near-term emissions targets and these would not have a material impact on the financial statements.

For details on UMG's near-term emissions targets and climate-related risks refer to the Sustainability Statement.

Accounting estimates and judgements

Application of the accounting policies requires judgements that impact the amounts recognised. All significant judgements and estimates are disclosed in the notes to the Consolidated financial statements. Information and considerations regarding areas of significant judgements and estimates have been included in the table below. It is reasonably possible, that outcomes of these judgements and estimates within the next financial year are different from the assumptions, which could require a material adjustment to the carrying amount of the asset or liability affected.

Area	Significant judgement	Note
Revenue	Significant judgement is required to identify performance obligations under contracts with customers, whether these performance obligations are satisfied at a point of time or over time, and probability that collectability is assured and significant reversal will not occur.	2.3.5. Revenues and associated costs
Uncertain tax positions and deferred taxes	Judgement in assessing the uncertainty of whether it is probable that a taxation authority will accept or revise the uncertain tax treatment and, future results enabling realisation of deferred taxes.	2.3.20. Income taxes
Lease liabilities and right-of-use assets	Judgement in determining the lease term of contracts with renewal and termination options at the commencement date of each lease contract.	2.3.10. Leases

Area	Significant estimate	Note
Revenue	Estimation on the timing of the consequent usage and the amounts that are probable to be collected.	2.3.5. Revenues and associated costs
Intangible assets, including goodwill and content assets	Assumptions relating to impairment tests performed on each of the Group's cash-generating units (CGUs) or intangible assets, future cash flows and discount rates are updated annually. Estimation of (remaining) useful life for intangible assets, other than goodwill.	2.3.7. Goodwill and 2.3.8. Content assets and other intangibles
Provisions	Estimating the likelihood and timing of potential cash flows relating to royalty claims and litigation.	2.3.18. Provisions
Artist royalty advances	Estimates of the future performance of artists and repertoire owners who are paid advances that are recognized in the Consolidated Statement of Financial Position.	2.3.8. Content assets and other intangibles
Share-based payments	Estimation of the grant date fair value and number of equity instruments.	2.3.21. Share-based payments
Pension liability	Assumptions for discount rates, inflation, future pension increases and life expectancy to calculate the defined benefit obligation.	2.3.19. Employee benefit plans

For more details on these significant judgement areas and resulting estimates refer to the accounting policies below.

2.3. Material accounting policy information

2.3.1. Foreign currency

Foreign currency transactions

Foreign currency transactions are initially recorded in the functional currency of the entity at the exchange rate prevailing at the date of the transaction. At the closing date, foreign currency monetary assets and liabilities are translated into the entity's functional currency at the exchange rate prevailing on that date with foreign currency differences recorded to profit and loss.

Financial statements denominated in a foreign currency

The assets and liabilities of foreign operations with functional currencies other than the Euro are translated using exchange rates prevailing at the reporting date. The income and expenses of foreign operations are translated using monthly average exchange rates which approximate prevailing exchange rates at the dates of the underlying transactions. The resulting translation gains and losses are recognised in other comprehensive income and presented within equity. For foreign operations that are not wholly-owned subsidiaries, the proportionate share of the translation differences are allocated to non-controlling interests. The cumulative amount in the translation reserve is (either fully or partly) reclassified to the income statement upon disposal (either fully or partly) or liquidation.

In 2025, UMG did not have any significant foreign operations in hyper-inflationary economies.

2.3.2. Earnings per share

UMG presents basic and diluted earnings per share (EPS) data for its shares. Basic EPS is calculated by dividing the net profit or loss attributable to shareholders of UMG by the weighted average number of shares outstanding during the year, adjusted for the weighted average number of own shares held in the year. Diluted EPS is determined by dividing the profit or loss attributable to shareholders by the weighted average number of shares outstanding, adjusted for the weighted average number of own shares held in the year and for the effects of all dilutive potential shares which comprise share rights and options granted to employees.

2.3.3. Consolidated Statement of Cash Flows

The Consolidated Statement of Cash Flows is prepared using the indirect method starting from Operating profit. Dividends received from equity affiliates and investments are included in the investing cash flow. It also includes any cash flows arising from the gain or loss of control of subsidiaries. Interest paid, including interest paid on lease liability, is included in the financing activities.

2.3.4. Accounting for associates and joint ventures

Associates are entities in which UMG has significant influence, but not control or joint control. Significant influence is generally obtained by ownership of more than 20% but less than 50% of the voting rights. Joint ventures are the arrangements in which UMG has joint control.

UMG's investments in associates and joint ventures are accounted for using the equity method of accounting, meaning they are initially recognised at cost. The Consolidated financial statements include UMG's share of the net profit or loss of the associates and joint ventures whereby the result is determined using the accounting policies of UMG. When UMG's share of losses exceeds the carrying amount of the associate or joint venture, the carrying amount is reduced to nil and recognition of further losses is discontinued except to the extent that UMG has an obligation or has made a payment on behalf of the associate or joint venture.

2.3.5. Revenues and associated costs

Revenues from contracts with customers are recorded when performance obligations promised in the contract are satisfied, and for an amount for which it is highly probable that a significant reversal in the amount of cumulative revenue recognized will not occur. Revenues are reported net of discounts.

Intellectual property licensing (musical works)

These licenses transfer to a customer either a right to use an entity's intellectual property as it exists at the point in time at which the license is granted (static license), or a right to access an entity's intellectual property as it exists throughout the license period (dynamic license).

Revenues are accounted for when the performance obligation promised in the contract is satisfied (static license) or over time upon satisfaction (dynamic license), i.e., when the seller transfers the control over the right to use/access the intellectual property and the customer obtains control of the use/access of that license. Consequently, revenues from static licenses are recognized at the point in time when the license is transferred and the customer is able to use and benefit from the license. Revenues from dynamic licenses are accounted for over time, over the license period from the date the customer is able to use and benefit from the license and in line with the sale or usage.

Consideration received in the current year, which represents income from ordinary activities related to the prior years, is recorded within revenue, unless it was accrued before. Court settlements in relation to the unauthorized usage of UMG's intellectual property in previous years are recorded in revenue as they relate to activities carried out within the ordinary course of business.

Analysis of the Agent/Principal relationship in sales transactions involving a third party

If the nature of the entity's undertaking is a performance obligation to provide the specified goods or services itself, then the entity acts on its own behalf and it is "principal" in the sale transaction: it accounts for revenue as the gross amount of consideration to which it expects to be entitled in exchange for the goods or services provided, and the commission due to the third-party as cost of revenues. If the entity arranges for a third-party to provide the goods or services specified in the contract, then it recognizes as revenues the net amount of consideration to which it expects to be entitled in exchange for the goods or services provided.

Case 5:24-cv-03811-EKL Document 679-57 Filed 09/22/26 Page 202 of 296 PageID #: 129594

Financing Component and other
UMG does not adjust the transaction price for the effects of significant financing components if, at contract inception, it is expected that the period between customer payment and the transfer of goods or services is one year or less. This applies to the majority of sales transactions.

The transaction price may be variable due to discounts, rebates, or similar arrangements. In determining the transaction price UMG considers the fair value of any non-cash consideration. Revenue is only recognized for the part of the consideration for which it is highly probable that a significant reversal in the amount of cumulative revenue recognized will not occur. Judgement is required in determining the probability and level of discounts and rebates that will be granted. The estimate is updated throughout the term of the contract.

Revenue recognition by business segment

Recorded Music
The sales of recorded music (physical, digital downloading or streaming) are intellectual property licenses granted by UMG to distributors or digital platforms and which give them certain rights over UMG's musical works.

Physical sales of recorded music (CDs, DVDs and Vinyls)
These intellectual property licenses are static licenses transferring to the customer a right to use UMG's recordings as they exist at the point in time at which the license is granted, i.e., on the physical device sold.

Revenues from the physical sales of recorded music, net of a provision for estimated returns and rebates, if any, are accounted for, either: (i) upon the sale to the distributor, at the shipping point for products sold free on board (FOB) or on delivery for products sold free on destination; or (ii) upon the sale to the final customer for consignment sales.

Digital sales of recorded music, via streaming by paid subscription, ad-supported or downloading. These intellectual property licenses are generally dynamic licenses providing a right to access the entire catalogue of recorded music as it exists throughout the license period considering potential add-ons to, or withdrawals from, the catalogue during that period.

The consideration paid by the digital platform is variable in the form of a sales-based or a usage-based royalty. Revenues are then accounted for when these subsequent sales or usages occur. Revenues from digital sales of recorded music, for which UMG has sufficient, accurate, and reliable data from digital platforms, are recognized at the end of the month in which the sale or usage is made by the end customer.

For digital sales of recorded music via paid subscription or ad-supported streaming, certain contracts may include a non-refundable minimum guarantee which is generally recoupable and is in substance an advance payment. In the case of a dynamic license, the minimum guarantee is spread over the period to which it relates and takes into account the amount of royalties that are actually recoupable. The minimum guarantee is apportioned in accordance with the accounting for these royalties.

Music Publishing
Music Publishing relates to the use by a third party of the copyrights on musical works owned or administered by UMG, which are intellectual property licenses that UMG grants to the third party and which provides a right to access a catalogue of recorded music, as these intellectual property licenses are dynamic licenses. For these contracts, revenues are recognised on the basis of sales and usage royalties, using the best available estimate on the timing of the consequent usage and the amounts that are probable to be collected.

Merchandising
Revenues from merchandising are recognized when control has been passed either upon sale to the end customer, from direct sales during touring, concessions and over the internet; on delivery for sales by a third-party distributor; or for sales of rights attached to merchandising products when a contract is signed and collectability is probable and on a sales and usage basis.

Provisions for estimated returns and price guarantees are deducted from sales of products to customers through distributors. The provisions are estimated based on past sales statistics and take into account the economic environment and product sales forecast to final customers.

Associated costs of revenues

Cost of revenues primarily includes product costs and artists costs.

Selling, general and administrative expenses primarily include salaries and employee benefits, consulting and service fees, insurance costs, travel and entertainment expenses, depreciation of capital expenditure and right of use assets, administrative department costs, value allowances for receivables, restructuring expenses and other operating expenses and are expensed when incurred.

Advertising costs are expensed when incurred.

Slotting fees and cooperative advertising expenses are recorded as a reduction in revenues. However, cooperative advertising is not treated as a reduction of transaction price but marketing expense and expensed when it is distinct and can be estimated.

2.3.6. Business combinations

UMG accounts for business combinations using the acquisition method when the acquired set of activities and assets meets the definition of a business and control is transferred to the Group. In determining whether a particular set of activities and assets is a business, UMG assesses whether the set of assets and activities acquired includes, at a minimum, an input and substantive process and whether the acquired set has the ability to produce outputs.

Under the acquisition method, upon the initial consolidation of an entity over which UMG has acquired exclusive control:

- the identifiable assets acquired, and the liabilities assumed are recognized at their fair values on the acquisition date; and
- non-controlling interests are measured either at fair value or at the non-controlling interest's proportionate share of the acquiree's net identifiable assets. This option is available on a transaction-by-transaction basis.

Contingent consideration in a business combination is recorded at fair value on the acquisition date, and any subsequent adjustment occurring after the purchase price allocation period is recognized in the Statement of Profit or Loss. Acquisition-related costs are recognized as expenses when incurred.

2.3.7. Goodwill

Goodwill represents the difference between the fair value of the net assets acquired and the transaction price in a business combination. Goodwill arising on the acquisition of associates and joint ventures is included in their carrying amounts.

Subsequently, goodwill is measured at its initial amount less accumulated impairment losses. On the acquisition date, to the extent possible, goodwill is allocated to each cash-generating unit likely to benefit from the business combination.

2.3.8. Content assets and other intangibles

Content assets include royalty advances to artists, songwriters and co-publishers as well as recorded music and music publishing catalogues, artists' contracts and rights. Music catalogues, trade names, subscribers' bases and market shares generated internally are not recognized as intangible assets.

Intangible assets separately acquired are recorded at cost, and intangible assets acquired in a business combination are recorded at their fair value at the acquisition date. Amortisation is charged to profit or loss on a straight-line basis over the estimated useful life. UMG believes that straight-line depreciation most accurately reflects the expected pattern of consumption of the future economic benefits embodied in these intangible assets.

Useful lives are determined based on the asset's expected pattern of the future earnings and the period of the contractual arrangements. Useful lives are reviewed at the end of each reporting period.

Music catalogues and publishing rights

The majority of the music catalogues are amortised over 20 years on a straight-line basis. Some significant catalogues can be amortized over a longer period of time.

Case 5:24-cv-03811-EKL Document 679-57 Filed 09/22/26 Page 204 of 296 PageID #: 129596

Advances to artists and repertoire owners

Royalty advances to artists, songwriters, and co-publishers are capitalized as an asset when their current popularity and past performances provide a reasonable basis to conclude that the probable future recoupment of such royalty advances against earnings otherwise payable to them is reasonably assured. Royalty advances are recognized as an expense as subsequent royalties are earned by the artist, songwriter or co-publisher. Any portion of capitalized royalty advances not deemed to be recoverable against future royalties is expensed during the period in which the loss becomes evident. These expenses are recorded in cost of revenues.

Other intangible assets

Other intangibles mainly includes software for internal use. Direct internal and external costs incurred for the development of software for internal use are capitalized during the development stage if the resulting product or process is technically and commercially feasible, cost can be reliably measured, UMG has sufficient resources and the intention to complete its development. Research costs are expensed when incurred. Costs of significant upgrades and enhancements resulting in additional functionality are also capitalized.

The software for internal use is generally amortized over 3 years and included within amortisation expense.

2.3.9. Property, plant and equipment

Property, plant and equipment are carried at historical cost less any accumulated depreciation and impairment losses. Land and assets under construction are not depreciated. Depreciation is calculated using the straight-line method based on the estimated useful life of the assets. Leasehold improvements are depreciated over a period not longer than the lease term.
Useful lives are reviewed at the end of each reporting period and are as follows:

- buildings: 5 to 40 years;
- equipment and machinery: 3 to 8 years; and
- other: 2 to 10 years.

2.3.10. Leases

The main lease contracts for UMG correspond to real estate leases for which UMG is the lessee. Real estate leases for which UMG is the lessee are recorded at the commencement date and result in the recognition of a lease liability equal to the present value of future lease payments against a right-of-use asset relating to leases.

Right-of-use assets

Right-of-use assets are initially measured at cost, less any accumulated depreciation and impairment losses, and adjusted for any remeasurement of lease liabilities. The cost of right-of-use assets includes the amount of lease liabilities recognized, initial direct costs incurred, and lease payments made at or before the commencement date less any lease incentives received. The recognized right-of-use assets are depreciated on a straight-line basis over the shorter of its estimated useful life and the lease term. Right-of-use assets are subject to impairment.

Lease liabilities

UMG recognizes lease liabilities initially measured at the present value of future lease payments over the lease term. The lease payments include in-substance fixed payments (less any lease incentives receivable), variable lease payments that depend on an index or a rate, and amounts expected to be paid under residual value guarantees. The lease payments also include payments of penalties for terminating a lease, if UMG has the option to terminate and it is reasonably certain that this option will be exercised. In calculating the present value of lease payments, UMG uses the incremental borrowing rate at the lease commencement date if the interest rate implicit in the lease is not readily determinable.

After the commencement date, the amount of lease liabilities is increased to reflect the accretion of interest and reduced for the lease payments made. The carrying amount of lease liabilities is remeasured if there is a modification, a change in the lease term or a change in the in-substance fixed lease payments.

Short-term leases and leases of low-value assets

UMG applies the short-term lease recognition exemption to the real-estate leases with a lease term of 12 months or less from the commencement date and do not contain a purchase option. It also

applies the lease of low-value assets recognition exemption to leases of office chattels and other equipment that are considered of low value. Lease payments on short-term leases and leases of low-value assets are recognized as an expense on a straight-line basis over the lease term.

Accounting for leases

UMG determines the lease term as the non-cancellable term of the lease, together with any periods covered by an option to extend the lease if it is reasonably certain to be exercised, or any periods covered by an option to terminate the lease, if it is reasonably certain not to be exercised. When determining the lease term, UMG considers all relevant facts and circumstances that create an economic incentive to exercise an extension option, or not to exercise a termination option. These circumstances include UMG's real estate planning.

In estimating the lessee's incremental borrowing rate, UMG takes into account the residual lease term and its duration to reflect the interest rate of a loan with a similar payment profile to the lease payments.

2.3.11. Impairment of non-financial assets

Each time events or changes in the economic environment indicate a risk of impairment of goodwill, content assets and other intangible assets, property, plant and equipment, investments in associates and joint ventures, rights-of-use assets, UMG re-examines the value of these assets. In addition, in accordance with applicable accounting standards, goodwill and intangible assets in progress are all subject to an annual impairment test undertaken in the fourth quarter of each fiscal year. This impairment test is performed to compare the recoverable amount of each Cash Generating Unit (CGU) to the carrying value of the corresponding assets (including goodwill). A CGU is the smallest identifiable group of assets that generates cash inflows that are largely independent of the cash inflows from other assets or groups of assets. UMG operates through different content businesses. Each business offers different products and services that are marketed through various channels. CGUs for goodwill correspond to the UMG's operating segments.

The recoverable amount is determined for each individual asset as the higher of: (i) its value in use; and (ii) its fair value (less costs to sell) as described hereafter. If the asset does not generate cash inflows that are largely independent of other assets or groups of assets, the recoverable amount is determined for the group of assets. In particular, in the case of goodwill, an impairment test is performed by UMG for each CGU.

The value in use of each asset or group of assets is determined, subject to exceptions, by the Discounted Cash Flow method (DCF) using cash flow projections consistent with the budget of the following year and the most recent forecasts prepared by the operating segments.

Applied discount rates are determined by reference to available external sources of information, usually based on financial institutions' benchmarks, and reflect the current assessment by UMG of the time value of money and risks specific to each asset or group of assets.

Perpetual growth rates used for the evaluation are those used to prepare budgets for each CGU, and beyond the period covered, are consistent with growth rates estimated by the business by extrapolating growth rates used in the budgets, without exceeding the long-term average growth rate for the markets in which UMG operates.

The fair value (less costs to sell) is the price that would be received from the sale of an asset or group of assets in an orderly transaction between market participants at the measurement date, less costs to sell of the asset or group of assets. These values are generally determined based on market data (stock market prices or comparison with similar listed companies, with the value attributed to similar assets or companies in recent transactions) or, in the absence of such data, based on discontinued cash flows.

If the recoverable amount is lower than the carrying value of an asset or group of assets, an impairment loss equal to the difference is recognized in Operating profit. In the case of operating segments, this impairment loss is first recorded against goodwill.

The impairment losses recognized in respect of property, plant and equipment, and intangible assets (other than goodwill) may be reversed in a later period if the recoverable amount becomes greater than the carrying value, within the limit of impairment losses previously recognized. Impairment losses recognized in respect of goodwill cannot be reversed at a later date.

2.3.12. Financial assets

Financial assets are classified into the accounting categories “financial assets at amortized cost”, “financial assets at fair value through other comprehensive income” and “financial assets at fair value through profit or loss”.

This classification depends on UMG‘s business model for managing the financial assets and on contractual terms enabling to determine whether the cash flows are solely payments of principal and interest (SPPI). The financial assets that contain an embedded derivative are considered in full to determine whether their cash flows are SPPI.

Except for trade receivables, at initial recognition, UMG measures financial assets at fair value, and for financial assets not classified as fair value through profit or loss, including transaction costs that are directly attributable to the acquisition or issuance of those financial assets. In most cases, fair value at initial recognition is equal to transaction price. UMG recognises trade receivables initially in accordance with the policy disclosed at 2.3.5 Revenues and associated costs.

Financial assets are derecognized when the rights to receive cash flows from the financial assets have expired or have been transferred and UMG has transferred substantially all the risks and rewards of ownership.

Financial assets at fair value

These include financial assets at fair value through other comprehensive income, derivative financial instruments with a positive value and other financial assets measured at fair value through profit or loss. Most of these financial assets are actively traded in organized financial markets, as their fair value is calculated by reference to the published market price at the period end. Fair value is estimated for financial assets which do not have a published market price on an active market. As a last resort, when a reliable estimate of fair value cannot be made using valuation techniques in the absence of an active market, UMG values financial assets at historical cost, less any impairment losses.

These financial assets are recognized initially on trade date when UMG becomes a party to the contractual provisions of the instrument. Dividend income is recognised when the UMG's right to receive payment is established.

Financial assets at amortized cost

Financial assets at amortised cost include trade receivables, other receivables, loans issued and bank deposits which are not cash equivalents. Loans, receivables and deposits are recognized on the date they are originated.

Financial assets at amortized cost consist of debt instruments as described above held within a business model whose objective is to hold financial assets to collect contractual cash flows that are solely payments of principal and interest on the principal amount outstanding. At the end of each period, these assets are measured at amortized cost using the effective interest method.

2.3.13. Impairment of financial assets

UMG assesses the expected credit loss associated with its financial assets recognized at amortized cost on a prospective basis. A loss allowance for expected credit loss based on probability of default is recognized at initial recognition. The loss allowance is updated for changes in these expected credit losses at each reporting date to reflect changes in credit risk since initial recognition.

To assess whether there has been a significant increase in credit risk, UMG compares the credit risk at the reporting date with the credit risk at the date of initial recognition based on reasonable forward-looking information and events, including credit ratings if available, significant adverse economic changes (actual or expected), financial or business environment that are expected to result in a material change in the borrower's ability to meet its obligations.

Trade accounts receivable are initially recognised at their transaction price. Expected loss rates on trade receivables and contract assets are calculated by the relevant operating entities over their lifetime from initial recognition and are based on historical data that also incorporates forward-looking information. In addition, account receivables from customers subject to insolvency proceedings or customers with whom UMG is involved in litigation or a dispute are generally impaired in full.

Case 5:24-cv-03811-EKL Document 179-57 Filed 09/22/26 Page 207 of 296 PageID #: 129599

2.3.14. Cash and cash equivalents

Cash and cash equivalents include all cash balances and short-term highly liquid investments with an original maturity of three months or less that are readily convertible into known amounts of cash.

Bank overdrafts form an integral part of UMG's cash management and often fluctuate from being positive to overdrawn and are included as a component of cash and cash equivalents for the purpose of the statement of cash flows.

Investments in securities, investments with initial maturities of more than three months without an early termination option and bank accounts subject to restrictions (blocked accounts), other than restrictions due to regulations specific to a country or activity sector (e.g., exchange controls), are not classified as cash equivalents but as financial assets.

2.3.15. Financial liabilities

A financial liability is recognized when UMG becomes party to the contractual provisions on the instrument. UMG classifies financial liabilities as subsequently measured at amortised cost or fair value through profit or loss. At initial recognition, UMG measures financial liabilities at fair value, and for financial liabilities subsequently measured at amortised cost, including transaction costs and fees that are directly attributable to their issuance. In most cases, fair value at initial recognition is equal to transaction price.

Financial liabilities measured at fair value through profit or loss include contingent consideration and derivative financial instruments that are not designated as hedging instruments for which hedge accounting is applied. Gains or losses on these liabilities are recognised in the statement of profit or loss. Financial liabilities subsequently measured at amortised cost include trade and other payables, bonds and borrowings. These liabilities are subsequently measured at amortised cost using the effective interest method.

2.3.16. Derivative financial instruments

Derivative financial instruments are recognised initially at fair value. Subsequent accounting for derivatives depends on whether or not the derivatives are designated as hedging instruments in a cash flow, fair value or net investment hedge. Derivatives with positive fair values are recorded as assets and negative fair values as liabilities. Beginning in 2023, foreign currency translation risks are hedged to a limited extent, as the underlying currency positions are generally considered to be long-term in nature. If a hedge is entered into, it is accounted for as a net investment hedge.

UMG measures all derivative financial instruments at fair value derived from market prices of the instruments or calculated as the present value of the estimated future cash flows based on observable interest yield curves, basis spread and foreign exchange rates. These calculations are tested for reasonableness by comparing the outcome of the internal valuation with the valuation received from the counterparty.

2.3.17. Inventories

Inventories are valued at the lower of cost or net realizable value. Cost comprises purchase costs, production costs and other supply and packaging costs. These are usually calculated using the weighted average cost method. Net realizable value is the estimated selling price in the normal course of business, less estimated completion costs and selling costs. Inventories at UMG mostly comprise of finished goods.

2.3.18. Provisions

Provisions are recognized when, at the end of the reporting period, UMG has a legal obligation (statutory, regulatory or contractual) or a constructive obligation, as a result of past events, and it is probable that an outflow of resources embodying economic benefits will be required to settle the obligation and the obligation can be reliably estimated. Where the effect of the time value of money is material, provisions are discounted to their present value using a pre-tax discount rate that reflects current market assessments of the time value of money. If the amount of the obligation cannot be reliably estimated, no provision is recorded and a disclosure is made in the Notes to the Consolidated Financial Statements.

Provisions for royalty audit claims

Up to the completion of the royalty claim audit, the timing and the amount of the potential pay-outs is uncertain. UMG makes its best possible estimate of the outcome using any available data, including history of claims with rights owners. When the estimate is performed for large homogeneous claims and contract terms, the statistical valuation method is used.

Litigation provisions

In the ordinary course of business, UMG may be involved in a number of legal and arbitration proceedings and administrative actions. The costs which may result from these proceedings are accrued at the reporting date if UMG has a present obligation toward a third party resulting from a past event and it is probable that an outflow of resources embodying economic benefits will be required to settle the obligation and the amount of that liability can be quantified or estimated within a reasonable range. The amount of provision recorded is based on a case-by-case assessment of the risk level, and events arising during the course of legal proceedings may require a reassessment of this risk at any time.

2.3.19. Employee benefit plans

Defined contribution plans

Contributions to defined contribution and multi-employer plans are expensed during the year when related services are provided.

Defined benefit plans

Defined benefit plans may be funded by investments in various instruments such as insurance contracts or equity and debt investment securities, excluding shares in any UMG entity or debt instruments.

Pension expenses and defined benefit obligations are calculated by independent actuaries using the projected unit credit method. This method is based on annually updated assumptions, which include the probability of employees remaining with UMG until retirement, expected changes in future compensation and an appropriate discount rate for each country in which UMG maintains a pension plan. The discount rate is determined for each country by reference to yields on notes issued by investment grade companies having a credit rating of AA and maturities identical to that of the valued plans, generally based on relevant rate indices. The expected return on plan assets is estimated by using the selected discount rate to value the obligations of the previous year.

The calculation is performed separately for each plan. A provision is recorded in the Statement of Financial Position equal to the difference between the actuarial value of the related benefits (actuarial liability) and the fair value of any associated plan assets, and this includes past service costs and actuarial gains and losses.

The cost of defined benefit plans consists of three components recognized as follows:

- the service cost is included in selling, general and administrative expenses. It comprises current service cost, past service cost resulting from a plan amendment or a curtailment, immediately recognized in profit and loss, and gains and losses on settlement;
- the financial component, recorded in other financial expenses and income, consists of the unwinding of the interest component of the discount, less the expected return on plan assets determined using the discount rate retained for the valuation of the benefit obligation; and
- the remeasurements of the net defined benefit liability (asset), recognized in items of other comprehensive income not reclassified as profit and loss, mainly consist of actuarial gains and losses, i.e., changes in the present value of the defined benefit obligation and plan assets resulting from changes in actuarial assumptions and experience adjustments (representing the differences between the expected effect of some actuarial assumptions applied to previous valuations and the effective impact).

Where the value of plan assets exceeds benefit obligations, a financial asset is recognized up to the present value of future refunds and the expected reduction in future contributions.

Some other post-employment benefits, such as life insurance and medical coverage (mainly in the United States) are subject to provisions which are assessed through an actuarial calculation comparable to the method used for pension provisions.

2.3.20. Income taxes

Current income tax assets and liabilities are measured at the amount expected to be recovered from or paid to the taxation authorities. The tax rates and tax laws used to compute the amount are those that are enacted or substantively enacted at the reporting date in the countries where UMG operates and generates taxable income.

UMG periodically evaluates positions taken in its tax returns with respect to situations in which applicable tax regulations are subject to interpretation and establishes provisions where appropriate.

Differences existing at closing between the tax base value of assets and liabilities and their carrying value in the Consolidated Statement of Financial Position give rise to temporary differences. Pursuant to the liability method, these temporary differences result in the accounting of:

- deferred tax assets, when the tax base value is greater than the carrying value (expected future tax saving); and
- deferred tax liabilities, when the tax base value is lower than the carrying value (expected future tax expense).

Deferred tax assets and liabilities are measured at the expected tax rates for the year during which the asset will be realized or the liability settled, based on tax rates (and tax regulations) enacted or substantially enacted by the closing date. They are reviewed at the end of each year, in line with any changes in applicable tax rates.

Deferred tax assets are recognized for all deductible temporary differences, tax loss carry-forwards and unused tax credits, insofar as it is probable that a taxable profit will be available, or when a current tax liability exists to make use of those deductible temporary differences, tax loss carry-forwards and unused tax credits, except where the deferred tax asset associated with the deductible temporary difference is generated by initial recognition of an asset or liability in a transaction which is not a business combination, and that, at the transaction date, does not impact net profit, nor tax income or loss.

For deductible temporary differences resulting from investments in subsidiaries, joint ventures and other associated entities, deferred tax assets are recorded to the extent that it is probable that the temporary difference will reverse in the foreseeable future and that a taxable profit will be available against which the temporary difference can be utilized.

The carrying value of deferred tax assets is reviewed at each closing date, and revalued or reduced to the extent that it is more or less probable that a taxable profit will be available to allow the deferred tax asset to be utilized. When assessing the probability of a taxable profit being available, account is taken, primarily, of prior years' results, forecasted future results, non-recurring items unlikely to occur in the future and the tax strategy. As such, the assessment of UMG's ability to utilize tax losses carried forward is to a large extent judgement-based. If the future taxable results of UMG proved to differ significantly from those expected, UMG would be required to increase or decrease the carrying value of deferred tax assets with a potentially material impact on UMG's Statement of Financial Position and Statement of Profit or Loss.

Deferred tax liabilities are recognized for all taxable temporary differences, except where the deferred tax liability results from goodwill or initial recognition of an asset or liability in a transaction which is not a business combination, and that, at the transaction date, does not impact net profit, tax income or loss.

For taxable temporary differences resulting from investments in subsidiaries, joint ventures and other associated entities, deferred tax liabilities are recorded except to the extent that both of the following conditions are satisfied: the parent, investor or venturer is able to control the timing of the reversal of the temporary difference and it is probable that the temporary difference will not be reversed in the foreseeable future.

Current tax and deferred tax shall be charged or credited directly to equity, and not profit if the tax relates to items that are credited or charged directly to equity. Current tax liabilities not expected to be paid within the next 12 months are recorded as long term current tax liability.

In 2023, UMG adopted International Tax Reform—Pillar Two Model Rules – Amendments to IAS 12. These amendments introduced (i) a mandatory temporary exception to the accounting for deferred taxes arising from the jurisdictional implementation of the Pillar Two model rules and (ii) disclosure requirements for affected entities to give financial statement users an understanding of the exposure to Pillar Two income taxes arising from that legislation.

2.3.21. Share-based payments

Equity-settled share-based compensation expense is recognized as a personnel cost over the vesting period of the award at the fair value of the equity instruments granted at the grant date with

a corresponding increase in equity. For cases in which the grant date occurs after the employees to whom the equity instruments were granted have begun rendering services (for example, if a grant of equity instruments is subject to shareholder approval), UMG estimates the grant date fair value of the equity instruments by estimating the fair value of the equity instruments at the end of the reporting period, for the purposes of recognising the services received during the period between service commencement date and grant date. Once the date of grant has been established, UMG revises the earlier estimate so that the amounts recognised for services received in respect of the grant are ultimately based on the grant date fair value of the equity instruments.

Fair value of the shares granted is fixed at the grant date and is equal to the share price at the grant date with a deduction for the aggregate discounted value of the dividends that will not be received over the vesting period, unless the conditions of the plan prescribe compensation for the vesting period dividends, and after taking into account the discount for non-transferability during the retention period.

The cumulative expense recognized for equity-settled transactions at each reporting date reflects the extent to which the vesting period has expired and UMG's best estimate of the number of equity instruments that will ultimately vest. The expense or credit in the Statement of Profit or Loss for a period represents the movement in cumulative expense recognized as at the beginning and end of that period. Service and non-market performance conditions are not considered when determining the grant date fair value of awards, but the likelihood of the conditions being met is assessed as part of UMG's best estimate of the number of equity instruments that will ultimately vest. Market performance conditions are reflected within the grant date fair value.

2.3.22. Related parties

A related party is a person or an entity that is related to UMG. These include both people and entities that have, or are subject to, the influence or control of UMG (e.g. key management personnel). Transactions with related parties are accounted for in accordance with the requirements of relevant IFRSs and take into account the substance as well as the legal form.

2.3.23. Contingent liabilities

Non-financial guarantees are accounted for as a contingent liability until such time it becomes probable that UMG will be required to make a payment under the guarantee.

Contingent liabilities are possible or present obligations of sufficient uncertainty that it does not quality for recognition as a provision, unless it is assumed in a business combination. Contingent liabilities are reviewed continuously to assess whether an outflow of resources has become probable.

2.3.24. Financial guarantees

Financial guarantee is a contract that requires the issuer to make specified payments to reimburse the holder for a loss it incurs because a specified debtor fails to make payments when due in accordance with the terms of a debt instrument.

Financial guarantees are initially recognised at fair value and are subject to the expected credit loss model, with a credit loss is recognized for expected cash shortfalls.

2.4. Accounting policy changes

2.4.1. Accounting policy changes originating from the IFRS amendments

UMG has amended its accounting policies for new or amended IFRS standards and interpretations that became effective as of 1 January 2025. The following amendments applied for the first time and did not have a material impact on adoption:

- Amendments to IAS 21 The Effects of Changes in Foreign Exchange Rates: Lack of Exchangeability

UMG has not early adopted any standards, interpretations or amendments that have been issued but are not yet effective.

2.4.2. Impact of standards issued but not yet effective

New and amended standards and interpretations that are issued, but not yet effective, up to the date of issuance of UMG's financial statements are disclosed below. UMG expects to adopt these new and amended standards and interpretations, if applicable, when they become effective.

- Amendments to IFRS 9 Classification and Measurement Requirements and IFRS 7 Disclosures, effective 1 January 2026
- IFRS 18 Presentation and Disclosures in Financial Statements, effective 1 January 2027
- IFRS 19 Subsidiaries without Public Accountability: Disclosures, effective 1 January 2027

Amendments to IFRS 9 Classification and Measurement Requirements and IFRS 7 Disclosures

The IASB issued amendments to IFRS 9 classification and measurement requirements and IFRS 7 disclosures effective for UMG on 1 January 2026. The amendments include:

- The amendments clarify that a financial liability is derecognized on 'settlement date' and introduce an accounting policy choice to derecognise financial liabilities settled using an electronic payment system before the settlement date if certain criteria are met;
- The classification of financial assets with ESG linked features has been clarified via additional guidance on the assessment of contingent features;
- Clarifications have been made on non-recourse loans and contractually linked instruments;
- Additional disclosures are introduced for financial instruments with contingent features and equity instruments classified at fair value through OCI.

UMG does not expect that adoption of these amendments will have a material impact on the Consolidated financial statements.

IFRS 18 Presentation and Disclosures in Financial Statements

On April 9, 2024, the IASB issued IFRS 18 Presentation and Disclosure in Financial Statements, which replaces IAS 1 Presentation of Financial Statements. IFRS 18, effective for UMG on 1 January 2027, introduces new requirements on presentation within the statement of profit or loss, including specified subtotals. It also requires disclosure of management-defined performance measures and includes enhanced requirements for aggregation and disaggregation of financial information in the primary financial statements and the notes. The IASB also issued narrow scope amendments to IAS 7 Statement of Cash Flows, and some requirements previously included within IAS 1 have been moved to IAS 8 Accounting Policies, Changes in Accounting Estimates and Errors, which has been renamed IAS 8 Basis of Preparation of Financial Statements. Other minor amendments were made to other standards. IFRS 18 and the other amendments are effective for reporting periods beginning on or after 1 January 2027 and may be adopted early. UMG is currently assessing the impact that IFRS 18 and the other amendments will have on UMG's consolidated financial statements.

IFRS 19 Subsidiaries without Public Accountability: Disclosures

Subsidiaries without public accountability of a parent that prepares consolidated financial statements available for public use are eligible to apply IFRS 19. This standard will not impact UMG's Consolidated financial statements.

Note 3. Segment data

Operating segment data

The segment reporting that follows is aligned with internal reporting used by UMG Management to assess UMG's performance. UMG's operating segments are organised by nature of the business and are the same as its reportable segments: Recorded Music, Music Publishing and Merchandising and Other. Each of these is described at Note 1. Corporate centre represent amounts not allocated to the operating segments and includes certain costs related to central activities as well as group enabling functions. Management also receives information about segment's revenue and assets. Inter-segment pricing is determined on an arm's length basis. Segment results, assets and liabilities include items directly attributable to a segment as well as those that can be allocated on a reasonable basis.

Segment Adjusted EBITDA is included in these disclosures because it is the primary measure of profit or loss used by UMG Management to assess each segment's performance and make decisions about allocating resources. Adjusted EBITDA is a non-IFRS measure. Adjusted EBITDA is calculated as Operating Profit excluding amortisation of intangible assets, impairment of goodwill and other intangibles, depreciation of tangible assets including right of use assets, gains/losses on the sale of tangible assets including right of use assets and intangible assets, restructuring expenses, non-cash share-based compensation expenses and certain one-time items that are deemed by management to be significant and incidental to normal business activity.

UMG consider Adjusted EBITDA to be a relevant measure to assess performance of UMG's operating activities excluding items that may be incidental to normal business activity and excluding restructuring expenses and non-cash share-based compensation which may impact period-to-period comparability.

Main aggregates of the Statement of profit or loss

(millions of euros)	Note	Recorded Music	Music Publishing	Merchandising and other	Corporate centre	Elimination of intersegment transactions	Total
Year ended December 31, 2025							
External revenue		9,454	2,244	809	-	-	12,507
Intercompany revenue		2	16	2	-	(20)	-
Revenues		9,456	2,260	811	-	(20)	12,507
Operating profit		1,985	371	12	(370)	-	1,998
Amortisation and depreciation expense		228	159	2	57	-	446
Restructuring expenses[1]		69	1	2	23	-	95
(Gain)/loss on sale of tangible and intangible assets		(3)	-	-	(1)	-	(4)
Impairment on intangible assets		3	-	-	-	-	3
Non-cash share-based compensation expense	24	135	18	-	74	-	227
Certain one-time items[2]		6	-	-	39	-	45
Adjusted EBITDA		2,423	549	16	(178)	-	2,810

1 Restructuring expenses include employee termination costs and other related expenses that result from a material change in the scope of a UMG business or the manner in which a UMG business is conducted.
2 Certain one-time items consists of US listing preparation costs and certain M&A advisory costs.

(millions of euros)	Note	Recorded Music	Music Publishing	Merchandising and other	Corporate centre	Elimination of intersegment transactions	Total
Year ended December 31, 2024							
External revenue		8,900	2,100	834	–	–	11,834
Intercompany revenue		1	21	8	–	(30)	–
Revenues		8,901	2,121	842	–	(30)	11,834
Operating profit		1,752	321	38	(336)	–	1,775
Amortisation and depreciation expense		205	161	2	41	–	409
Restructuring expenses[1]		138	4	2	25	–	169
(Gain)/loss on sale of tangible and intangible assets		(24)	–	–	1	–	(23)
Impairment on intangible assets		2	–	–	–	–	2
Non-cash share-based compensation expense	24	202	25	1	101	–	329
Certain one-time items[2]		–	–	–	–	–	–
Adjusted EBITDA		2,275	511	43	(168)	–	2,661

1 Restructuring expenses include employee termination costs and other related expenses that result from a material change in the scope of a UMG business or the manner in which a UMG business is conducted.
2 Certain one-time items consists of US listing preparation costs and certain M&A advisory costs.

Revenues by geographic area

UMG has a global network and operates in local countries, which enables it to maintain the relationships with clients and to understand the local market, legal and other conditions. As a result, the geographic basis of the operating companies is the basis in determining the split of revenues from external customers per geographical areas.

(millions of euros)	Year ended December 31, 2025		Year ended December 31, 2024	
U.S.	6,056	48%	5,971	51%
UK	1,200	10%	1,065	9%
Japan	908	7%	761	6%
Germany	626	5%	604	5%
France	483	4%	459	4%
Rest of the world[1]	3,234	26%	2,974	25%
Total revenues	12,507	100%	11,834	100%

1 Revenues for the Netherlands was €176 million in 2025 (€178 million in 2024).

Disaggregated revenue information

Recorded Music

(in millions of euros)	Year ended December 31, 2025	2024
Streaming revenue	1,435	1,414
Subscription revenue	4,884	4,624
Downloads and other digital revenue	234	180
Physical revenue	1,475	1,358
License and other revenue	1,428	1,325
Recorded Music revenue	9,456	8,901

Music Publishing

(in millions of euros)	Year ended December 31, 2025	2024
Performance revenue	456	442
Synchronisation revenue	272	253
Digital revenue	1,371	1,268
Mechanical revenue	107	103
Other revenue	54	55
Music Publishing revenue	2,260	2,121

Subscriptions and streaming represents the largest type of recorded music revenue and is recognised over time and is 51% (51% in 2024) of total UMG revenues. Physical recorded music revenues are recognised at a point in time and represent 12% (12% in 2024) of total UMG revenues.

Other Recorded Music revenues mostly include neighbouring rights income which are recognized over time.

Merchandising revenue is recognised at a point in time. Music Publishing revenue is mostly recognised over time.

In 2025, UMG had 3 customers that each individually represented over 10% of total revenues (3 customers in 2024) and which represented total revenues of 20%, 11% and 11% respectively (20%, 11% and 10% in 2024). Each customer reports revenues in both Recorded Music and Music Publishing segments.

The amount of revenue recognized for the year ended December 31, 2025 from performance obligations satisfied (or partially satisfied) in previous periods amounts to €226 million (2024: €142 million).

Segment assets

Segment assets by Segment

Segment assets that are reported to the executive board include items that are directly attributable to a segment as well as those that can be allocated on a reasonable basis. Unallocated assets mainly comprise of cash and deferred tax assets which are managed at the Group level.

(millions of euros)	Note	Recorded Music	Music Publishing	Merchandising and other	Corporate centre	Total
Year ended December 31, 2025						
Goodwill	9	959	698	97	-	1,754
Royalty advances, non-current	10	1,242	566	182	-	1,990
Catalogues	10	1,696	1,354	-	-	3,050
Property, plant & equipment	11	238	6	-	11	255
Other intangible assets	10	50	41	-	171	262
Right of use relating to leases	12	454	9	-	3	466
Royalty advances, current	10	580	478	88	-	1,146
Other assets		5,649	909	114	688	7,360
Total segment assets[1]		10,868	4,061	481	873	16,283
Unallocated assets						1,173
Total assets						17,456

1 Total segment assets in the Netherlands was €3,941 million in 2025 (€3,558 million in 2024).

(millions of euros)	Note	Recorded Music	Music Publishing	Merchandising and other	Corporate centre	Total
Year ended December 31, 2024						
Goodwill	9	1,003	788	104	–	1,895
Royalty advances, non-current	10	1,138	730	217	–	2,085
Catalogues	10	1,732	1,661	–	–	3,393
Property, plant & equipment	11	227	5	–	10	242
Other intangible assets	10	52	40	–	140	232
Right of use relating to leases	12	442	4	–	–	446
Royalty advances, current	10	566	551	94	–	1,211
Other assets		5,112	821	132	543	6,608
Total segment assets[1]		10,272	4,600	547	693	16,112
Unallocated assets						1,208
Total assets						17,320

Content assets by segment

		December 31, 2025			
(millions of euros)	Note	Recorded Music	Music Publishing	Merchandising and other	Total
Catalogues (of music and publishing rights)		1,696	1,354	–	3,050
Royalty advances (to artists and repertoire owners)		1,822	1,044	270	3,136
Of which:					
Non-current		1,242	566	182	1,990
Current		580	478	88	1,146
Content assets, net	10	3,518	2,398	270	6,186
Current content assets		580	478	88	1,146
Non-current content assets		2,938	1,920	182	5,040

		December 31, 2024			
(millions of euros)	Note	Recorded Music	Music Publishing	Merchandising and other	Total
Catalogues (of music and publishing rights)		1,732	1,661	–	3,393
Royalty advances (to artists and repertoire owners)		1,704	1,281	311	3,296
Of which:					
Non-current		1,138	730	217	2,085
Current		566	551	94	1,211
Content assets, net	10	3,436	2,942	311	6,689
Current content assets		566	551	94	1,211
Non-current content assets		2,870	2,391	217	5,478

Note 4. Acquisitions and divestments

UMG did not complete any material acquisitions of interests in equity affiliates or business combinations during 2025. During 2024, UMG completed investments in Chord Music Partners ("Chord"), NTWRK, Mavin Global ("Mavin") and [PIAS]. Total cash used in 2024 for these investments was €528 million. UMG accounts for its investments in Chord and NTWRK as associates using the equity method while the investments in Mavin and [PIAS] were recognised as business combinations. The NTWRK and Chord transactions closed in March 2024. The Mavin and [PIAS] acquisitions occurred in May 2024 and October 2024, respectively.

UMG did not have any material divestments in 2025 or 2024.

Note 5. Cost of revenues and selling, general and administrative expenses

(millions of euros)	Note	Year ended December 31, 2025	2024
Included in cost of revenues:			
Artist costs		5,836	5,464
Product costs		1,360	1,282
Of which:			
Personnel costs		30	*33*
Included in selling, general and administrative expenses:			
Depreciation of tangible assets	11	36	34
Depreciation of right of use assets	12	82	79
Personnel costs		1,674	1,755

Personnel costs and average employee numbers

(millions of euros)	Note	Year ended December 31, 2025	2024
Salaries		1,175	1,156
Social security and other employment expenses		192	196
Wages and expenses		1,367	1,352
Share-based compensation plans	24	256	360
Employee defined contribution plans		54	52
Employee defined benefit plans	23	2	1
Other		25	23
Personnel costs		1,704	1,788
Annual average number of full-time equivalent employees (in thousands)		*10.0*	*9.7*

Case 5:24-cv-03811-EKL Document 679-57 Filed 09/22/26 Page 217 of 296 PageID #: 129609

Note 6. Financial income and expenses

(millions of euros)	Note	Year ended December 31, 2025	2024
Interest income from cash, cash equivalents and other		25	19
Change in fair value of financial instruments through profit or loss	19	285	1,170
Remeasurement on investment for step acquisition	13	–	62
Expected return on plan assets related to employee benefit plans	23	–	1
Gain on derivative instruments at fair value through profit or loss[1]		27	24
Income from investments		2	3
Financial income		**339**	**1,279**
Interest expense on borrowings		(108)	(107)
Change in fair value of financial instruments through profit or loss	19	(37)	(17)
Unwinding of interest component		(2)	(2)
Interest cost related to employee benefit plans	23	(6)	(6)
Interest expenses on lease liabilities	12	(21)	(20)
Foreign exchange loss		(1)	(3)
Loss on derivative instruments at fair value through profit or loss[1]		(21)	(19)
Cost of finance		(8)	(4)
Other		(29)	(9)
Financial expenses		**(233)**	**(187)**
Net total financial income and (expenses)		**106**	**1,092**

1 The net gain/(loss) on derivative instruments at fair value through profit or loss relates to foreign exchange forward contracts that did not qualify for hedge accounting.

Note 7. Income taxes

Income taxes expense

(millions of euros)	Year ended December 31, 2025	2024
(Expense)/income		
Current tax		
Current year	(455)	(389)
Over/(under) provided in previous years	28	(6)
Uncertain tax positions	(27)	–
Withholding tax	(84)	(83)
	(538)	**(478)**
Deferred tax		
Origination and reversal of temporary difference and tax attributes[1]	(34)	(310)
Recognition/(de-recognition) of deferred tax assets	43	7
Effect of changes in tax rates	(4)	(3)
Over/(under) provided in previous years	(13)	6
	(8)	**(300)**
Total income tax expense in statement of profit and loss	**(546)**	**(778)**

1 Included the deferred tax charge relating to the revaluation gain recorded through profit or loss related to the investments in Spotify, Tencent Music Entertainment and other listed investments for an aggregate expense amount of €67 million in 2025, compared to €301 million expense in 2024.

(millions of euros)	Year ended December 31, 2025	2024
(Expense)/income		
Current tax related to items recognized during the year:		
To Equity		
Share based compensation	-	1
	-	1
Deferred tax related to items recognized during the year:		
To Equity		
Share based compensation	4	12
To Other Comprehensive Income		
Net (gain)/loss on equity instruments designated at fair value through OCI	-	-
Remeasurement (gain)/loss on actuarial gains and losses	(3)	5
Foreign currency translation and (gain)/loss on hedge of net investments and cash flow hedges	10	(6)
	11	11
Total income tax charged to equity and other comprehensive income	11	12

Effective tax rate

(millions of euros)	Year ended December 31, 2025	2024
Net profit /(loss) from continuing operations	1,540	2,093
Income taxes	546	778
Profit before income taxes	2,086	2,871
Dutch statutory tax rate	*25.8%*	*25.8%*
Theoretical provision for income taxes based on Dutch statutory tax rate	(538)	(741)
Reconciliation of the theoretical and effective provision for income taxes		
Corporate tax rate differences	13	8
Impacts of the changes in tax rates	(4)	(3)
Recognition/(de-recognition) of deferred tax assets	43	7
Adjustments to tax expense from previous years	15	-
Outside basis differences	(1)	(6)
Non-deductible expenses	(24)	(15)
Withholding taxes (net of Corporate Income tax benefit)	(66)	(64)
Uncertain tax positions	(27)	-
Foreign Derived Intangible Income (FDII) deduction (United States)	47	33
Other	(4)	3
Provision for income taxes	(546)	(778)
Effective tax rate	26.2%	27.1%

Case 5:24-cv-03811-EKL Document 179-57 Filed 09/22/26 Page 218 of 296 PageID #: 129611

Current tax receivables and payables

Changes in current tax receivables/(payables), net

	Year ended December 31,	
(millions of euros)	2025	2024
Opening balance of current income tax receivables/(payables)	(66)	(34)
Income tax expense in statement of profit and loss	(427)	(395)
Income tax charged to equity and other comprehensive income	–	1
Income tax paid/(received)	403	349
Changes in foreign currency translation adjustments and other	(13)	13
Closing balance of current income tax receivables/(payables), net	(103)	(66)
Reflected in the statement of financial position as follows:		
Current tax receivables	*65*	*30*
Current tax payables	*(168)*	*(96)*

Deferred tax assets and liabilities

Changes in deferred tax assets/(liabilities), net

	Year ended December 31,	
(millions of euros)	2025	2024
Opening balance of deferred tax assets/(liabilities)	(545)	(197)
Income taxes	(8)	(300)
Expenses and income directly recorded in equity and other comprehensive income	11	11
Business combinations	5	(57)
Changes in foreign currency translation adjustments and other	(20)	(2)
Closing balance of deferred tax assets/(liabilities), net	(557)	(545)

Components of deferred tax assets and liabilities

	Statement of financial position		Statement of profit or loss	
(millions of euros)	2025	2024	2025	2024
Deferred tax				
Tax attributes	35	22	(13)	10
Non-deductible provisions	116	100	(23)	(23)
Employee benefits	85	114	22	25
Lease liabilities	91	106	23	(29)
Asset revaluations	(133)	(188)	(18)	(20)
Financial instruments[1]	(837)	(727)	111	440
Right of use assets	(95)	(85)	(19)	29
Working capital and other	181	113	(75)	(132)
Deferred tax expense/(benefit)			8	300
Net deferred tax assets/(liabilities)	(557)	(545)		
Reflected in the statement of financial position as follows:				
Deferred tax assets	*657*	*625*		
Deferred tax liabilities	*(1,214)*	*(1,170)*		

1 Primarily related to the deferred tax liabilities stemming from the revaluation of the investments in Spotify, Tencent Music Entertainment and other investments.

The amounts of tax attributes (including tax losses and tax credits) were estimated at the end of the relevant fiscal years. As a result, the amount of tax attributes shown in this table and the amount reported to tax authorities at the time of the filing of the tax returns may differ, and if necessary, may need to be adjusted in this table at the end of the following year. UMG's forward-looking assumptions support that it is probable that future operational results will generate sufficient taxable income to utilize these tax attributes. Relevant developments potentially impacting the period and probability of recovery will be monitored closely.

Deferred tax assets have not been recognized in respect of gross tax attributes for €1,026 million (2024: €1,194 million), as it is not probable that there will be future taxable profits within the entities against which these can be utilized. €10 million of the unrecognized gross tax attributes will expire within 5 years and €988 million will not expire.

There are no income tax consequences attached for the Company to the payment of dividends in either 2025 or 2024 by the Company to its shareholders.

Pillar Two

UMG has carried out a study on the financial impact of the Pillar Two rules on 2025 and future years. Based on the currently available information UMG estimates that this impact is not material. UMG will closely monitor the legislative developments and guidance issued to assess potential changes in the impact on the Pillar Two rules.

For 2025 an accrual of less than €1 million (2024: less than €1 million) has been recorded regarding top-up tax in jurisdictions which base income tax rate is lower than 15%.

Tax audits and uncertain tax positions

In the normal course of their business, UMG is subject to tax audits by the relevant tax authorities in the countries in which it conducts or has conducted business. Various tax authorities have proposed ordinary adjustments to the financial results reported by UMG in prior years, under statutes of limitation applicable to UMG. Regarding ongoing tax audits, a provision is recorded where the impact that could result from an unfavourable outcome can reliably be assessed.

Note 8. Earnings per share

(millions of euros and shares, except per share data)	Year ended December 31, 2025	2024
Net profit attributable to equity holders of the parent	1,533	2,086
Weighted average number of shares outstanding (after deduction of treasury shares) during the year	1,833	1,827
Potential dilutive effects related to share-based compensation	20	25
Diluted weighted average number of shares	1,853	1,852
Earnings per share *(in euros)*		
Basic earnings per share	0.84	1.14
Diluted earnings per share	0.83	1.13

Case 5:24-cv-03811-EKL Document 679-57 Filed 09/22/26 Page 221 of 296 PageID #: 129613

Note 9. Goodwill

Changes in goodwill

(millions of euros)	2025	2024
Balance as at January 1		
Goodwill, gross	1,997	1,720
Accumulated impairment losses	(102)	(96)
Goodwill, net	1,895	1,624
Changes in book value:		
Acquisitions	56	180
Foreign currency translation adjustments	(197)	91
Total changes	(141)	271
Balance as at December 31		
Goodwill, gross	1,845	1,997
Accumulated impairment losses	(91)	(102)
Goodwill, net	1,754	1,895

In 2024, UMG recognised additional goodwill of €165 million as a result of the Mavin and [PIAS] business combinations, refer to Note 4.

Goodwill by cash generating unit

	Year ended December 31,	
(millions of euros)	2025	2024
Recorded Music	959	1,003
Music Publishing	698	788
Merchandising & Other	97	104
Closing balance	1,754	1,895

Cash generating units

For impairment testing, goodwill is allocated to cash-generating units, which represent the lowest level at which the goodwill is monitored internally for management purposes. The cash-generating units correspond to the operating segments as disclosed in Note 3 above.

Goodwill impairment test

UMG conducted the full annual impairment test in the fourth quarter of 2025.

The goodwill was tested for impairment by comparing it with a recoverable amount. The recoverable amount is determined as the higher of the value in use determined by the discounted value of future cash flows (Discounted Cash Flow method (DCF)) and the fair value (less costs to sell), determined on the basis of market data (stock market prices, comparable listed companies, comparison with the value attributed to similar assets or companies in recent acquisition transactions). For a description of the methods used for the impairment test, please refer to Note 2. In 2025 and 2024, the recoverable amounts of cash generating units were determined using their value in use.

Key assumptions used in the impairment tests for the cash-generating units were sales growth rates and the rates used for discounting the projected cash flows. These cash flow projections were determined using management's internal forecasts that cover an initial period of 2025 to 2028 (2024: initial period of 2024 to 2028) that matches the period used for our strategic planning process with an additional two-year extrapolation until 2030 (2024: extrapolation until 2029), after which a terminal value was calculated.

The sales growth rates used to estimate cash flows are based on:

- past performance, including the label pool revenue forecasts derived from commercial agreements with customers;
- external market growth assumptions among which is the overall population and corresponding growth in streaming penetration rate among the population;
- expected market share developments;
- industry long-term growth averages.

Key assumptions

	2025			2024		
In % per year	Compound Annual Revenue Growth 2025–2028	Extrapolation revenue growth rate after 2028	Pre-tax discount rates	Compound Annual Revenue Growth 2024–2028	Extrapolation revenue growth rate after 2028	Pre-tax discount rates
Recorded Music	6.9%	3.3%	10.3%	7.0%	3.3%	10.2%
Music Publishing	7.9%	3.3%	10.3%	7.0%	3.3%	10.2%
Merchandising	8.4%	2.2%	10.3%	13.4%	2.1%	10.2%

The annual impairment test for Recorded Music, Music Publishing and Merchandising showed significant headroom and management did not identify an impairment for these CGUs. The sensitivity analysis around the key assumptions in the impairment tests have indicated that a reasonably possible change in any of the assumptions would not cause the recoverable amount to be less than the carrying value.

Note 10. Content assets (catalogues and royalty advances) and other intangibles

Net book value 2025

	December 31, 2025		
(millions of euros)	Asset value, gross	Accumulated amortisation and impairment losses	Net book value
Catalogues (of music and publishing rights)	6,190	(3,140)	3,050
Royalty advances (to artists and repertoire owners)	3,136	–	3,136
Content assets	9,326	(3,140)	6,186
Other intangible assets	735	(473)	262

Net book value 2024

	December 31, 2024		
(millions of euros)	Asset value, gross	Accumulated amortisation and impairment losses	Net book value
Catalogues (of music and publishing rights)	6,623	(3,230)	3,393
Royalty advances (to artists and repertoire owners)	3,296	–	3,296
Content assets	9,919	(3,230)	6,689
Other intangible assets	684	(452)	232

Changes in content assets and other intangibles

(millions of euros)	Catalogues (of music and publishing rights)	Royalty advances (to artists and repertoire owners)	Other intangibles	Total intangible assets & advances
Balance December 31, 2023	3,020	2,634	180	5,834
Amortisation	(245)	-	(51)	(296)
Impairment	(2)	-	-	(2)
Additions	217	1,965	92	2,274
Disposals	(4)	-	(1)	(5)
Recoupments	-	(1,445)	-	(1,445)
Business combinations	245	36	2	283
Changes in foreign currency translation adjustments and other	162	106	10	278
Balance December 31, 2024	3,393	3,296	232	6,921
Amortisation	(256)	-	(72)	(328)
Impairment	(3)	-	-	(3)
Additions	275	1,551	125	1,951
Disposals	(36)	-	-	(36)
Recoupments	-	(1,350)	-	(1,350)
Business combinations	23	(10)	-	13
Changes in foreign currency translation adjustments and other	(346)	(351)	(23)	(720)
Balance December 31, 2025	3,050	3,136	262	6,448

Cash movements from additions and recoupments detailed in the changes in content assets table above are included net on the Consolidated Statement of Cash Flows.

The significant music catalogues and publishing rights were acquired through business combinations of BMG Publishing (BMG) and EMI Recorded Music (EMI). The BMG catalogue was acquired in 2007 with a fair value of €1,241 million and has carrying amount of €181 million (2024: €265 million) with a remaining useful life of 2 and 32 years for the respective catalogue components. The EMI catalogue was acquired in 2012 with a fair value of €1,046 million, and has a carrying amount of €434 million (2024: €541 million) with a remaining useful life of 7 and 37 years for the respective catalogue components.

In 2024, UMG recognised additional catalogue assets of €227 million as a result of the Mavin and PIAS business combinations, refer to Note 4.

Case 5:24-cv-03811-EKL Document 179-57 Filed 09/22/26 Page 224 of 296 PageID #: 129616

Note 11. Property, plant and equipment

(millions of euros)	Land and buildings	Equipment and machinery	Other fixed assets	Assets under construction	Total
Cost					
Balance as at January 1, 2025	**272**	**125**	**77**	**45**	**519**
Additions	13	6	6	45	70
Transfers and reclassifications	12	37	2	(51)	–
Disposals	(14)	(9)	(19)	–	(42)
Changes in foreign currency translation adjustments and other	(21)	(11)	(7)	(3)	(42)
Balance as at December 31, 2025	**262**	**148**	**59**	**36**	**505**
Depreciation and impairment losses					
Balance as at January 1, 2025	**(126)**	**(94)**	**(57)**	**–**	**(277)**
Depreciation during the year	(18)	(12)	(6)	–	(36)
Disposals	14	9	19	–	42
Changes in foreign currency translation adjustments and other	10	6	5	–	21
Balance as at December 31, 2025	**(120)**	**(91)**	**(39)**	**–**	**(250)**
Carrying amount					
As at January 1	146	31	20	45	242
As at December 31	142	57	20	36	255

(millions of euros)	Land and buildings	Equipment and machinery	Other fixed assets	Assets under construction	Total
Cost					
Balance as at January 1, 2024	**242**	**122**	**74**	**24**	**462**
Additions	32	2	3	54	91
Transfers and reclassifications	20	7	7	(34)	–
Disposals	(31)	(8)	(9)	–	(48)
Changes in foreign currency translation adjustments and other	9	2	2	1	14
Balance as at December 31, 2024	**272**	**125**	**77**	**45**	**519**
Depreciation and impairment losses					
Balance as at January 1, 2024	**(136)**	**(92)**	**(57)**	**–**	**(285)**
Depreciation during the year	(18)	(10)	(6)	–	(34)
Disposals	31	10	8	–	49
Changes in foreign currency translation adjustments and other	(3)	(2)	(2)	–	(7)
Balance as at December 31, 2024	**(126)**	**(94)**	**(57)**	**–**	**(277)**
Carrying amount					
As at January 1	106	30	17	24	177
As at December 31	146	31	20	45	242

Note 12. Leases

Changes in the rights-of-use

(millions of euros)	Year ended December 31, 2025	2024
Opening balance	446	316
Depreciation	(82)	(79)
Additions	147	220
Disposals	(5)	(24)
Foreign currency translations and other	(40)	13
Closing balance	466	446

Lease liabilities

(millions of euros)	Note	Year ended December 31, 2025	2024
Opening balance		541	410
Additions		146	219
Disposals		(5)	(24)
Accretion of interest	6	21	20
Payments		(93)	(102)
Of which interest		*(21)*	*(21)*
Of which principal		*(72)*	*(81)*
Foreign currency translations and other		(49)	18
Closing balance		561	541

Maturity of lease liabilities

(millions of euros)	Year ended December 31, 2025	2024
Maturity		
< 1 year	81	66
Between 1 and 5 years	241	252
> 5 years	239	223
Lease liabilities	561	541

Cash outflow for leases and lease-related expenses

Total cash outflow and expenses for the leases of real-estate with maturity shorter than 12 months and expense relating to low-value assets recorded in the Statement of Profit or Loss amounted to €21 million for the year ended December 31, 2025 (compared to €19 million for the year ended December 31, 2024).

Note 13. Investments in equity affiliates

UMG's investments in associates and joint ventures that are accounted for using the equity method include investments in:

- Vevo LLC, a global music videos and entertainment services platform incorporated in the United States;
- Chord, an investment entity formed in Canada that holds a pure-play catalogue of premier music intellectual property; and,
- NTWRK, a premium live-video shopping platform and curated marketplace incorporated in the United States.

Case 5:24-cv-03811-EKL Document 179-57 Filed 09/22/26 Page 226 of 296 PageID #: 129618

UMG's holds ownership interests in Vevo, Chord and NTWRK of 49.2%, 25.5% and 34.1%, respectively. As of December 31, 2025, the total carrying amount of these investments was €541 million (2024: €474 million).

Change in value of investments in equity affiliates

	Year ended December 31,	
(millions of euros)	2025	2024
Opening balance	578	222
Acquisitions[1]	220	395
Business combinations[2]	–	(56)
Write-downs	(1)	–
(Loss)/income from equity affiliates	(18)	4
Change in other comprehensive income	(66)	25
Dividends	(18)	(12)
Closing balance	695	578

1 Investments were acquired in Chord and NTWRK during 2024. Refer to Note 4. During 2025 additional investments were made in both companies.
2 In connection with the [PIAS] business combination, a step acquisition, UMG derecognised its pre-acquisition investment in [PIAS], previously accounted for using the equity method, on the October 2024 acquisition date. Refer to Notes 4 and 6.

Note 14. Capital and financial risk management

Capital risk management

UMG objectives when managing capital are to safeguard UMG's ability to continue to create value for shareholders, support the sustainable growth of the Group, and maintain a capital structure that optimizes its cost of capital. As a result, UMG endeavours to maintain a satisfactory economic return for its shareholders and guarantee economic access to external sources of funds.

During 2025, UMG maintained its Baa1 (with Moody's) and BBB+ (with S&P - Long Term Credit Ratings). The syndicated RCF financial covenant requires that UMG maintain Baa2/BBB long term ratings with Moody's and S&P.

UMG and its subsidiaries are not subject to external capital requirements, other than the financial covenants as disclosed above.

To support this strategic goal, UMG management remains focused on the robust performance of the Free Cash Flow, a non-IFRS measure, and effective Working Capital management, details on both are presented below.

Free Cash Flow is calculated as net cash provided by/(used for) operating activities plus net cash provided by/(used for) investing activities, less repayment of lease liabilities and related interest expense, interest paid, net and other cash items related to financing activities. UMG considers Free Cash Flow to be a relevant indicator of its cash flow generated to fund dividend payments and repayment of debt. Free Cash Flow does not necessarily represent funds available for discretionary use and is not necessarily a measure of our ability to fund our cash needs.

Case 5:24-cv-03811-EKL Document 279-57 Filed 09/22/26 Page 227 of 296 PageID #: 129619

Free cash flow

(millions of euros)	Year ended December 31, 2025	2024
Operating profit	1,998	1,775
Amortisation and depreciation expense	446	409
Non-cash share-based compensation expense, net of employees tax withheld	111	131
Impairment on intangible assets	3	2
Changes in provision, net	(48)	1
(Gain)/loss on sale of assets	(4)	(23)
Adjustments	508	520
Royalty advance payments, net of recoupments	(402)	(186)
Other changes in net working capital	38	(5)
Net cash provided by/(used for) operating activities before income tax paid	2,142	2,104
Income tax paid	(403)	(349)
Net cash provided by/(used for) operating activities	1,739	1,755
Net cash provided by/(used for) investing activities	(854)	(1,051)
Repayment of lease liabilities and related interest expenses	(93)	(102)
Interest, net	(81)	(81)
Other cash items related to financing activities	(9)	2
Free cash flow	702	523

Changes in working capital

(millions of euros)	December 31, 2024	Changes in operating working capital[1]	Business combinations	Changes in foreign currency translation adjustments	Other[2]	December 31, 2025
Inventories[3]	255	35	(3)	(24)	–	263
Trade accounts receivable and other	2,497	291	8	(169)	(20)	2,607
Of which:						
Trade accounts receivable	*813*	*(107)*	*5*	*(45)*	*7*	*673*
Expected credit losses	*(42)*	*(1)*	–	*2*	–	*(41)*
Working capital assets	2,752	326	5	(193)	(20)	2,870
Trade accounts payable and other	(6,394)	(369)	(15)	521	28	(6,229)
Other non-current liabilities	(1,456)	5	(1)	41	(38)	(1,449)
Working capital liabilities	(7,850)	(364)	(16)	562	(10)	(7,678)
Net working capital	(5,098)	(38)	(11)	369	(30)	(4,808)

1 Excludes content investments.
2 Mainly includes the change in net working capital relating to content investments, capital expenditures and other investments.
3 Total inventory obsolescence expense for the period was €44 million.

(millions of euros)	December 31, 2023	Changes in operating working capital[1]	Business combinations	Changes in foreign currency translation adjustments	Other[2]	December 31, 2024
Inventories[3]	210	32	5	8	–	255
Trade accounts receivable and other	2,246	110	40	51	50	2,497
Of which:						
Trade accounts receivable	*646*	*107*	*35*	*18*	*7*	*813*
Expected credit losses	*(49)*	*4*	–	–	*3*	*(42)*
Working capital assets	2,456	142	45	59	50	2,752
Trade accounts payable and other	(5,711)	(137)	(75)	(214)	(257)	(6,394)
Other non-current liabilities	(715)	–	(30)	(23)	(688)	(1,456)
Working capital liabilities	(6,426)	(137)	(105)	(237)	(945)	(7,850)
Net working capital	(3,970)	5	(60)	(178)	(895)	(5,098)

1 Excludes content investments.
2 Mainly includes the change in net working capital relating to content investments, capital expenditures and other investments.
3 Total inventory obsolescence expense for the period was €68 million.

Financial risk management

UMG business activities expose the Group to financial risks, including credit risk, liquidity risk, and market risk. Market risk comprises three types of risk: interest rate risk, foreign currency risk and other price risks.

These risks are inherent to how UMG operates as a multinational with locally operating subsidiaries. To manage these risks, UMG has developed specific policies. The essence of measuring the performance of these policies is to strike a balance between managing risks and contributing to the financial results of UMG. UMG policies are risk-averse in that regard. Enforcement of procedures related to financial risk management is carried out by UMG Group Treasury in line with the guiding principles of the Group Treasury Policies.

Credit risk

Credit risk is the risk that one party to a financial instrument will cause a financial loss for the other party by falling to discharge an obligation.

UMG's maximum credit risk exposure is equal to the carrying amounts of Trade and other receivables, refer to Note 15, and Cash position and borrowings, refer to Note 17, as presented in the Statement of Financial Position. Also, for the derivatives and assets at fair value via profit and loss, the maximum exposure to credit risk at the end of the reporting period is equal to the carrying amount, refer to Note 19 . The maximum credit risk exposure on guarantees issued corresponds to their nominal amounts, as presented in Note 18.

UMG aims to centralize its cash management with its Tier 1 banks, of which all the banks have credit ratings of minimum of A-.

UMG performs ongoing evaluations of the financial and non-financial condition of UMG customers and adjusts credit limits when appropriate. In instances where a customer's creditworthiness is determined not to be sufficient to grant the required credit limit, there are several mitigation tools that can be utilized to close the gap, including reducing payment terms, cash on delivery, prepayments and pledges on assets.

Case 5:24-cv-03811-EKL Document 279-57 Filed 09/22/26 Page 228 of 296 PageID #: 129621

UMG's operational subsidiaries have set up procedures and systems to track their trade accounts receivable and recover outstanding amounts. In addition, some subsidiaries have insured their main client credit risks worldwide with a leading credit insurer.

Liquidity risk

Liquidity risk is the risk that UMG will not be able to meet its financial obligations as they fall due.

The primary objective of liquidity management is providing sufficient cash to enable UMG to meet its liabilities when due, under normal and stressed conditions, without incurring losses.

Neither the aged receivables of individual customers, nor the profile of the accounts receivable portfolio per segment, impose a significant threat to UMG's liquidity planning.

UMG Treasury provides for the short-term day-to-day cash management needs of the Group by organizing sweeps between international cash poolings. For medium term financing requirements, UMG Group Treasury determines the Group's overall debt position and its planned evolution based on the Group's 13-month rolling cash forecast. A liquidity analysis is performed to ensure the proper funding is in place to face medium-term needs.

Cash is pooled up to UMG NV from all territories participating in the international cash pooling arrangement. Cash is extracted from countries outside the cash pooling through dividends or upstream loans.

The objectives of liquidity management are to repay UMG's external debt and to pay UMG's dividend to the Group's shareholders. The list of permitted banks for liquidity management includes nine banks with minimum rating of A-.

The liquidity analysis includes a buffer of €400 million to provide for intra-month treasury swings and the incompressible treasury float. Adequate bank facilities are available as backup for Commercial paper. The maturity schedule for long-term external debt is maintained above 3 years and the current average maturity for long term external debt is 3.73 years (2024: 4.5 years). UMG Treasury ensures central compliance with financial covenants, pari-passu, and negative pledge clauses.

Total cash and cash equivalents position as at December 31, 2025, is disclosed in Note 17. Contractual obligations and their timing are disclosed in Note 18. In addition, as at December 31, 2025, UMG has undrawn Revolving Credit Facilities (RCF) of €1,615 million (2024: €1,250 million). The €2,000 million RCF serves as a liquidity backstop for the NEU Commercial Paper program.

Market risk

Market risk is the possibility that an entity will experience losses due to factors that affect the financial markets. Market risk includes currency risk and interest rate risk as addressed below, but also risk of change in fair value of the financial instruments, including those traded on the active markets. At December 31, 2025, UMG held financial instruments measured at fair value as disclosed in Note 19, where the exposure of the risk and sensitivity are presented.

UMG risk management policies cover refinancing risk to ensure that under any market circumstances, UMG can refinance its debt on time and a reasonable cost. The objectives of refinancing risk management are to benefit from sufficient flexibility granted by the access to capital markets (in particular, Euro commercial papers, private placement and bond markets) and not rely solely on bank borrowings.

Interest rate risk

Interest rate risk is the risk of the fair value or future cash flows of a financial instrument fluctuating because of changes in the market interest rates. Financial instruments included in borrowings create an inherent interest rate risk.

UMG seeks to limit the period over which it is exposed to interest rate risk on the Group's borrowings. The preferred method of hedging interest rate risk is issuing long-term fixed-rate bonds. The use of interest-rate plain vanilla derivatives is also authorized. The list of authorized instruments includes interest rate swaps, FRAs, caps, and floors.

As for currency risk management, interest rate hedging operations are handled solely by UMG Treasury according to the Group's strategic goals set by the Group Chief Financial Officer. The speculative use of interest rate derivatives is strictly prohibited.

As of December 31, 2025, UMG had a ratio of fixed-rate debt to total outstanding debt of approximately 80% (2024: 68%). A sensitivity analysis conducted in January 2026 on the gross debt portfolio shows that if short term EURIBOR were to increase instantaneously by 0.5% from their level of December 31, 2025, with all other variables held constant, the total change in annualized interest expense result would be €2 million (2024: €4 million).

Foreign currency risk

As any multinational group, UMG is exposed to transactional foreign currency risk on committed and forecast cash flows, that are denominated in a currency other than the transacting entity's functional currency. UMG is also exposed to translational risk, resulting from the translation of foreign operations into Euros. The main currencies that drive UMG's foreign currency risk are U.S. Dollar, British Pound and Japanese Yen.

UMG's exposure to foreign exchange transactional risk is greatly limited due to the offsetting of inflows and outflows in local currencies to the extent possible as a natural hedge. UMG Treasury mainly manages foreign currency risk exposure on balance sheet positions, primarily cash concentrations in non-Euro currencies held under the Group's cash pooling arrangements. UMG Treasury's foreign currency risk management policy is to hedge recognized assets and liabilities denominated in foreign currencies above a predefined threshold. UMG uses forward exchange rate contracts and foreign exchange swaps to manage this exposure. All material foreign currency balance sheet exposures are offset by derivatives, so potential foreign currency rate fluctuations as of December 31, 2025 would have no significant impacts on UMG's financial results. UMG did not apply hedge accounting to these derivatives in 2025 or 2024. Currency derivatives are not used for speculative purposes. The average maturity of these contracts is one month.

The table below summarises the net nominal value of the foreign currency balance sheet exposure and foreign exchange rate derivatives used to offset it as of December 31, 2025.

(millions of euros)	USD	GBP	JPY	Other	Total
Nominal value of Balance sheet exposure	225	(165)	(138)	(403)	(481)
Foreign exchange rate derivatives	(225)	165	138	403	481
Net exposure	-	-	-	-	-

Foreign currency translation risks are hedged to a limited extent, as the underlying currency positions are generally considered to be long-term in nature. If a hedge is entered into, it is accounted for as a net investment hedge.

Note 15. Trade and other receivables

	Year ended December 31,	
(millions of euros)	2025	2024
Trade receivables and accrued income	2,299	2,244
Other receivables	308	253
Trade and other receivables	2,607	2,497

	Year ended December 31,	
(millions of euros)	2025	2024
Current	2,205	2,160
Overdue 0-30 days	52	44
Overdue 31-150 days	24	25
Overdue >150 days	18	15
Trade receivables and accrued income	2,299	2,244

Trade and other receivables are presented net of valuation allowances. For changes in the expected credit loss allowance and the credit risk management policies and procedures of UMG please refer to Note 14.

Case 5:24-cv-03811-EKL Document 179-57 Filed 09/22/26 Page 231 of 296 PageID #: 129623

Note 16. Trade and other accounts payable

(millions of euros)	Year ended December 31, 2025	2024
Trade accounts payable	174	168
Music royalties to artists and repertoire owners	4,383	4,327
Accrued expenses	480	424
Creative talent and content liabilities	344	533
Other payables[1]	452	530
Trade and other accounts payable	5,833	5,982
Current contract liabilities	396	412
Trade accounts payable and other	6,229	6,394

1 Other payables includes accrued liabilities and payables related to employee, taxes and other costs.

The total amount of current and non-current contract liabilities as at December 31, 2025 is €403 million (2024: €424 million).

Out of the total amount of €424 million recognized in contract liabilities at the beginning of 2025, €379 million has been recognized as revenue for the year ended December 31, 2025 (2024: €365 million recognized as revenue out of a total of €428 million recognized in contract liabilities at the beginning of 2024).

Note 17. Cash position and borrowings

Cash position

(millions of euros)	Year ended December 31, 2025	2024
Cash and cash equivalents	451	553
Bank overdrafts	(74)	(8)
Cash and cash equivalents in the statement of cash flows	377	545

UMG operates in a number of territories where regulations do not authorise participation of local entities to the UMG global cash pooling. Only dividends and intra-group invoices are available to extract cash from these territories. The amount of cash held by UMG entities in these countries amounted to €412 million as of December 31, 2025 (2024: €466 million).

Borrowings and other financial liabilities

	December 31, 2025			December 31, 2024		
(millions of euros)	Total	Long-term	Short-term	Total	Long-term	Short-term
Bonds	2,293	2,251	42	1,810	1,776	34
Drawn revolving credit facilities	8	8	–	–	–	–
Commercial papers	384	–	384	746	–	746
Bank overdrafts	74	–	74	8	–	8
Other	87	38	49	87	2	85
Borrowings at amortized cost	2,846	2,297	549	2,651	1,778	873
Cash and cash equivalents	(451)	–	(451)	(553)	–	(553)
Derivative financial assets	(5)	–	(5)	–	–	–
Net debt	2,390			2,098		

Borrowings include the following:

- €500 million of senior unsecured notes issued in June 2022, due on June 30, 2027 with a coupon of 3.00%.
- €500 million of senior unsecured notes issued in June 2022, due on June 30, 2032 with a coupon of 3.75%.
- €750 million of senior unsecured notes issued in June 2023, due on June 13, 2031 with a coupon of 4.00%.
- ¥7 billion (€45 million) of senior notes issued in July 2023 and due on July 5, 2038 with a coupon of 1.61%.
- €300 million of senior unsecured notes issued in May 2025, due on June 30, 2032 with a coupon of 3.75%.
- €100 million of senior unsecured notes issued in June 2025, due on June 13, 2031 with a coupon of 4.00%.
- ¥7 billion (€41 million) of senior notes issued in September 2025 and due on September 25, 2035 with a coupon of 2.25%.
- €40 million of senior unsecured notes issued in December 2025, due on December 15, 2038 with a coupon of 4.00%.
- €2 billion revolving credit facility extended in February 2023 to April 26, 2028.
- Up to €2 billion NEU commercial paper program established in July 2022.
- USD $500 million short-term bilateral floating rate revolving credit facility entered into in April 2025, which expires in April 2028.

Case 5:24-cv-03811-EKL Document 179-57 Filed 09/22/26 Page 298 of 296 PageID #: 129625

Movements of borrowings

(millions of euros)	Drawn revolving credit facilities	Bonds	Bank overdrafts	Commercial papers	Other debt	Total
Balance December 31, 2023	–	1,808	26	197	73	2,104
New borrowings	300	–	8	3,897	124	4,329
Repayments	(300)	–	(26)	(3,351)	(104)	(3,781)
Translation differences and other movements	–	2	–	3	(6)	(1)
Balance December 31, 2024	–	1,810	8	746	87	2,651
New borrowings	317	481	74	3,689	19	4,580
Repayments	(309)	–	(8)	(4,048)	(12)	(4,377)
Translation differences and other movements	–	2	–	(3)	(7)	(8)
Balance December 31, 2025	8	2,293	74	384	87	2,846

Note 18. Contractual obligations and other commitments

UMG's material contractual obligations and contingent assets and liabilities include:

- Contractual content commitments. UMG routinely commits to pay agreed amounts to artists and other parties upon delivery of content or other products. Until the artist or the other party has delivered his or her content or until the recoupment of an advance, UMG discloses its obligation as an off-balance sheet commitment;
- Certain contractual obligations relating to the UMG's business operations, including leases and off-balance sheet commercial commitments, such as long-term service contracts and purchase or investment commitments; and
- Commitments related to UMG's financing: term loan and drawn committed bank credit facilities.

Contractual obligations

The table below analyses UMG's financial liabilities into relevant maturity groupings based on their contractual maturities. The amounts disclosed in the table are the contractual undiscounted cash flows. Balances due within 12 months equal their carrying balances as the impact of discounting is not significant. Interest on long-term debt is based on floating rate adjustments according to market expectations.

(millions of euros)	Minimum future payments as of December 31, 2025 Total	Payments due in 1 year	2–5 years	After 5 years	Total minimum future payments as of December 31, 2024
Borrowings and other financial liabilities	3,281	480	871	1,930	3,086
Lease liabilities	695	102	307	287	664
Music royalties to artists and repertoire owners	4,396	4,383	13	–	4,343
Creative talent and content liabilities	583	344	237	2	944
Other payables	2,251	1,054	61	1,136	2,094
Consolidated statement of financial position items	11,206	6,363	1,489	3,355	11,131
Contractual content commitments	1,614	791	753	70	1,707
Other commitments[1]	1,571	859	122	590	875
Total off-balance sheet commitments	3,185	1,650	875	660	2,582
Total	14,391	8,013	2,364	4,015	13,713

1 In December 2024, UMG entered into a definitive agreement to acquire Downtown Music Holdings LLC. The acquisition was approved by the European Commission on February 13, 2026 and completed on February 20, 2026. Refer to Note 30 of the Consolidated Financial Statements for additional information. Total cash outflows resulting from the acquisition are $898 million, which includes cash paid to the selling shareholder and payments to settle certain of Downtown's third-party debt obligations.

Note 19. Financial assets and liabilities

The following table shows the carrying amounts and fair values of financial assets and liabilities according to their fair value hierarchy. Based on the nature, maturity or the magnitude of the amounts, UMG considers that the fair value of trade and other receivables, short-term deposits, loans receivable, borrowings, trade and other payables are not materially different from their carrying value.

Fair value hierarchy is based on the transparency of the inputs used and is as follows:

- Level 1: fair value measurement based on quoted prices in active markets for identical assets or liabilities;
- Level 2: fair value measurement based on observable market data (other than quoted prices included under Level 1), being for example, price on the last transactions on over-the-counter (OTC) markets; and
- Level 3: fair value measurement based on valuation techniques using inputs for the asset or liability that are not based on observable market data.

(millions of euros)	December 31, 2025 Carrying amount	Fair value Level 1	Level 2	Level 3
Financial assets at fair value through profit and loss				
Listed equity securities	3,404	3,404	-	-
Other financial assets	133	-	18	115
Financial assets at fair value through other comprehensive income				
Unlisted equity securities	34	-	-	34
Financial assets at amortised cost				
Trade and other receivables	2,607	-	-	-
Other financial assets	215	-	-	-
Total financial assets	**6,393**	**3,404**	**18**	**149**
Financial liabilities at fair value through profit and loss				
Trade and other payables	(4)	(4)	-	-
Other non-current liabilities	(51)	(5)	-	(46)
Financial liabilities at amortised cost				
Trade and other payables	(6,225)	-	-	-
Bonds	(2,293)	(2,181)	-	-
Borrowings, excluding bank overdrafts and bonds	(479)	-	-	-
Other non-current liabilities	(1,398)	-	-	-
Total financial liabilities	**(10,450)**	**(2,190)**	**-**	**(46)**

(millions of euros)	December 31, 2024 Carrying amount	Fair value Level 1	Level 2	Level 3
Financial assets at fair value through profit and loss				
Listed equity securities	2,945	2,945	-	-
Other financial assets	112	-	7	105
Financial assets at fair value through other comprehensive income				
Unlisted equity securities	18	-	-	18
Financial assets at amortised cost				
Trade and other receivables	2,497	-	-	-
Other financial assets	197	-	-	-
Total financial assets	**5,769**	**2,945**	**7**	**123**
Financial liabilities at fair value through profit and loss				
Trade and other payables	(3)	(3)	-	-
Other non-current liabilities	(63)	(8)	-	(55)
Financial liabilities at amortised cost				
Trade and other payables	(6,391)	-	-	-
Bonds	(1,810)	(1,791)	-	-
Borrowings, excluding bank overdrafts and bonds	(833)	-	-	-
Other non-current liabilities	(1,393)	-	-	-
Total financial liabilities	**(10,493)**	**(1,802)**	**-**	**(55)**

Case 5:24-cv-03811-EKL Document 679-57 Filed 09/22/26 Page 236 of 296 PageID #: 129628

Listed equity portfolio

	Number of shares held (thousands)	Ownership interest	Average purchase price[1,2]	Stock market price (€/share)	Carrying value	Change in value over the period	Cumulative unrealized capital gain/(loss)[3]	Sensitivity at +/- 10 pts
					(millions of euros)			
Spotify	6,487	3.16%	6.58	431.90	2,802	1,690	2,759	+280/-280
Tencent Music Entertainment	12,246	0.79%	na	10.96	134	33	134	+13/-13
Other					9	(5)	9	
Total at December 31, 2024					2,945	1,718	2,902	
Spotify	6,487	3.10%	6.58	495.47	3,214	412	3,171	+321/-321
Tencent Music Entertainment	12,246	0.80%	na	14.96	183	49	183	+18/-18
Other					7	(2)	7	
Total at December 31, 2025					3,404	459	3,361	

1 Includes acquisition fees and taxes.
2 na: not applicable.
3 Includes revaluation gains, net of liabilities, of €283 million in 2025 (€1,163 million in 2024) as recognized in Note 6.

Note 20. Equity

Share capital

UMG has an authorized share capital of €27,000 million divided into 2,700,000,000 ordinary shares with a nominal value of €10 per share. On December 31, 2025, the issued and fully paid share capital consisted of 1,834,181,772 ordinary shares with a nominal value of €10 per share (2024: 1,829,281,171 ordinary shares with a nominal value of €10 per share).

Additional paid-in capital

Additional paid-in capital represents the premium paid in excess of the par value of shares at the time of the issuance of new shares.

Treasury shares

As at December 31, 2025, UMG held 214,235 shares (2024: 214,235 shares) as Treasury shares.

Retained Earnings

Dividend Distribution

On May 14, 2025 the shareholders approved a dividend distribution of €0.28 per ordinary share, corresponding to a total distribution of €513 million, paid in June 2025, except for withholding tax which was settled in July 2025.

On July 30, 2025 the directors approved an interim dividend distribution of €0.24 per ordinary share, corresponding to a total distribution of €440 million paid in October 2025.

UMG plans to annually declare and pay dividends to all holders of the Shares on a pro-rata basis in two semi-annual instalments, in the aggregate amount of no less than 50% of UMG's net profits realized during the relevant financial year, subject to agreed non-cash items. UMG intends to pay an interim dividend in the fourth quarter of each financial year, after the publication of the half-year figures of the Group, and a final dividend in the second quarter of the following financial year, to be paid following approval of the UMG's financial statements at its Annual General Meeting.

A proposal will be submitted to the 2026 Annual General Meeting of Shareholders to pay a final dividend of €0.28 per ordinary share corresponding to a distribution of €514 million, in cash, from the 2025 retained earnings, payable in Q2 2026. This would bring the total dividend for 2025 to €954 million, or €0.52 per ordinary share.

Note 21. Expenses and income directly recognized in other comprehensive income

Details of changes in equity related to other comprehensive income

	Items not subsequently reclassified to profit & loss		Items to be subsequently reclassified to profit & loss			
(millions of euros)	Actuarial gains/(losses) related to employee defined benefit plans	Financial assets at fair value through other comprehensive income	Foreign currency translation adjustments	Other comprehensive income from equity affiliates, net	Net gain/ (losses) on hedge of net investment and cash flow hedges	Other comprehensive income
Balance as of December 31, 2023	(14)	(6)	(166)	(1)	8	(179)
Expenses and income directly recognized in other comprehensive income	(17)	(4)	261	25	3	268
Tax effect	5	–	(6)	–	–	(1)
Balance as of December 31, 2024	(26)	(10)	89	24	11	88
Expenses and income directly recognized in other comprehensive income	9	(1)	(642)	(66)	23	(677)
Tax effect	(3)	–	–	–	–	(3)
Balance as of December 31, 2025	(20)	(11)	(553)	(42)	34	(592)

Note 22. Provisions

		Year ended December 31,	
(millions of euros)	Note	2025	2024
Post-retirement employee benefits	23	164	178
Royalty audit claims		102	118
Deferred employee compensation		29	31
Restructuring costs		51	53
Litigations		20	19
Other		55	62
Provisions		421	461
Deduction of current provisions		(179)	(195)
Non-current provisions		242	266

Based on the historical utilisation rate, UMG expects the royalty audit claims provision will be utilized mainly within the next 3 years.

Movements in provisions

(millions of euros)	Restructuring	Litigation	Royalty audit claims	Other	Total
Balance as at January 1, 2025	53	19	118	62	252
Additions	51	1	42	1	95
Utilizations	(52)	–	(36)	(32)	(120)
Releases	(1)	(1)	(13)	(7)	(22)
Business combinations	–	–	1	27	28
Changes in foreign currency translation adjustments and other	–	1	(10)	4	(5)
Balance as at December 31, 2025	51	20	102	55	228
Current	49	15	60	33	157
Non-current	2	5	42	22	71

Note 23. Post-retirement employee benefits

In accordance with the laws and practices of each country in which it operates, UMG participates in, or maintains, employee benefit plans providing retirement pensions, post-retirement health care, life insurance and other post-employment benefits to eligible (former) employees and such of their beneficiaries who meet the required conditions. Post-retirement benefits are provided for substantially all employees through defined contribution plans, which are integrated with local social security, or defined benefit plans, which are generally managed via group pension plans.

The plan funding policy implemented by UMG is consistent with applicable government funding requirements and regulations. Refer to Note 5 for the contribution to defined contribution plans. Post-employment benefits covered in this note relate to defined-benefit pension and other post-retirement defined benefit plans, including medical plans and life insurance. The benefits provided by these plans are based on employees' years of service and compensation levels.

Refer to the table below for the present value of the net defined benefit obligations and plan assets per country as at December 31.

	2025			2024		
(millions of euros)	Obligation	Fair value of plan assets	Net obligation/ (asset)	Obligation	Fair value of plan assets	Net obligation/ (asset)
Germany	134	(1)	133	147	(1)	146
U.S.	18	-	18	19	-	19
Other	35	(34)	1	38	(36)	2
Total	187	(35)	152	204	(37)	167
of which						
assets related to employee benefit plans			(12)			(11)
liabilities for employee benefit plans			164			178

Germany

The post-retirement benefit plans in Germany aim to provide pension benefits to eligible (former) employees and such of their beneficiaries who meet certain conditions. The total obligation as presented above includes multiple plans, of which three are material. These plans are closed to new entrants since 2003 and earlier. In accordance with current regulations, these plans are not funded and are not covered by the plan assets. The main risks for UMG relate to changes in discount rates and inflation rates.

United States

The defined benefit liability in the United States mainly relates to the post-retirement medical care benefits. Post-retirement medical benefit plans in the United States are not covered by plan assets in accordance with local laws and practices.

Cash flow impact for 2026

In 2026 UMG expects a cash outflow of €15 million in relation to all defined benefit plans.

Net defined benefit obligations/(assets)

Movements of the net defined benefit obligations and plan assets for the year ended on December 31, are presented in the following tables.

(millions of euros)	Note	2025 Obligation	2025 Fair value of plan assets	2025 Net obligation/ (asset)
Opening balance		204	(37)	167
Current service cost	5	2	–	2
(Gain)/loss on settlements		–	–	–
Other		–	–	–
Impact on selling & administrative expenses		*2*	*–*	*2*
Interest cost	6	6	–	6
Expected return on plan assets	6	–	–	–
Impact on other financial income		*6*	*–*	*6*
Included in the statement of profit or loss		8	–	8
Actuarial losses/(gains) related to:				
Experience adjustments		(2)	–	(2)
Financial assumptions		(7)	–	(7)
Demographic assumptions		–	–	–
Included in other comprehensive income	21	*(9)*	*–*	*(9)*
Contributions by employers		–	(12)	(12)
Benefits paid by the fund		(3)	3	–
Benefits paid by the employer		(12)	12	–
Foreign currency and other		(1)	(1)	(2)
Closing balance		187	(35)	152
of which				
wholly or partly funded benefits		*29*		
wholly unfunded benefits[1]		*158*		
assets related to employee benefit plans				*(12)*
liabilities for employee benefit plans				*164*

1 Included a current liability of €14 million as of December 31, 2025

(millions of euros)	Note	2024 Obligation	2024 Fair value of plan assets	2024 Net obligation/ (asset)
Opening balance		192	(36)	156
Current service cost	5	1	–	1
(Gain)/loss on settlements		–	–	–
Other		–	–	–
Impact on selling & administrative expenses		*1*	*–*	*1*
Interest cost	6	6	–	6
Expected return on plan assets	6	–	(1)	(1)
Impact on other financial income		*6*	*(1)*	*5*
Included in the statement of profit or loss		7	(1)	6
Actuarial losses/(gains) related to:				
Experience adjustments		14	(3)	11
Financial assumptions		6	–	6
Demographic assumptions		–	–	–
Included in other comprehensive income	21	*20*	*(3)*	*17*
Contributions by employers		–	(13)	(13)
Benefits paid by the fund		(3)	3	–
Benefits paid by the employer		(12)	12	–
Foreign currency and other		–	1	1
Closing balance		204	(37)	167
of which				
wholly or partly funded benefits		*33*		
wholly unfunded benefits[1]		*171*		
assets related to employee benefit plans				*(11)*
liabilities for employee benefit plans				*178*

1 Included a current liability of €15 million as of December 31, 2024

Assumptions used in the valuation of the net defined benefit liability

The mortality tables used for UMG's major defined benefit schemes in Germany are Richttafeln 2018 G K. Heubeck.

Other key assumptions used in the valuation of the net defined benefit plans liability are: rate of compensation increase, discount rate, and expected return on plan assets. The weighted-average assumptions used to calculate the defined benefit obligation as of December 31 were as follows:

	Germany		U.S.		Weighted average of all plans	
	2025	2024	2025	2024	2025	2024
Discount rate	3.80%	3.30%	5.15%	5.47%	3.81%	3.33%
Inflation rate	2.00%	2.00%	na	na	1.99%	2.00%
Duration of the benefit obligation (in years)					9.7	9.9

na: not applicable.

Defined benefit obligation sensitivity

A 50 basis point change in the key assumptions, assuming all other assumptions remain unchanged, would result in the following impact to the defined benefit obligation:

	2025 50 basis point		2024 50 basis point	
(millions of euros)	Increase	Decrease	Increase	Decrease
Discount rate	(8)	9	(10)	10
Inflation rate	6	(6)	8	(7)

Pension plan assets allocation

	Year ended December 31,	
(millions of euros)	2025	2024
Insurance contracts	54%	55%
Equity securities	23%	22%
Debt securities	14%	14%
Diversified funds	0%	0%
Cash and other	9%	9%
Total	100%	100%

Note 24. Share-based compensation plans

In 2022, UMG received formal approval from its shareholders to implement an equity plan, the UMG Global Equity Plan. Under the plan, Restricted Stock Units (RSUs) and Performance Stock Units (PSUs) are granted to senior executives to align the interests of the employees of UMG with its shareholders' interests by providing them with an additional incentive to improve UMG's performance and increase its share price on a long-term basis. In addition, the Annual Incentive Plan (AIP) for these senior executives was modified such that all or a portion of the payment under the plan may be settled in equity at the discretion of UMG. Subsequently, the equity plan was extended to additional executives, certain non-executive board directors and a number of senior management personnel, resulting in the issuance of additional RSUs, PSUs and also Performance Stock Options (PSOs).

UMG Restricted Stock Units (RSUs)

Starting in the last quarter of 2022, and continuing for each year of service under the term of their contracts, certain senior executives and senior management are granted RSUs, being a right to receive shares upon vesting. These RSU awards have final vesting periods typically of 3 to 5 years and will vest in 3 equal instalments during that period if the service condition is fulfilled.

Case 5:24-cv-03811-EKL Document 179-57 Filed 09/22/26 Page 241 of 296 PageID #: 129633

In addition, one-off RSU awards were granted to certain senior executives and senior management and have final vesting periods typically of 3 to 5 years and will typically vest in 4 to 5 equal instalments during that period.

The RSUs granted to certain non-executive board directors have vesting periods of 1 to 2 years vesting in 1 instalment.

The grant-date fair value of each RSU is determined based on the closing UMG share price on that date. The share rights are dividend-bearing during the service period.

UMG Performance Stock Units (PSUs)

Starting in the last quarter of 2022, and continuing for each year of service under the term of their contracts, certain senior executives and senior management are granted PSUs, being a right to receive shares upon vesting. The vesting of these rights is subject to service, market and non-market performance conditions.

For these PSUs, the total number of shares delivered will range from 0% to 200% of the number of PSUs granted based on certain performance conditions tailored to each participant. For PSUs granted in 2022, 2023 and 2024, these include non-market performance conditions: target compound annual growth rate for revenues (Revenue CAGR) and Adjusted EBITDA (Adjusted EBITDA CAGR) and a market performance condition: relative total shareholder return (TSR). For PSUs granted in 2025, the same performance conditions apply with the exception of Adjusted EBITDA CAGR being replaced by Revised Earnings per Share compound annual ground rate (Revised EPS CAGR). In addition, the employee must remain in continued service for a three-year period.

Subsequent to 2022, there was a small number of PSU awards granted with service conditions and performance conditions that vary slightly from the PSU awards described above.

The grant-date fair value of each PSU is determined based on the closing UMG share price on that date, adjusted to reflect the fair value of the market performance condition. The share rights are dividend-bearing during the performance period.

Annual Incentive Program (AIP)

In 2022, the AIP for senior executives, which was previously settled only in cash and accrued throughout the year, was modified to allow UMG the choice of whether to settle in cash, shares, or a combination of the two. Such modification did not change the fair value of the award compared to the previously accrued AIP payable. UMG expects to settle 50% of the AIP in cash and 50% in shares. UMG has a constructive obligation to settle 50% of the award in cash. The total AIP expense for the full calendar year starting January 1, 2025, being the start of the service period for the 2025 award, was €56 million (2024: €61 million) with the cash-settled AIP accrual amounting to 50% of the total expense.

The vesting conditions of the AIP awards are a one-year service period and certain internally measured performance conditions including Adjusted EBITDA, revenue and cash flow from operations (CFFO). The amount received can vary between 0% and 200% of the on-target amount based on the actual performance against these performance criteria.

The number of shares granted is based on the total value of the award and UMG's share price on March 15.

UMG Performance Stock Options (PSOs)

In 2023, PSOs were granted to a senior executive. The PSOs are subject to a service condition and a market condition. Under the service condition, the options will vest annually in four substantially equal instalments on each of the first four anniversaries of the grant date, subject to the senior executive's continued employment by UMG on those dates. The market condition requires that certain stock price hurdles be met before the PSOs become exercisable. The stock price hurdles are met as follows: one-third of the PSOs each becomes exercisable at hurdle prices of €26.50, €30.00 and €38.00, respectively, based on the preceding 30-day average closing price of UMG N.V. shares. The PSOs were granted on March 30, 2023 at a total fair value of €45.9 million ($50 million), the grant date fair value used for recognising the expense on these awards. In accordance with the PSO terms, the number of options issued was determined at a later valuation date, April 30, 2023.

In 2024, PSOs were granted to another senior executive. The PSOs are subject to a service condition and a market condition. The terms of the service conditions and market condition are the same as

the previously granted PSOs with the exception of the stock price hurdles. The stock price hurdles are met as follows: one-third of the PSOs each becomes exercisable at hurdle prices of €30.00, €34.00 and €38.00, respectively, based on the preceding 30-day average closing price of UMG N.V. shares. The PSOs were granted on May 30, 2024 at a total fair value of €4.6 million ($5 million), the grant date fair value used for recognising the expense on these awards. In accordance with the PSO terms, the number of options issued was determined at a later valuation date, May 31, 2024.

Both senior executives must be employed by UMG on the occurrence of the stock price hurdles. As a result, the PSOs vest at the later of completion of service condition or the stock price hurdle. Awards will forfeit if the relevant stock price hurdle is not met in the five-year period following the grant date. The PSOs will be equity-settled.

As of each respective valuation date, a Monte Carlo simulation was performed to determine the number of options to be issued so that the per unit fair values summed in total to the grant date fair value. The valuation exercise simulated the stock price of UMG over the contractual term, taking into account the terms and conditions on which the options were granted, expected dividend distributions and the historical volatility of UMG. UMG's historical volatility was also benchmarked against the long-term volatility of other listed groups considered comparable to UMG.

The number and weighted average exercise price (WAEP) of, and movements in, share options were as follows:

Weighted average exercise price (WAEP)

	2025		2024	
	Number (thousands)	WAEP (euros)	Number (thousands)	WAEP (euros)
Outstanding at January 1	9,235	20.61	8,625	19.81
Granted during the year	-	na	610	28.58
Forfeited during the year	-	na	-	na
Exercised during the year	-	na	-	na
Expired during the year	-	na	-	na
Outstanding at December 31	9,235	20.61	9,235	20.61
Exercisable at 31 December	1,438	19.81	719	19.81

The weighted average remaining contractual life for the share options outstanding as at December 31, 2025 was 2.34 years (2024: 3.34 years).

The weighted average fair value of options granted during the year was nil as no new options were granted (2024: €7.6).

The range of exercise prices for options outstanding at the end of the year was €19.81 to €28.58 (2024: €19.81 to €28.58).

The following table lists additional weighted average inputs to the Monte Carlo model used for the PSOs for the awards granted during the period:

	2025	2024
Dividend yield (%)	-	2.00
Expected volatility (%)	-	30.70
Risk free interest rate (%)	-	2.93
Weighted average share price at valuation date (euros)	-	28.58

The dividend distribution during the lifetime of the option has been estimated based on historical and forecasted data and is not necessarily indicative of yield patterns that may occur. The expected volatility reflects the assumption that the historical volatility over a period similar to the life of the options is indicative of future trends, which also may not necessarily be the actual outcome.

Equity-settled detail by type

The weighted average grant-date fair value per instrument and total fair value for the awards outstanding vesting as at period end were as follows:

	Weighted average grant-date fair value per instrument outstanding (euros)		Total fair value outstanding (millions of euros)	
	Year ended December 31,			
	2025	2024	2025	2024
RSUs	23.12	22.30	369	395
PSUs	26.89	25.00	196	186
AIP	22.23	25.13	28	31
PSOs	5.50	5.99	43	51

The total expense for these awards recognised were as follows:

	Year ended December 31,	
(millions of euros)	2025	2024
RSUs	102	185
PSUs	85	96
AIP	28	31
PSOs	12	17
Total	227	329

The total equity reserve for these awards recognised were as follows:

	Year ended December 31,	
(millions of euros)	2025	2024
RSUs	200	203
PSUs	145	141
AIP	28	31
PSOs	39	28
Total	412	403

Estimated future tax obligation

An estimate of the amount that UMG expects to transfer to tax authorities to settle the employees' tax obligations in relation to all RSU, PSU, PSO and AIP is €263 million (2024: €335 million).

Case 5:24-cv-03811-EKL Document 179-57 Filed 09/22/26 Page 244 of 296 PageID #: 129636

Note 25. Related parties

UMG's related parties include the Corporate Executives and non-executive board members.

Corporate Executive compensation

As of December 31, 2025, UMG's Corporate Executives are comprised of 10 (2024: 9) members, of which 2 (2024: 2) were Executive Directors on the UMG N.V. board. The Corporate executives are as defined in the Appendix of the Annual Report. The Executive directors are also members of the UMG N.V. board. Their aggregate compensation is presented in the table below.

	Year ended December 31, 2025		
(millions of euros)	Other Corporate Executives	Executive Directors	Corporate Executives
Short-term employee benefits	17	25	42
Post-employment benefits	1	-	1
Other long-term benefits	-	-	-
Termination benefits	-	-	-
Share-based payments	46	41	87
Corporate Executives	64	66	130

	Year ended December 31, 2024		
(millions of euros)	Other Corporate Executives	Executive Directors	Corporate Executives
Short-term employee benefits	20	20	40
Post-employment benefits	1	-	1
Other long-term benefits	-	-	-
Termination benefits	-	-	-
Share-based payments	66	51	117
Corporate Executives	87	71	158

Refer to the Remuneration Report section in the Annual Report for more detail.

Non-executive board compensation

As of December 31, 2025 UMG's non-executive board received director fees of €1 million (2024: €1 million) and share-based compensation of €1 million (2024: €1 million).

Other related-party transactions

Other related parties include:

- companies fully consolidated by UMG. The transactions between these companies have been eliminated for the preparation of UMG's Annual Financial Statements;
- companies over which UMG exercises a significant influence or has joint control;
- all companies that are controlled or jointly controlled by Corporate Executives or their close relatives; and
- all companies that have a significant influence over UMG.

UMG distributes its cash surpluses to shareowners through dividends and share capital reductions (please refer to Note 20).

The balances and transactions with the parties described above are summarised in the table below:

(millions of euros)	December 31, 2025 Associates	Joint Ventures	Shareholders	Other	Total
Statement of Financial Position					
Assets					
Trade accounts receivable	38	–	–	–	38
Loans and other receivables	18	116	–	–	134
Other financial assets	51	–	–	–	51
Royalty advances	17	–	–	–	17
Liabilities					
Trade accounts payable	(13)	–	–	–	(13)
Lease liabilities	–	(116)	–	–	(116)
Statement of Profit or Loss					
Revenue	250	–	1	–	251
Cost of revenues	(116)	–	–	–	(116)
Selling, general and administrative expenses	–	–	–	–	–
Other financial income	4	7	–	–	11
Other financial expenses	–	(3)	–	–	(3)

(millions of euros)	December 31, 2024 Associates	Joint Ventures	Shareholders	Other	Total
Statement of Financial Position					
Assets					
Trade accounts receivable	89	–	2	–	91
Loans and other receivables	10	91	–	–	101
Other financial assets	58	–	–	–	58
Royalty advances	–	–	–	–	–
Liabilities					
Trade accounts payable	(1)	–	–	–	(1)
Lease liabilities	–	(63)	–	–	(63)
Statement of Profit or Loss					
Revenue	286	–	9	–	295
Cost of revenues	–	–	–	–	–
Selling, general and administrative expenses	(20)	–	(2)	(1)	(23)
Other financial income	–	6	–	–	6
Other financial expenses	–	(4)	–	–	(4)

Note 26. Litigation

In the normal course of its business, Universal Music Group is subject to various lawsuits, arbitrations and governmental, administrative or other proceedings (collectively referred to herein as "Legal Proceedings"). However, based on the information currently available, UMG believes that the outcome from these Legal Proceedings will not have a material impact on UMG's consolidated results of operations and financial position.

Note 27. List of consolidated entities

The Consolidated financial statements comprise the assets and liabilities of 435 legal entities. Set out below is a list of material holding companies and subsidiaries.

All the entities are 100% owned.

Legal entity name	Principal country of business
Universal Music Group N.V.	Netherlands
Universal Music Group, Inc.	United States
Universal Music Group Holdings, Inc.	United States
UMG Recordings Inc.	United States
Universal Music Corp .	United States
Universal International Music B.V.	Netherlands
CMHL B.V.	Netherlands
Universal Music LLC	Japan
Universal Music Entertainment GmbH	Germany
Universal Music Limited	Hong Kong
Universal Music Holdings Limited	United Kingdom
Universal Music (UK) Holdings Limited	United Kingdom
Universal Music Leisure Limited	United Kingdom
Universal Music Publishing International Limited	United Kingdom
EMI Group Worldwide Holdings Limited	United Kingdom
EMI Group (Newco) Limited	United Kingdom
EMI Group Limited	United Kingdom
Virgin Music Group	United Kingdom
Virgin Records Limited	United Kingdom

UMG does not have subsidiaries that have non-controlling interests that are material for its Consolidated financial statements.

Note 28. Statutory auditors fees

Fees for audit services include the audit of the financial statements of the UMG and its subsidiaries. Fees for other audit services include review of interim financial statements, sustainability, and other audits. Fees for tax services include tax compliance and tax advice. Fees for other non-audit services include agreed-upon procedures and advisory services. Fees for tax and other non-audit services are related to the network outside the Netherlands and are in accordance with local independence regulation.

	Year ended December 31,	
	2025	2024
(millions of euros)	EY	EY
Audit of UMG and its subsidiaries	10	8
Other assurance-related fees[1]	13	-
Tax services	-	-
Other non-audit services	-	-
Total[2]	23	8

1 Other assurance-related fees consists of sustainability audit fees and assurance fees for US listing preparation. Total sustainability audit fees was €0 million (2024: €0 million). Assurance fees for US listing preparation was €13 million (2024: €0 million).
2 Total fees charged by the Dutch organization of EY Accountants B.V. was €3 million (2024: €3 million).

Note 29. Audit exemptions

UMG has provided guarantees to the following subsidiaries, incorporated in the Netherlands, under the registered number indicated, under section 403 of Book 2 of the Dutch Civil Code. As these companies' financial data is consolidated within these financial statements, the Dutch entities are allowed to prepare abridged financial statements which are exempt from publication and audit.

Name	Company Number
Universal International Music B.V.	31018439
Universal Music Publishing International B.V.	31037866
Universal Music Publishing B.V.	32101966
CMHL B.V.	32140273
UMG Supply Chain Europe B.V.	97258199
8Ball Music B.V.	32118927
Virgin Music Group B.V.	60386304
Universal Production Music B.V.	85798479

In addition UMG has provided guarantees to the following subsidiaries, incorporated in Germany, under the registered number indicated, under section 264 paragraph 3 of the German Commercial Code. The financial data for these companies are also consolidated within these financial statements therefore the German entities are allowed to prepare abridged financial statements which are exempt from publication and audit.

Name	Company Number
Arabella Musikverlag GmbH	HRB 110271
Centre Stage Artist Management GmbH	HRB 66733
Deutsche Grammophon Gesellschaft mbH	HRB 138012
Dreiklang-Dreimasken, Bühnen- und Musikverlag Gesellschaft mit beschränkter Haftung	HRB 110736
G. RICORDI & Co. Bühnen- und Musikverlag GmbH	HRB 153334
Musik Edition Discoton, Gesellschaft mit beschränkter Haftung	HRB 110249
Rob. Forberg Musikverlag GmbH	HRB 153343
Rondor Musikverlag G.m.b.H.	HRB 89705
Sheffield Music GmbH	HRB 221164
UNIVERSAL / MCA Music Publishing GmbH	HRB 85574
Universal Music Entertainment GmbH	HRB 86559
Universal Music GmbH	HRB 158632
Universal Music Publishing GmbH	HRB 87411
Universal Production Music GmbH	HRB 113037

Note 30. Subsequent events

On February 13, 2026, the European Commission approved UMG's proposed acquisition of Downtown Music Holdings LLC ("Downtown") on the condition that UMG will fully divest of Downtown's royalty accounting platform Curve Royalty Systems, Ltd. The transaction completed on February 20, 2026 when UMG acquired all of Downtown's issued and outstanding share capital, resulting in UMG obtaining control of Downtown and its subsidiaries as of that date. UMG paid $730 million (€621 million) cash to the selling shareholder and settled Downtown loans with third party banks for an amount of $168 million (€143 million). Downtown is a global music services business with operations in artist & label services, distribution services, royalties & financial services and music publishing. The Downtown business combination enables UMG to enhance its offerings and capabilities to serve the independent music community.

On the date these consolidated financial statements were authorised to be issued, UMG's initial accounting for the Downtown business combination was not complete. This includes the determination of amounts UMG will recognise for each major class of assets acquired and liabilities assumed and the amount of goodwill arising from the business combination. As a result, these amounts are not disclosed in the consolidated financial statements.

Effective March 1, 2026, UMG entered into a bridge financing facility with a total borrowing capacity of €1 billion. This facility expires on July 31, 2026, subject to extension by UMG for up to an additional 5 months.

COMPANY STATEMENTS

CONTENTS OF COMPANY STATEMENTS

Company Statement of Profit or Loss and Other Comprehensive Income 249
Company Statement of Financial Position 250
Company Statement of Cash Flows 251
Company Statement of Changes in Equity 252

NOTES TO THE COMPANY FINANCIAL STATEMENTS 253

Note 1. General information 253
Note 2. Basis of preparation 253
Note 3. Dividend income 256
Note 4. General and administrative expenses 256
Note 5. Financial income and expenses 257
Note 6. Income taxes 257
Note 7. Investments in subsidiaries 258
Note 8. Current and non-current financial assets 258
Note 9. Cash position and borrowings 259
Note 10. Contractual obligations and other commitments 260
Note 11. Equity 262
Note 12. Related parties 264
Note 13. Statutory audit fees 265
Note 14. Subsequent events 265

Company Statement of Profit or Loss and Other Comprehensive Income

(millions of euros)	Note	Year ended December 31, 2025	2024
Dividend income	3	1,356	572
General and administrative expenses	4	(6)	(3)
Operating profit		**1,350**	**569**
Financial income	5	31	33
Financial expenses	5	(166)	(207)
Profit/(loss) before income taxes		**1,215**	**395**
Income taxes		14	(4)
Net profit		**1,229**	**391**
Of which:			
Net profit attributable to equity holders of the parent		1,229	391
Other Comprehensive income			
Net gain on cash flow hedge		4	-
Items to be subsequently reclassified to profit or loss, net of tax		**4**	**-**
Other comprehensive income, net of tax		**4**	**-**
Total comprehensive income		**1,233**	**391**

Company Statement of Financial Position

(millions of euros)	Note	Year ended December 31, 2025	2024
Investments in subsidiaries	7	35,930	35,930
Non-current financial assets	8	1	4
Deferred tax assets		61	47
Non-current assets		35,992	35,981
Current financial assets	8	451	532
Cash and cash equivalents	9	–	33
Current assets		451	565
TOTAL ASSETS		36,443	36,546

(millions of euros)	Note	Year ended December 31, 2025	2024
Share capital		18,342	18,293
Additional paid-in capital		15,094	15,041
Treasury Shares		(5)	(5)
Retained earnings		(1,687)	(1,975)
Total equity	11	31,744	31,354
Long-term borrowings	9	2,251	1,776
Long-term lease liabilities		–	1
Non-current liabilities		2,251	1,777
Short-term borrowings	9	2,420	3,395
Trade and other payables		28	20
Current liabilities		2,448	3,415
Total liabilities		4,699	5,192
TOTAL EQUITY AND LIABILITIES		36,443	36,546

Company Statement of Cash Flows

(millions of euros)	Note	Year ended December 31, 2025	2024
Operating activities			
Operating profit		1,350	569
Changes in net working capital		12	(1)
Net cash used for operating activities before income tax paid		1,362	*568*
Income tax paid		(5)	(4)
Net cash provided by/(used for) operating activities		1,357	564
Investing activities			
Decrease/(increase) in financial assets	8	84	(445)
Interest received		37	12
Proceeds from subsidiaries on issuance of Share Based Payments awards		111	131
Net cash provided by/(used for) investing activities		232	(302)

(millions of euros)	Note	Year ended December 31, 2025	2024
Financing activities			
Distributions to equity holders	11	(953)	(933)
Transactions with shareowners		(953)	(933)
Proceeds from borrowings	9	4,470	4,556
Repayments of borrowings	9	(5,010)	(3,651)
Interest paid		(170)	(195)
Other cash items related to financial activities		-	(3)
Net cash provided by/(used for) financing activities		(1,663)	(226)
Change in cash and cash equivalents		(74)	36
Cash and cash equivalents			
At beginning of the period	9	33	(3)
At end of the period	9	(41)	33

Company Statement of Changes in Equity

2025

(millions of euros)	Note	Number of shares (thousands)	Share Capital	Additional paid-in capital	Treasury shares	Retained Earnings	Total equity
BALANCE AS OF DECEMBER 31, 2024		1,829,281	18,293	15,041	(5)	(1,976)	31,353
Net profit		-	-	-	-	1,229	1,229
Income and expenses directly recognized in other comprehensive income, net of tax		-	-	-	-	4	4
TOTAL COMPREHENSIVE INCOME		-	-	-	-	1,233	1,233
Dividends paid	11	-	-	-	-	(953)	(953)
Share-based compensation plans	11	4,901	49	53	-	9	111
TOTAL CHANGES OVER THE PERIOD		4,901	49	53	-	(944)	(842)
BALANCE AS OF DECEMBER 31, 2025		1,834,182	18,342	15,094	(5)	(1,687)	31,744

2024

(millions of euros)	Note	Number of shares (thousands)	Share Capital	Additional paid-in capital	Treasury shares	Retained Earnings	Total equity
BALANCE AS OF DECEMBER 31, 2023		1,821,665	18,217	14,994	(5)	(1,442)	31,764
Net profit		-	-	-	-	391	391
TOTAL COMPREHENSIVE INCOME		-	-	-	-	391	391
Dividends paid	11	-	-	-	-	(933)	(933)
Share-based compensation plans	11	7,616	76	47	-	8	131
TOTAL CHANGES OVER THE PERIOD		7,616	76	47	-	(925)	(802)
BALANCE AS OF DECEMBER 31, 2024		1,829,281	18,293	15,041	(5)	(1,976)	31,353

Notes to the Company Financial Statements

Note 1. General information

Universal Music Group N.V. ("the Company") is a public company with limited liability incorporated under the laws of the Netherlands and listed on Euronext Amsterdam under the symbol 'UMG.AS'.

The Company was formed to ultimately act as a holding company for Universal Music Group ("UMG").

The Company's official seat (statutaire zetel) is in Amsterdam, The Netherlands, and the Company's principal office is located at 's-Gravelandseweg 80, 1217 EW Hilversum The Netherlands. The Company is registered with the Dutch Chamber of commerce under number 81106661.

Incorporation

The Company was incorporated on December 4, 2020. On February 26, 2021, the Company obtained all of the shares of Universal International Music B.V. and Universal Music Group, Inc. from Vivendi and the consortium led by Tencent by issuing new shares, to its shareholders.

This internal reorganization of the shareholding structure of UMG was scheduled as part of the agreement signed in December 2019 by Vivendi and the Tencent-led consortium, a prerequisite for the company's planned listing on the stock market.

The prospectus relating to the admission to listing and trading of the shares of the Company on Euronext Amsterdam was approved by the Dutch Authority for the Financial Markets (Stichting Autoriteit Financiële Markten) on September 14, 2021 and is available on the Company's websites.

On September 21, 2021, the shares of the Company started trading on the regulated market of Euronext Amsterdam.

Note 2. Basis of preparation

2.1 Statement of compliance

For the year ended December 31, 2025, the Company have prepared its financial statements in accordance with the IFRS Accounting Standards (IFRS) as issued by International Accounting Standards Board (IASB), IFRS as endorsed by the European Union (EU) and with the statutory provisions of Part 9, Book 2 of the Dutch Civil Code. The Company financial statements are prepared by the Board of Management of the Company and authorized for issue on March 26, 2026 and will be submitted for adoption to the Annual General Meeting of Shareholders on May 13, 2026.

2.2 Basis of measurement

The Company financial statements were prepared using the same accounting policies as set out in the notes to the consolidated financial statements at December 31, 2025 (the "Consolidated financial statements"), except for the measurement of the investments as presented under Note 2.6 in the Company financial statements. The accounting policies were consistently applied to all periods presented.

2.3 Foreign currency translation

The Company financial statements are presented in millions of euros, unless stated otherwise. The functional currency of the Company is Euro.

Foreign currency

Foreign currency transactions are initially recorded in the Euros at the exchange rate prevailing at the date of the transaction. At the closing date, foreign currency monetary assets and liabilities are translated into the entity's functional currency at the exchange rate prevailing on that date with foreign currency differences recorded to profit and loss.

Case 5:24-cv-03811-EKL Document 279-57 Filed 09/22/26 Page 255 of 296 PageID #: 129647

2.4 Recent accounting developments

Accounting policy changes originating from the IFRS amendments

The Company has amended its accounting policies for new or amended IFRS standards and interpretations that became effective as of 1 January 2025. None of these new or amended standards and interpretations had a material impact on adoption. These are:

- Amendments to IAS 21 The Effects of Changes in Foreign Exchange Rates: Lack of Exchangeability

The Company has not early adopted any standards, interpretations or amendments that have been issued but are not yet effective.

Impact of standards issued but not yet effective

The new and amended standards and interpretations that are issued, but not yet effective, up to the date of issuance of Company's financial statements are disclosed below. The Company intends to adopt these new and amended standards and interpretations, if applicable, when they become effective.

- Amendments to IFRS 9 Classification and Measurement Requirements and IFRS 7 Disclosures, effective 1 January 2026;
- IFRS 18 Presentation and Disclosures in Financial Statements, effective 1 January 2027;
- IFRS 19 Subsidiaries without Public Accountability: Disclosures, effective 1 January 2027.

Amendments to IFRS 9 Classification and Measurement Requirements and IFRS 7 Disclosures

The IASB issued amendments to IFRS 9 classification and measurement requirements and IFRS 7 disclosures effective for UMG on 1 January 2026. The amendments include:

- The amendments clarify that a financial liability is derecognized on 'settlement date' and introduce an accounting policy choice to derecognise financial liabilities settled using an electronic payment system before the settlement date;
- The classification of financial assets with ESG linked features has been clarified via additional guidance on the assessment of contingent features;
- Clarifications have been made on non-recourse loans and contractually linked instruments;
- Additional disclosures are introduced for financial instruments with contingent features and equity instruments classified at fair value through OCI.

The Company does not expect that adoption of these amendments will have a material impact on the Company's financial statements.

IFRS 18 Presentation and Disclosures in Financial Statements

On April 9, 2024, the IASB issued IFRS 18 Presentation and Disclosure in Financial Statements, which replaces IAS 1 Presentation of Financial Statements. IFRS 18, effective for UMG on 1 January 2027, introduces new requirements on presentation within the statement of profit or loss, including specified subtotals. It also requires disclosure of management-defined performance measures and includes enhanced requirements for aggregation and disaggregation of financial information in the primary financial statements and the notes. The IASB also issued narrow scope amendments to IAS 7 Statement of Cash Flows, and some requirements previously included within IAS 1 have been moved to IAS 8 Accounting Policies, Changes in Accounting Estimates and Errors, which has been renamed IAS 8 Basis of Preparation of Financial Statements. Other minor amendments were made to other standards. IFRS 18 and the other amendments are effective for reporting periods beginning on or after 1 January 2027 and may be adopted early. The Company is currently assessing the impact that IFRS 18 and the other amendments will have on the financial statements.

IFRS 19 Subsidiaries without Public Accountability: Disclosures

Subsidiaries without public accountability of a parent that prepares consolidated financial statements available for public use are eligible to apply IFRS 19. This standard will not impact the Company's financial statements.

2.5 Significant judgements and estimates

The preparation of Company financial statements in compliance with IFRS requires management to make certain judgements and estimates that they consider reasonable and realistic. Although these judgements and estimates are regularly reviewed by management, based, in particular, on past or anticipated achievements, facts and circumstances may lead to changes in these judgements and estimates which could have an impact on the reported amount of group assets, liabilities, equity or profit.

The main significant judgements relate to the measurement of:

- Investment in subsidiaries: valuation method used to identify the recoverable amount of the asset, refer to Note 2.7.

The main significant estimates relate to the measurement of:

- Investments in subsidiaries: assumptions on the recoverable amount of the asset, refer to Note 2.7;
- Expected credit losses on loans receivable and financial guarantees: estimation of loss allowance requires assessment of the probability of default on the part of the borrower on a prospective basis. Reasonable forward-looking information and events, including credit ratings if available, significant adverse economic changes (actual or expected), financial or business environment that are expected to result in a material change in the borrower's ability to meet its obligations is used to assess whether there is significant increase in credit risk, refer to Note 2.9 and 2.11. For more on financial guarantees, refer to Note 2.14.

2.6 Investments in subsidiaries

Investments in subsidiaries are stated at cost, less impairment.
Dividend income from the Company's subsidiaries is recognized in the statement of profit or loss when the right to receive payment is established.

2.7 Impairment of investments in subsidiaries

At each reporting date, the Company assesses whether there is an indication that investments in subsidiaries may be impaired. If any such indication exists, the Company makes an estimate of the asset's recoverable amount. The recoverable amount is defined as the higher of the fair value of the investment less cost of disposal and its value in use. Where the carrying amount of an asset exceeds its recoverable amount, the asset is considered impaired and is written down to its recoverable amount. The recoverable amount of investments in subsidiaries are determined based on discounted cash flow models and key assumptions are disclosed in Note 9 of the Consolidated financial statements. Any resulting impairment is recognized in the income statement.

An assessment is made at each reporting date as to whether there is any indication that previously recognized impairment losses may no longer exist or may have decreased. If such an indication exists, the Company makes an estimate of the recoverable amount. A previously recognized impairment loss is reversed only if there has been a change in the estimates used to determine the asset's recoverable amount since the last impairment loss was recognized. If that is the case, the carrying amount of the asset is increased to its recoverable amount, up to a maximum of the carrying amount that would have been determined if no impairment loss had been recognized for the asset in prior periods. Such a reversal is recognized in the income statement.

2.8 General and administrative expenses

General and administrative expenses primarily include salaries and employee benefits, consulting and service fees, overhead recharges, insurance costs, administrative department costs, provisions for receivables and other operating expenses and are expensed when incurred.

2.9 Loans receivable

Loans receivable are initially recognized at fair value and subsequently measured at amortized cost using the effective interest rate method, less any value allowances.

The Company assesses the expected credit loss associated with the loans receivable on a prospective basis. A loss allowance for expected credit loss based on probability of default is recognized at initial recognition. The loss allowance is updated for changes in these expected credit losses at each reporting date to reflect changes in credit risk since initial recognition. To assess whether there has been a significant increase in credit risk, the Company compares the credit risk at the reporting date with the credit risk at the date of initial recognition based on reasonable forward-looking information and events, including credit ratings if available, significant adverse economic changes (actual or expected), financial or business environment that are expected to result in a material change in the borrower's ability to meet its obligations.

2.10 Cash and cash equivalents

Cash and cash equivalents include all cash balances and short-term highly liquid investments with an original maturity of three months or less that are readily convertible into known amounts of cash.

There are no liens, pledges, collateral or restrictions on cash and cash equivalents. Cash and cash equivalents do not include amounts in UMG cash management pools.

2.11 Financial liabilities

A financial liability is recognized when the Company becomes party to the contractual provisions of the instrument. At initial recognition, the Company measures financial liabilities at fair value, and for financial liabilities subsequently measured at amortised cost, including transaction costs and fees that are directly attributable to their issuance. In most cases, fair value at initial recognition is equal to transaction price.

Financial liabilities of the Company are all classified and subsequently measured at amortized cost and measured using the effective interest method.

2.12 Related parties

A related party is a person or an entity that is related to the Company. These include both people and entities that have, or are subject to, the influence or control of the Company (e.g. key management personnel). Transactions with related parties are accounted for in accordance with the requirements of relevant IFRSs and take into account the substance as well as the legal form.

2.13 Contingent liabilities

Contingent liabilities are possible or present obligations of sufficient uncertainty that do not qualify for recognition as a provision, unless it is assumed in a business combination. Contingent liabilities are reviewed continuously to assess whether an outflow of resources has become probable.

2.14 Financial guarantees

A financial guarantee is a contract that requires the issuer to make specified payments to reimburse the holder for a loss it incurs because a specified debtor fails to make payments when due in accordance with the terms of a debt instrument.

Issued financial guarantees are initially recognised at fair value and are subject to the expected credit loss model, and a credit loss is recognized for expected cash shortfalls.

Non-financial guarantees are accounted for as a contingent liability until such time it becomes probable that UMG will be required to make a payment under the guarantee.

Note 3. Dividend income

Dividend income for the year ended December 31, 2025 amounted to €1,356 million (2024: €572 million) and related to dividends from Universal International Music B.V. and Universal Music Group, Inc.

Note 4. General and administrative expenses

General and administrative costs consisted of the following:

	Year ended December 31,	
(millions of euros)	2025	2024
Salaries	11	11
Pension	1	1
Wages and expenses	12	12
Legal and professional fees[1]	25	8
Audit fees	16	3
Other[2]	(59)	(26)
Total	(6)	(3)
Annual average number of full-time equivalent employees, of which two worked from outside of the Netherlands. All employees are part of the corporate function of the Company.	*36*	*39*

1 Legal and professional fees mainly relate to legal, financial and consulting services.
2 Other consists of employee and service costs charged to and from subsidiaries and other general overheads.

Note 5. Financial income and expenses

Financial income and expenses consisted of the following:

(millions of euros)	Year ended December 31, 2025	2024
Interest income from intercompany loans	31	33
Financial income	31	33
Interest expense on borrowings	(160)	(200)
Cost of finance	(6)	(7)
Financial expenses	(166)	(207)

Note 6. Income taxes

The Company is the lead legal entity of the fiscal unity that exists for Dutch corporate income tax purposes and reports the current income tax expense of the fiscal unity. Each legal entity that participates in the fiscal unity records its own deferred tax assets and liabilities.

Income taxes expense

(millions of euros)	Year ended December 31, 2025	2024
(Expense)/income		
Current tax		
Current year	(12)	(16)
Over/(under) provided in prior years	12	(5)
	-	(21)
Deferred tax		
Originating and reversal of temporary difference and tax attributes	14	24
Over/(under) provided in prior years	-	(7)
	14	17
Total income tax expense in statement of profit and loss	14	(4)

Deferred tax assets/(liabilities), net

(millions of euros)	Year ended December 31, 2025	2024
Opening balance of deferred tax assets/(liabilities)	47	30
Income taxes	14	17
Closing balance of deferred tax assets/(liabilities), net	61	47

The deferred tax assets are related to carried forward interest expenses.

Case 5:24-cv-03811-EKL Document 379-57 Filed 09/22/26 Page 258 of 296 PageID #: 129651

Note 7. Investments in subsidiaries

Investments in subsidiaries consist of the following investments:

		Net carrying value	
		Year ended December 31,	
(millions of euros)	Voting % interest	2025	2024
Universal International Music B.V.; Hilversum; The Netherlands	100	21,080	21,080
Universal Music Group, Inc.; Santa Monica; USA	100	14,850	14,850
		35,930	35,930

Net result and equity as per the most recent adopted financial statements:

	Net Result		Shareholders' Equity	
	Year ended December 31,		Year ended December 31,	
	2024	2023	2024	2023
Universal International Music B.V.[1]	2,602	731	11,982	9,680
Universal Music Group, Inc.[2]	830	579	5,018	4,517

1 Millions of euros
2 Millions of US dollars

For a list of indirect subsidiaries and other group entities, refer to Note 27 of the Consolidated Financial Statements.

Note 8. Current and non-current financial assets

At December 31, 2025, current financial assets consisted primarily of a loan receivable of €372 million from Universal Music Group, Inc. ("UMG INC"). The loan was issued on 3 April 2024, primarily for the purpose of funding UMG INC's acquisition of ownership interest in Chord Music Partner, L.P. and NTWRK.

The loan bears interest at a rate as may be agreed between the Company and UMG INC from time to time, provided that such rate must be a fair market rate and may not be less than SOFR plus 2.2% per annum. At December 31, 2025, the accrued interest amounted to €16 million.

Other current financial assets consisted of the following:

	Year ended December 31,	
(millions of euros)	2025	2024
Current intercompany receivables	30	7
Other intercompany receivables related to share-based compensation	45	101
Derivative financial assets	4	-
	79	108

Current intercompany receivables primarily consist of a short-term receivable for expenses paid on behalf of Universal International Music B.V. ("UIM").

Refer to Note 24 of the Consolidated Financial Statements for more details on share-based compensation.

Non-current financial assets consist of capitalized bank fees of €1 million paid to banks as part of obtaining the credit facility as disclosed in Note 9, less amortization over the term of the facility.

The Company is exposed to credit risk embedded in these loans receivable being the credit risk of UIM and UMG INC. The Company assessed potential credit losses on the loans receivable based on

the expected credit loss model ("ECL"), which is designed to be forward-looking. The ECL estimates were unbiased and included reasonable and supportable information about past events, current conditions, and forecasts of future economic conditions. UMG Treasury reporting and forecasting proves sufficient cash generated from the operations of the subsidiaries to fulfill these borrowings. The effect of the recognized expected credit losses is negligible. The loans are performing in accordance with the agreements.

Note 9. Cash position and borrowings

Cash position

	Year ended December 31,	
(millions of euros)	2025	2024
Cash and cash equivalents	–	33
Bank overdrafts	(41)	–
Cash and cash equivalents in the statement of cash flows	(41)	33

Borrowings

	December 31, 2025			December 31, 2024		
(millions of euros)	Total	Long-term	Short-term	Total	Long-term	Short-term
Bonds	2,293	2,251	42	1,810	1,776	34
Commercial papers	384	–	384	746	–	746
Intercompany payable	1,953	–	1,953	2,615	–	2,615
Bank overdrafts	41	–	41	–	–	–
	4,671	2,251	2,420	5,171	1,776	3,395

Borrowings include the following:

- €500 million of senior unsecured notes issued in June 2022, due on June 30, 2027 with a coupon of 3.00%.
- €500 million of senior unsecured notes issued in June 2022, due on June 30, 2032 with a coupon of 3.75%.
- €750 million of senior unsecured notes issued in June 2023, due on June 13, 2031 with a coupon of 4.00%.
- ¥7 billion (€45 million) of senior notes issued in July 2023 and due on July 5, 2038 with a coupon of 1.61%.
- €2 billion revolving credit facility extended in February 2023 to April 26, 2028. The facility is undrawn as at December 31, 2025 and 2024.
- Up to €2 billion NEU commercial paper program established in July 2022.
- €300 million of senior unsecured notes issued in May 2025, due on June 30, 2032 with a coupon of 3.75%.
- €100 million of senior unsecured notes issued in June 2025, due on June 13, 2031 with a coupon of 4.00%.
- ¥7 billion (€41 million) of senior notes issued in September 2025 and due on September 25, 2035 with a coupon of 2.25%.
- €40 million of senior unsecured notes issued in December 2025, due on December 15, 2038 with a coupon of 4.00%.

The intercompany payable consist of a short-term payable to Universal Music Group Treasury S.A.S. under a Cash Management Agreement.

Financial covenants

During 2025, the Company maintained its Baa1 with Moody's and BBB+ with S&P - Long Term Credit Ratings. The syndicated RCF financial covenant requires that UMG maintain Baa2/BBB long term ratings with Moody's and S&P.

Movements of borrowings

The movements in borrowings were as follows:

(millions of euros)	Drawn Revolving Credit Facility	Bonds	Bank Overdrafts	Commercial Papers	Inter-company payable	Total
Balance December 31, 2023	-	1,808	4	197	2,256	4,265
New borrowings	300	-	-	3,897	359	4,556
Repayments	(300)	-	(4)	(3,351)	-	(3,655)
Translation differences and other movements	-	2	-	3	-	5
Balance December 31, 2024	-	1,810	-	746	2,615	5,171
New borrowings	300	481	41	3,689	-	4,511
Repayments	(300)	-	-	(4,048)	(662)	(5,010)
Translation differences and other movements	-	2	-	(3)	-	(1)
Balance December 31, 2025	-	2,293	41	384	1,953	4,671

Interest rate risk is the risk of the fair value or future cash flows of a financial instrument fluctuating because of changes in the market interest rates. Financial instruments included in the borrowings create an inherent interest rate risk.

The Company seeks to limit the period over which interest rates on debt are exposed. The preferred method of hedging interest rate risk is issuing long term fixed-rate bonds. The use of interest-rate plain vanilla derivatives is also authorized. The list of authorized instruments includes Interest rate swaps, FRAs, caps, and floors.

As of December 31, 2025, the Company had a ratio of fixed-rate debt to total outstanding debt of approximately 84%. A sensitivity analysis conducted in January 2026 on the gross debt portfolio shows that if short term EURIBOR were to increase instantaneously by 0.5% from their level as of December 31, 2025, with all other variables held constant, the additional annualized interest expense would be €2 million.

Note 10. Contractual obligations and other commitments

The table below analyzes the Company's material contractual obligations by expected timing of the related cash outflows. The amounts disclosed in the table are the contractual undiscounted cash flows. When future interest rate changes might impact interest on borrowings, interest included in the cash outflows below is estimated using current market expectations of interest rate movements (for example, using relevant yield curves).

Contractual obligations

	Minimum future payments as of December 31, 2025				Total minimum future payments as of
		Payments due in			
(millions of euros)	Total	1 year	2-5 years	After 5 years	December 31, 2024
Bonds	2,791	82	791	1,918	2,239
Commercial Papers	385	385	-	-	754
Statement of finanical position items	3,176	467	791	1,918	2,993
Other commitments	763	763	-	-	660
Total off-balance sheet commitments	763	763	-	-	660
Total	3,939	1,230	791	1,918	3,653

Other commitments

In December 2024, the Company entered into a definitive agreement to acquire Downtown Music Holdings LLC. The acquisition was approved by the European Commission on February 13, 2026 and completed on February 20, 2026. Refer to Note 18 and Note 30 of the Consolidated Financial Statements for additional information.

Liquidity risk

The Company is exposed to the liquidity risk. Liquidity risk management ensures the ability to meet financial obligations as they fall due.

The primary objective of liquidity management is providing for sufficient cash and cash equivalents to enable the Company to meet its liabilities when due, under both normal and stressed conditions, without incurring unacceptable losses or risking damage to the Company.

The Company believes that the cash flow generated by the operations of its investments, net of amounts used to reduce UMG's debt, as well as funds available through undrawn committed bank credit facilities will be sufficient to cover cash outflows necessary for its operations as well as its debt service for the foreseeable future.

Over the course of the year, fluctuations occur in the working capital needed to finance operations. The Company strives to have a good liquidity position at all times and optimize daily cash management. Moreover, the Company strictly controls working capital by optimizing billing and collection.

Financial guarantees

At December 31, 2025, the Company provided guarantees over certain debt of the following subsidiaries: Universal Music Ltda. (Brazil) €46 million; Universal Music Ltd. (Thailand) €40 million; Universal Music AB (Sweden) €7 million; Universal Music Publishing Korea Ltd. €9 million. No material allowances for credit losses were recognized in the Statement of Financial Position for both years presented, as the expected credit loss estimation was insignificant and the loans are fully performing in accordance with the agreements. Financial guarantees were measured at fair value on initial recognition.

For intercompany financial guarantees issued by the Company no material expected credit loss was estimated and therefore the financial guarantees are not recognised. In addition, the Company provided guarantees to several subsidiaries in the UK, Germany and the Netherlands.

The Company has provided guarantees to the following Universal Music Group subsidiaries, incorporated in the Netherlands, under the registered number indicated, under section 403 of Book 2 of the Dutch Civil Code.

Subsidiaries in The Netherlands

Name	Company Number
Universal International Music B.V.	31018439
Universal Music Publishing International B.V.	31037866
Universal Music Publishing B.V.	32101966
CMHL B.V.	32140273
UMG Supply Chain Europe B.V.	97258199
8Ball Music B.V.	32118927
Virgin Music Group B.V.	60386304
Universal Production Music B.V.	85798479

The Company is head of the fiscal unity of Universal Music Group in the Netherlands. As a result, the Company is liable for the tax liability of the fiscal unity in the Netherlands.

In addition UMG has provided guarantees to the following subsidiaries, incorporated in Germany, under the registered number indicated, under section 264 paragraph 3 of the German Commercial Code.

Subsidiaries in Germany

Name	Company Number
Arabella Musikverlag GmbH	HRB 110271
Centre Stage Artist Management GmbH	HRB 66733
Deutsche Grammophon Gesellschaft mbH	HRB 138012
Dreiklang-Dreimasken, Bühnen- und Musikverlag Gesellschaft mit beschränkter Haftung	HRB 110736
G. RICORDI & Co. Bühnen- und Musikverlag GmbH	HRB 153334
Musik Edition Discoton, Gesellschaft mit beschränkter Haftung	HRB 110249
Rob. Forberg Musikverlag GmbH	HRB 153343
Rondor Musikverlag G.m.b.H.	HRB 89705
Sheffield Music GmbH	HRB 221164
UNIVERSAL / MCA Music Publishing GmbH	HRB 85574
Universal Music Entertainment GmbH	HRB 86559
Universal Music GmbH	HRB 158632
Universal Music Publishing GmbH	HRB 87411
Universal Production Music GmbH	HRB 113037

Note 11. Equity

Share capital

The Company has an authorized share capital of €27,000 million, divided into 2,700,000,000 ordinary shares with a nominal value of €10 per share. On December 31, 2025, the issued and fully paid share capital consisted of 1,834,181,772 ordinary shares with a nominal value of €10 per share (2024: 1,829,281,171 ordinary shares with a nominal value of €10 per share).

The following table summarizes the changes in the number of issued and fully paid up shares of the Company for the year ended December 31, 2025:

	Ordinary Shares
Issued and fully paid up shares as at December 31, 2024	1,829,281,171
Shares issued[1]	4,900,601
Issued and fully paid up shares as at December 31. 2025	1,834,181,772

1 In 2025, the Company issued 4,900,601 shares for the purpose of delivering on the share-based executive incentive plan, refer to Note 24 of the Consolidated Financial Statements for more details.

Additional paid-in capital

Additional paid-in capital represents the premium paid in excess of the par value of shares at the time of the issuance of new shares. Since the value of the contribution exceeded the par value of the shares, the balance constituted share premium.

Treasury shares

As at December 31, 2025 the Company held 214,235 shares (2024: 214,235) as Treasury shares.

Dividend distribution

On May 14, 2025 the shareholders approved a dividend distribution of €0.28 per ordinary share, corresponding to a total distribution of €513 million, paid in June 2025, except for withholding tax which was setteld in July 2025.

On July 30, 2025 the directors approved an interim dividend distribution of €0.24 per ordinary share, corresponding to a total distribution of €440 million paid in October 2025.

The Company plans to annually declare and pay dividends to all holders of the Shares on a pro rata basis in two semi-annual instalments, in the aggregate amount of no less than 50% of the Company's net profits realized during the relevant financial year, subject to agreed non-cash items. The Company intends to pay an interim dividend in the fourth quarter of each financial year, after the publication of the half-year figures of the Company, and a final dividend in the second quarter of the following financial year, to be paid following approval of the Company's financial statements at its annual General Meeting.

A proposal will be submitted to the 2026 Annual General Meeting of Shareholders to pay a final dividend of €0.28 per ordinary share corresponding to a distribution of €514 million, in cash, from the 2025 retained earnings of the Company, payable in Q2 2026. This would bring total dividend for 2025 to €954 million, or €0.52 per ordinary share.

Pursuant to Dutch law, limitations exist relating to the distribution of shareholders' equity up to at least the total amount of the share capital as well as other reserves mandated per the Company Articles of Association. At December 31, 2025, the non-distributable reserves of the Company amounted to €18,342 million (2024: €18,293 million).

The reconciliation of equity and net (loss)/profit as per the Consolidated financial statements to equity and net (loss)/profit as per the Company financial statements is provided below:

Reconciliation of equity and net (loss)/profit

2025

(millions of euros)	2025
Equity attributable to Universal Music Group equity holders in the Consolidated financial statements as at December 31, 2025	4,568
Combined equity pre-incorporation	(1,634)
Intra-group restructuring upon incorporation	33,000
Cumulative dividend income received	2,713
Cumulative results of subsidiaries in the Consolidated financial statements	(6,969)
Cumulative expenses and income recognised in other comprehensive income or directly in equity	66
Equity in the Company financial statements as at December 31, 2025	31,744

(millions of euros)	2025
Net (loss)/profit attributable to equity holders of the parent in the Consolidated financial statements	1,533
Results of subsidiaries in the Consolidated financial statements	(1,660)
Dividend income	1,356
Net (loss)/profit in the Company financial statements as at December 31, 2025	1,229

2024

(millions of euros)	2024
Equity attributable to Universal Music Group equity holders in the Consolidated financial statements as at December 31, 2024	4,526
Combined equity pre-incorporation	(1,634)
Intra-group restructuring upon incorporation	33,000
Cumulative dividend income received	1,357
Cumulative results of subsidiaries in the Consolidated financial statements	(5,309)
Cumulative expenses and income recognised in other comprehensive income or directly in equity	(586)
Equity in the Company financial statements as at December 31, 2024	31,354

(millions of euros)	2024
Net (loss)/profit attributable to equity holders of the parent in the Consolidated financial statements	2,086
Results of subsidiaries in the Consolidated financial statements	(2,267)
Dividend income	572
Net (loss)/profit in the Company financial statements as at December 31, 2024	391

Note 12. Related parties

Detailed information on the remuneration of the Board of Directors and senior management is included in the "Corporate Governance" and "Remuneration of Directors" sections to the Annual Report. Also refer to Note 25 Related Parties of the Consolidated financial statements.

Executive management compensation

As of December 31, 2025 there were 2 (2024: 2) Executive Directors on the UMG N.V board. The Chairman and CEO is directly remunerated by another group company and this remuneration is not recharged to the Company. The remaining compensation to executive management is presented in the table below:

	Year ended December 31,	
(millions of euros)	2025	2024
Short-term employee benefits	2	2
	2	2

Non-executive board compensation

As of December 31, 2025, the Company's non-executive board members received director fees of €1 million (2024: €1 million) and share-based compensation of €1 million (2024: €1 million).

Other related-party transactions

Other related party transactions include:

- Overhead costs recharged from and to Universal International Music B.V. to a net income amount of €61 million. Disclosed under "Other" in Note 4;
- Investments in subsidiaries (Note 7);
- Receivables from Universal International Music B.V. And Universal Music Group Inc. (Note 8);
- Financial income on loans granted (Note 5);
- Intercompany payables (Note 9);
- Financial Guarantees provided to subsidiaries (Note 10);
- Guarantee fees received on guarantees provided to subsidiaries (Note 10);

Note 13. Statutory audit fees

The fees for services provided by the Company's independent auditors, EY Accountants B.V. and its member firms and/or affiliates, consisted of the following:

	Year ended December 31,	
	2025	2024
(millions of euros)	EY Accountants B.V.	EY Accountants B.V.
Audit of the Company	3	3
Other assurance-related fees[1]	13	-
Total	16	3

1 Other assurance-related fees consists of sustainability audit fees and assurance fees for US listing preparation. Total sustainability audit fees was €0 million (2024: €0 million). Assurance fees for US listing preparation was €16 million (2024: €0 million).

Note 14. Subsequent events

On February 20, 2026, the Company and certain of its subsidiaries completed the acquisition of Downtown Music Holdings LLC. Refer to Note 30 of the Consolidated Financial Statements for further information.

Effective March 1, 2026, the Company entered into a bridge financing facility with a total borrowing capacity of €1 billion. This facility expires on July 31, 2026, subject to extension by the Company for up to an additional 5 months. As of the date these financial statements were authorised for issue, the Company had no borrowings outstanding on this facility.

Other Information

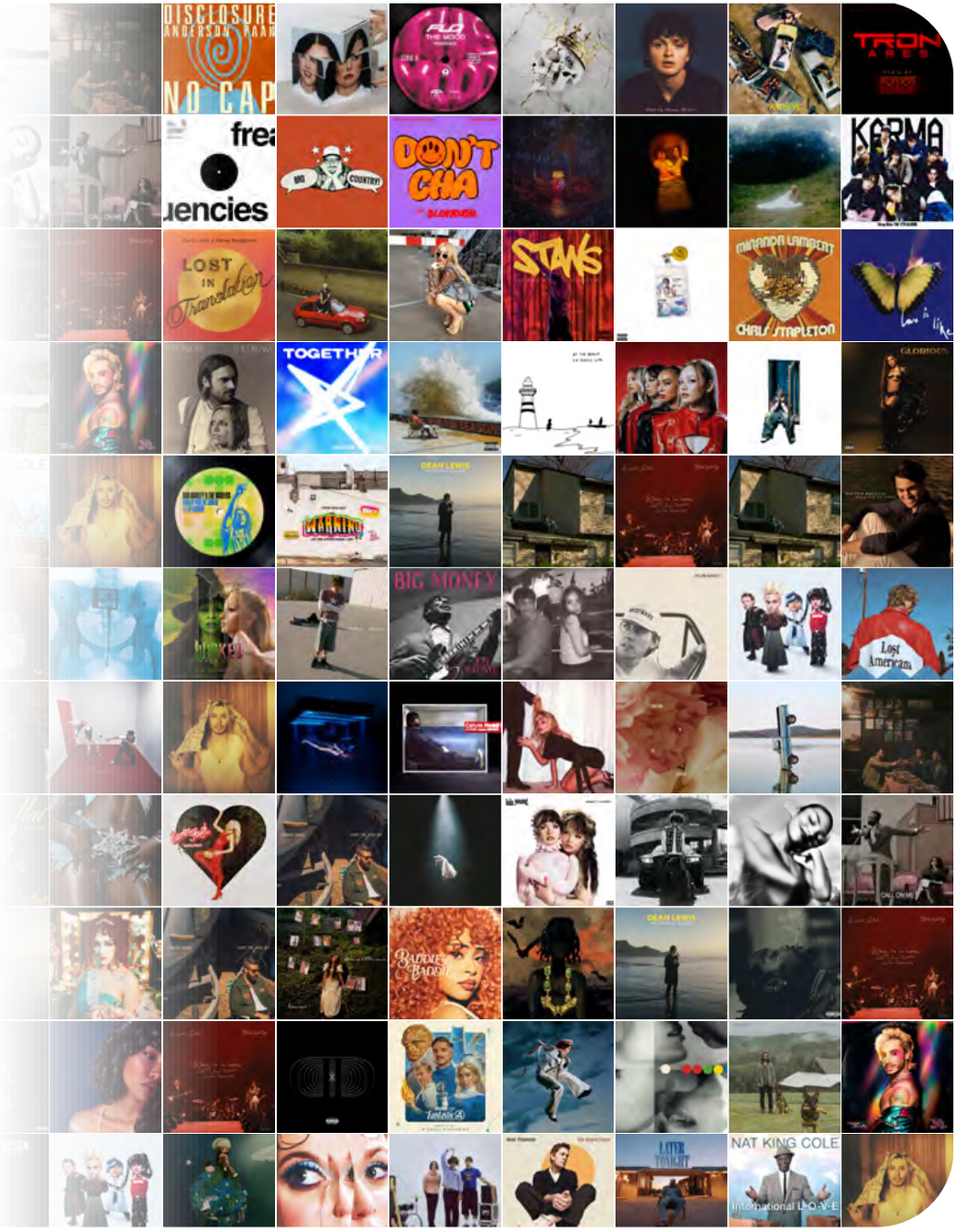

UNIVERSAL

UNIVERSAL MUSIC GROUP

DISTRIBUTION OF PROFITS

Pursuant to article 32 of the Articles, the distribution of profits shall be made after the adoption of the financial statements by the General Meeting from which it appears that the distribution is allowed. The Company may only make distributions to the extent the shareholders' equity of the Company exceeds the sum of the paid-up and called-up part of the share capital of the Company and any reserves that must be maintained pursuant to Dutch law.

The Board may determine which part of the profits shall be reserved, with due observance of the dividend policy. The General Meeting may resolve to distribute any part of the profits remaining after such reservation. If the General Meeting does not resolve to distribute these profits in whole or in part, such profits (or any profits remaining after distribution) shall also be reserved.

Subject to Dutch law, the Board may resolve to make an interim distribution of profits, provided that it appears from an interim statement of assets and liabilities signed by the Board that the shareholders' equity of the Company exceeds the sum of the paid-up and called-up part of the share capital of the Company and any reserves that must be maintained pursuant to Dutch law.

The Board, or the General Meeting, at the proposal of the Board, may resolve that a distribution shall not be paid in whole or in part in cash but in kind or in the form of Shares or that Shareholders shall be given the option to receive the distribution in cash or in kind or in the form of Shares (and with due observance of the Articles), and may determine the conditions under which such option can be given to the Shareholders.

Any distribution shall be made pro rata to the respective shareholdings. In calculating the amount of any distribution, Shares held by the Company shall be disregarded, unless such Shares are encumbered with a right of pledge or a right of usufruct.

The Board, or the General Meeting, at the proposal of the Board, may resolve to make distributions from the share premium reserve or other distributable reserves maintained by the Company.

INDEPENDENT AUDITOR'S REPORT

To: the shareholders and non-executive directors of Universal Music Group N.V.

Report on the audit of the financial statements 2025 included in the annual report

Our opinion

We have audited the accompanying financial statements for the financial year ended December 31, 2025 of Universal Music Group N.V. based in Amsterdam, the Netherlands.

In our opinion the financial statements give a true and fair view of the financial position of Universal Music Group N.V. as at December 31, 2025 and of its result and its cash flows for 2025 in accordance with IFRS Accounting Standards (IFRSs) as issued by the International Accounting Standards Board (IASB), IFRSs as adopted in the European Union (EU-IFRSs) and with Part 9 of Book 2 of the Dutch Civil Code.

The financial statements comprise:

- The consolidated and company statement of financial position as at December 31, 2025
- The following statements for 2025: the consolidated and company statements of profit or loss, comprehensive income, changes in equity and cash flows
- The notes comprising material accounting policy information and other explanatory information

Basis for our opinion

We conducted our audit in accordance with Dutch law, including the Dutch Standards on Auditing. Our responsibilities under those standards are further described in the Our responsibilities for the audit of the financial statements section of our report.

We are independent of Universal Music Group N.V. in accordance with the EU Regulation on specific requirements regarding statutory audit of public-interest entities, the Wet toezicht accountantsorganisaties (Wta, Audit firms supervision act), the Verordening inzake de onafhankelijkheid van accountants bij assurance-opdrachten (ViO, Code of Ethics for Professional Accountants, a regulation with respect to independence) and other relevant independence regulations in the Netherlands. Furthermore, we have complied with the Verordening gedrags- en beroepsregels accountants (VGBA, Dutch Code of Ethics for Professional Accountants).

We believe the audit evidence we have obtained is sufficient and appropriate to provide a basis for our opinion.

Information in support of our opinion

We designed our audit procedures in the context of our audit of the financial statements as a whole and in forming our opinion thereon. The following information in support of our opinion and any findings were addressed in this context, and we do not provide a separate opinion or conclusion on these matters.

Our understanding of the business

Universal Music Group N.V. is a music company which operates worldwide in more than 60 countries. We paid specific attention in our audit to a number of areas driven by the operations of the group and our risk assessment.

We determined materiality and identified and assessed the risks of material misstatement of the financial statements, whether due to fraud or error in order to design audit procedures responsive to those risks and to obtain audit evidence that is sufficient and appropriate to provide a basis for our opinion.

INDEPENDENT AUDITOR'S REPORT

Materiality

Materiality	€100 million (2024: €90 million)
Benchmark applied	Approximately 5% of profit before income taxes, excluding changes in fair value of financial instruments through profit or loss and share-based compensation expenses for 2025
Explanation	We determined materiality based on our understanding of the company's business and our perception of the financial information needs of users of the financial statements. We considered profit before income taxes, excluding the volatile changes in fair value of financial instruments through profit or loss and share-based compensation expenses, as an important metric for users of the financial statements. The benchmark applied and the percentage used are in line with our 2024 audit.

We have also taken into account misstatements and/or possible misstatements that in our opinion are material for the users of the financial statements for qualitative reasons.

We agreed with the audit committee of the board of directors that misstatements in excess of €5 million, which are identified during the audit, would be reported to them, as well as smaller misstatements that in our view must be reported on qualitative grounds.

Scope of the group audit

Universal Music Group N.V. is at the head of a group of entities. The financial information of this group is included in the financial statements.

We are responsible for planning and performing the group audit to obtain sufficient appropriate audit evidence regarding the financial information of the entities or business units within the group as a basis for forming an opinion on the financial statements. We are also responsible for the direction, supervision, review and evaluation of the audit work performed for purposes of the group audit. We bear the full responsibility for the auditor's report.

Based on our understanding of the group and its environment, the applicable financial framework and the group's system of internal control, we identified and assessed risks of material misstatement of the financial statements and the significant accounts and disclosures. Based on this risk assessment, we determined the nature, timing and extent of audit work performed, including the entities or business units within the group (components) at which to perform audit work. For this determination we considered the nature of the relevant events and conditions underlying the identified risks of material misstatements for the financial statements, the association of these risks to components and the materiality or financial size of the components relative to the group. We communicated the audit work to be performed and identified risks through instructions for component auditors as well as requesting component auditors to communicate matters related to the financial information of the component that is relevant to identifying and assessing risks.

We have:

- performed audit procedures ourselves in respect of areas such as the consolidation, disclosures, impairment testing for goodwill and other non-current assets, financial instruments, acquisitions and divestments, share-based compensation, loans and borrowings, equity investments and taxes;
- Used the audit work of component auditors from EY Global member firms working under our supervision for selected components in the United States, the United Kingdom, Japan, France, Germany and the group shared service center components.

This resulted in a coverage of 89% of the profit before taxes (excluding changes in fair value of financial instruments through profit or loss), 81% of revenue and 86% of total assets. For other components, we performed specified audit procedures and analytical procedures to corroborate that our risk assessment and scoping remained appropriate throughout the audit.

INDEPENDENT AUDITOR'S REPORT

We performed site visits to meet with local management and component teams, observe the component operations, discuss the group risk assessment and the risks of material misstatements for the components in the United States, the United Kingdom, Japan, France and Germany. We reviewed and evaluated the adequacy of the deliverables from component auditors and reviewed key working papers for selected components to address the risks of material misstatement. We held planning meetings, key meetings required based on circumstances and we attended closing meetings with local management and component teams in the United States, the United Kingdom, Japan, France and Germany. During these meetings and calls, amongst others, the planning procedures performed based on risk assessments, findings and observations were discussed and any further work deemed necessary by the primary or component team was then performed.

By performing the audit work mentioned above at the entities or business units within the group, together with additional work at group level, we have been able to obtain sufficient and appropriate audit evidence about the group's financial information to provide an opinion on the financial statements.

Teaming and use of specialists

We ensured that the audit teams both at group and at component levels included the appropriate skills and competences which are needed for the audit of a listed client in the Media and Entertainment industry. We included specialists in the areas of IT audit, forensics, sustainability, share based payments and income tax and have made use of our own experts in the areas of valuations (Goodwill and Catalogues) and actuaries.

Our focus on climate-related risks and the energy transition

Climate change and the energy transition are high on the public agenda. Issues such as CO_2 reduction impact financial reporting, as these issues entail risks for the business operation, the valuation of assets and provisions or the sustainability of the business model and access to financial markets of companies with a larger CO_2 footprint.

The board of directors summarized the Universal Music Group N.V.'s commitments and obligations, and reported in the Sustainability Statement of the board report how the company is addressing climate-related and environmental risks. Furthermore, the board of directors discloses its assessment and implementation plans in connection to climate-related risks and the effects of energy transition.

As part of our audit of the financial statements, we evaluated the extent to which climate-related risks and the effects of the energy transition and the company's commitments and (constructive) obligations, are taken into account in estimates and significant assumptions. Furthermore, we read the board report and considered whether there is any material inconsistency between the non-financial information and the financial statements.

Based on the audit procedures performed, we do not deem climate-related risks to have a material impact on the financial reporting judgements, estimates or significant assumptions as at December 31, 2025.

Our focus on fraud and non-compliance with laws and regulations

Our responsibility

Although we are not responsible for preventing fraud or non-compliance and we cannot be expected to detect non-compliance with all laws and regulations, it is our responsibility to obtain reasonable assurance that the financial statements, taken as a whole, are free from material misstatement, whether caused by fraud or error. The risk of not detecting a material misstatement resulting from fraud is higher than for one resulting from error, as fraud may involve collusion, forgery, intentional omissions, misrepresentations, or the override of internal control.

Our audit response related to fraud risks

We identified and assessed the risks of material misstatements of the financial statements due to fraud. During our audit we obtained an understanding of the company and its environment and the components of the system of internal control, including the risk assessment process and the board of directors' process for responding to the risks of fraud and monitoring the system of internal

INDEPENDENT AUDITOR'S REPORT

control and how the non-executive directors, advised by the audit committee, exercises oversight, as well as the outcomes.

We refer to section Risk and Risk Management of the board report for the board of directors' (fraud) risk assessment.

We evaluated the design and relevant aspects of the system of internal control and in particular the fraud risk assessment, as well as the UMG's code of conduct, standalone Whistleblowing policy and incident registration. We evaluated the design and the implementation of internal controls designed to mitigate fraud risks.

As part of our process of identifying fraud risks, we evaluated fraud risk factors with respect to financial reporting fraud, misappropriation of assets and bribery and corruption in close co-operation with our forensic specialists. We evaluated whether these factors indicate that a risk of material misstatement due to fraud is present.

We incorporated elements of unpredictability in our audit. We also considered the outcome of our other audit procedures and evaluated whether any findings were indicative of fraud or non-compliance.

We addressed the risks related to management override of controls, as this risk is present in all organizations. For these risks we have, among other things, performed procedures to evaluate whether the selection and application of accounting policies by the company, particularly those relating to subjective measurements and complex transactions, as disclosed in Note 2.2 to the consolidated financial statements, under Accounting Estimates and Judgments, may be indicative to fraudulent financial reporting. We have also used data analysis to identify and address high-risk journal entries and other adjustments made in the financial reporting process. We evaluated the business rationale (or the lack thereof) of significant extraordinary transactions, including those with related parties.

The following fraud risks identified required significant attention during our audit.

Presumed risks of fraud in revenue recognition	
Fraud risk	We presumed that there are risks of fraud in revenue recognition. We evaluated that the contractual agreements and conditions of streaming and subscription revenue in particular give rise to such risks.
Our audit approach	We describe the audit procedures responsive to the presumed risk of fraud in revenue recognition in the description of our audit approach for the key audit matter: • Revenue recognition for streaming and subscriptions

We considered available information and made enquiries of relevant executives, directors, internal audit, legal, compliance, human resources and regional directors and the non-executive directors.

The fraud risks we identified, enquiries and other available information did not lead to specific indications for fraud or suspected fraud potentially materially impacting the view of the financial statements.

Our audit response related to risks of non-compliance with laws and regulations

We performed appropriate audit procedures regarding compliance with the provisions of those laws and regulations that have a direct effect on the determination of material amounts and disclosures in the financial statements. Furthermore, we assessed factors related to the risks of non-compliance with laws and regulations that could reasonably be expected to have a material effect on the financial statements from our general industry experience, through discussions with the board of directors and key management personnel, reading minutes, inspection of internal audit and compliance reports and performing substantive tests of details of classes of transactions, account balances or disclosures.

We also inspected lawyers' letters and we have been informed by management that there was no correspondence with regulatory authorities, and remained alert to any indication of (suspected)

INDEPENDENT AUDITOR'S REPORT

non-compliance throughout the audit. Finally, we obtained written representations that all known instances of non-compliance with laws and regulations have been disclosed to us.

Our audit response related to going concern

As disclosed in section Basis of preparation and consolidation in Note 2.2 to the financial statements, the financial statements have been prepared on a going concern basis. When preparing the financial statements, the board of directors made a specific assessment of the company's ability to continue as a going concern and to continue its operations for the foreseeable future.

We discussed and evaluated the specific assessment with the board of directors exercising professional judgment and maintaining professional skepticism.

We considered whether board of directors' going concern assessment, based on our knowledge and understanding obtained through our audit of the financial statements or otherwise, contains all relevant events or conditions that may cast significant doubt on the company's ability to continue as a going concern. If we conclude that a material uncertainty exists, we are required to draw attention in our auditor's report to the related disclosures in the financial statements or, if such disclosures are inadequate, to modify our opinion.

Based on our procedures performed, we did not identify material uncertainties about going concern or the board of directors' use of the going concern basis of accounting. Our conclusions are based on the audit evidence obtained up to the date of our auditor's report. However, future events or conditions may cause a company to cease to continue as a going concern.

Our key audit matters

Key audit matters are those matters that, in our professional judgment, were of most significance in our audit of the financial statements. We have communicated the key audit matters to the audit committee of the board of directors. The key audit matters are not a comprehensive reflection of all matters discussed.

In comparison with previous year, the nature of our key audit matters did not change.

Revenue recognition for streaming and subscriptions

Risk	Subscriptions and streaming revenues represent the largest type of recorded music revenue and account for 51% (51% in 2024) of total UMG revenue. The streaming and subscription revenues of the Company are driven through global digital contracts and recognized over time. The total amount of streaming and subscription revenue recognized for the year ended December 31, 2025 amounts to EUR 6.3 billion (2024: EUR 6.0 billion). As described in Note 2.3.5 and Note 3 to the consolidated financial statements, revenues from contracts with customers are recognized when performance obligations included in the contract are satisfied, and for an amount for which it is highly probable that a significant reversal in the amount of cumulative revenue recognized will not occur. As described in Note 2.2 to the consolidated financial statements, significant judgement is required to identify performance obligations under contracts with customers and to determine whether these performance obligations are satisfied, among other factors. We consider this to be a key audit matter due to the complexity of the contractual terms and conditions and the significant judgements applied by management in its revenue recognition. Moreover, we presumed that there are risks of fraud in revenue recognition for streaming and subscriptions.

INDEPENDENT AUDITOR'S REPORT

Revenue recognition for streaming and subscriptions	
Our audit approach	Our audit procedures included, among others, evaluating the appropriateness of the Company's revenue recognition policies for streaming and subscription revenue in accordance with IFRS 15 'Revenue from Contracts with Customers' and whether the policies have been applied consistently or whether changes, if any, are appropriate in the circumstances. We performed the following procedures, among others: • We gained insight in the process for identifying and accounting for specific revenue terms and conditions included in contracts with digital service providers • We evaluated the design and implementation of controls that address the identified risks • We performed contract reviews on significant contracts with digital service providers in order to verify if these are recognized in accordance with IFRS 15 • We evaluated management's judgement on revenue recognition for specific contractual terms, based on the relevant digital revenue contracts, (monthly) information from digital service providers and reconciled this to revenue recorded in the financial administration • We performed a look-back analysis on management's judgement made on the prior year's recognition of revenue for specific contractual terms • We also evaluated the adequacy of the disclosures provided by the Company
Key observations	We did not identify any material misstatements in the revenue recorded for 2025, either due to fraud or error.

Valuation of royalty advances to artists and repertoire owners	
Risk	The Company provides royalty advances to artists and repertoire owners. As of December 31, 2025, the total amount of royalty advances amounted to EUR 3.1 billion (2024: EUR 3.3 billion). As described in Note 2.3.8 and Note 10 to the consolidated financial statements, these advances to artists, songwriters and co-publishers are capitalized as an asset when their current popularity and past performances provide a reasonable basis to conclude that a future recoupment of such royalty advances against earnings otherwise payable to them is reasonably assured. Royalty advances are recognized as an expense as subsequent royalties are earned by the artist, songwriter or co-publisher. Any portion of capitalized royalty advances not deemed to be recoverable against future royalties is expensed during the period in which the loss becomes evident. As described in Note 2.2 to the consolidated financial statements, estimation of the future performance of artists and repertoire owners is considered a significant management estimate, for evaluating whether capitalized royalty advances are recoverable against future earnings and mainly relates to the estimated future earnings performance of artists, songwriters and co-publishers. We consider this to be a key audit matter based on the significant judgements applied by management in valuing royalty advances.

INDEPENDENT AUDITOR'S REPORT

Valuation of royalty advances to artists and repertoire owners	
Our audit approach	As part of our audit procedures, we obtained an understanding of the estimation process and management's application of the related accounting policies. Specifically, we evaluated the Company's accounting policy over recognition and measurement of royalty advances in accordance with IAS 38 'Intangible assets'. Furthermore, we performed, amongst others, the following audit procedures: • We obtained an understanding of the estimation models for determining the future projections relating to royalty advances • We evaluated the contracts and payments relating to material royalty advances during the year • We tested the recoupment for 2025 of new and existing royalty advances capitalized with material net exposure as at December 31, 2025 • We assessed the recoverability of net advances and related future contractual commitments by performing sensitivity analyses on historical recoupment run-rates to evaluate the assumptions made by management in its royalty advances recoverability analysis • We assessed the classification of advances between Non-current royalty advances and Current royalty advances recorded on the Company's statement of financial position • We performed a look-back analysis on management's judgement and estimates made in prior year valuation of royalty advances • We evaluated the adequacy of the disclosures
Key observations	We did not identify any material misstatements in the valuation of royalty advances to artists and repertoire owners as at December 31, 2025.

Valuation of music catalogues	
Risk	The Company has presented Catalogues (of music and publishing rights) - hereinafter: music catalogues - on the balance sheet as of December 31, 2025 amounting to EUR 3.1 billion (2024: EUR 3.4 billion). As described in Note 2.3.8 and Note 10 to the consolidated financial statements, music catalogues are recognized at cost, and music catalogues acquired in a business combination are recorded at their fair value at the acquisition date. Amortization expenses are charged on a straight-line basis over the estimated useful life. Annually, impairment tests are performed to compare the future cash flows of each music catalogue against the carrying amount. As described in Note 2.2, the Company identifies a significant estimate relating to the assumptions in the impairment tests performed as well as the determination of the (remaining) useful life for the music catalogues. As the related amounts of the music catalogues presented are significant and the estimation involved includes significant judgement applied by management, we consider this a key audit matter.

INDEPENDENT AUDITOR'S REPORT

Valuation of music catalogues	
Our audit approach	As part of our audit procedures, we obtained an understanding of the estimation process to determine the valuation of the music catalogues and the Company's application of the related accounting policies. We evaluated the Company's accounting policies over recognition and measurement of music catalogues for compliance with IAS 36 'Impairment of assets' and IAS 38 'Intangible assets'. Additionally, we performed, amongst others, the following audit procedures: • We obtained an understanding of management's information model to determine the qualitative and quantitative factors supporting the catalogues' useful life, such as the asset's expected pattern of the future earnings and the period of the contractual arrangements • We assessed the historical revenues associated with the music catalogues, along with forecasted revenues, in order to assess the appropriateness of the catalogues' (remaining) useful life • We evaluated management's impairment indicator assessment over catalogues, and, in case of an impairment indicator identified by management, we evaluated the impairment assessment to determine whether any impairment should be recorded as at December 31, 2025 • We evaluated the adequacy of the disclosures to the financial statements
Key observations	We did not identify any material misstatements in the valuation of music catalogues as at December 31, 2025.

Report on other information included in the annual report

The annual report contains other information in addition to the financial statements and our auditor's report thereon.

Based on the following procedures performed, we conclude that the other information:

- Is consistent with the financial statements and does not contain material misstatements
- Contains the information as required by Part 9 of Book 2 of the Dutch Civil Code for the management report (excluding the sustainability statement) and the other information as required by Part 9 of Book 2 of the Dutch Civil Code and as required by Sections 2:135b and 2:145 sub-section 2 of the Dutch Civil Code for the remuneration report.

We have read the other information. Based on our knowledge and understanding obtained through our audit of the financial statements or otherwise, we have considered whether the other information contains material misstatements. By performing these procedures, we comply with the requirements of Part 9 of Book 2 and Section 2:135b sub-Section 7 of the Dutch Civil Code and the Dutch Standard 720. The scope of the procedures performed is substantially less than the scope of those performed in our audit of the financial statements.

The board of directors is responsible for the preparation of the other information, including the management report in accordance with Part 9 of Book 2 of the Dutch Civil Code and other information required by Part 9 of Book 2 of the Dutch Civil Code. The board of directors are responsible for ensuring that the remuneration report is drawn up and published in accordance with Sections 2:135b and 2:145 sub-section 2 of the Dutch Civil Code.

Description of responsibilities regarding the financial statements

Responsibilities of the board of directors and the non-executive directors for the financial statements

The board of directors is responsible for the preparation and fair presentation of the financial statements in accordance with IFRSs as issued by the IASB, EU-IFRSs and Part 9 of Book 2 of the Dutch Civil Code. Furthermore, the board of directors is responsible for such internal control as the board of directors determines is necessary to enable the preparation of the financial statements that are free from material misstatement, whether due to fraud or error.

INDEPENDENT AUDITOR'S REPORT

As part of the preparation of the financial statements, the board of directors is responsible for assessing the company's ability to continue as a going concern. Based on the financial reporting framework mentioned, the board of directors should prepare the financial statements using the going concern basis of accounting unless the board of directors either intends to liquidate the company or to cease operations, or has no realistic alternative but to do so. The board of directors should disclose events and circumstances that may cast significant doubt on the company's ability to continue as a going concern in the financial statements.

The non-executive directors, advised by the audit committee, are responsible for overseeing the company's financial reporting process.

Our responsibilities for the audit of the financial statements

Our objective is to plan and perform the audit engagement in a manner that allows us to obtain sufficient and appropriate audit evidence for our opinion.

Our audit has been performed with a high, but not absolute, level of assurance, which means we may not detect all material misstatements, whether due to fraud or error during our audit.

Misstatements can arise from fraud or error and are considered material if, individually or in the aggregate, they could reasonably be expected to influence the economic decisions of users taken on the basis of these financial statements. The materiality affects the nature, timing and extent of our audit procedures and the evaluation of the effect of identified misstatements on our opinion.

We have exercised professional judgment and have maintained professional skepticism throughout the audit, in accordance with Dutch Standards on Auditing, ethical requirements and independence requirements. The Information in support of our opinion section above includes an informative summary of our responsibilities and the work performed as the basis for our opinion. Our audit further included among others:

- Performing audit procedures responsive to the risks identified, and obtaining audit evidence that is sufficient and appropriate to provide a basis for our opinion
- Obtaining an understanding of internal control relevant to the audit in order to design audit procedures that are appropriate in the circumstances, but not for the purpose of expressing an opinion on the effectiveness of the company's internal control
- Evaluating the appropriateness of accounting policies used and the reasonableness of accounting estimates and related disclosures made by the board of directors
- Evaluating the overall presentation, structure and content of the financial statements, including the disclosures
- Evaluating whether the financial statements represent the underlying transactions and events in a manner that achieves fair presentation

Communication

We communicate with the audit committee of the board of directors regarding, among other matters, the planned scope and timing of the audit and significant audit findings, including any significant findings in internal control that we identify during our audit. In this respect we also submit an additional report to the audit committee in accordance with Article 11 of the EU Regulation on specific requirements regarding statutory audit of public-interest entities. The information included in this additional report is consistent with our audit opinion in this auditor's report.

We provide the audit committee of the board of directors with a statement that we have complied with relevant ethical requirements regarding independence, and to communicate with them all relationships and other matters that may reasonably be thought to bear on our independence, and where applicable, related safeguards.

From the matters communicated with the audit committee of the board of directors, we determine the key audit matters: those matters that were of most significance in the audit of the financial statements. We describe these matters in our auditor's report unless law or regulation precludes public disclosure about the matter or when, in extremely rare circumstances, not communicating the matter is in the public interest.

INDEPENDENT AUDITOR'S REPORT

Report on other legal and regulatory requirements and ESEF

Engagement

We were engaged by the general meeting as auditor of Universal Music Group N.V. on September 20, 2021, as of the audit for the year 2021 and have operated as statutory auditor ever since that date.

No prohibited non-audit services

We have not provided prohibited non-audit services as referred to in Article 5(1) of the EU Regulation on specific requirements regarding statutory audit of public-interest entities.

European Single Electronic Reporting Format (ESEF)

Universal Music Group N.V. has prepared the annual report in ESEF. The requirements for this are set out in the Delegated Regulation (EU) 2019/815 with regard to regulatory technical standards on the specification of a single electronic reporting format (hereinafter: the RTS on ESEF).

In our opinion the annual report prepared in the XHTML format, including the (partially) marked-up consolidated financial statements as included in the reporting package by Universal Music Group N.V., complies in all material respects with the RTS on ESEF.

The board of directors is responsible for preparing the annual report, including the financial statements, in accordance with the RTS on ESEF, whereby the board of directors combines the various components into a single reporting package.

Our responsibility is to obtain reasonable assurance for our opinion whether the annual report in this reporting package complies with the RTS on ESEF.

We performed our examination in accordance with Dutch law, including Dutch Standard 3950N, "Assurance-opdrachten inzake het voldoen aan de criteria voor het opstellen van een digitaal verantwoordingsdocument" (assurance engagements relating to compliance with criteria for digital reporting). Our examination included amongst others:

- Obtaining an understanding of the company's financial reporting process, including the preparation of the reporting package
- Identifying and assessing the risks that the annual report does not comply in all material respects with the RTS on ESEF and designing and performing further assurance procedures responsive to those risks to provide a basis for our opinion, including:
  - Obtaining the reporting package and performing validations to determine whether the reporting package containing the Inline XBRL instance document and the XBRL extension taxonomy files, has been prepared in accordance with the technical specifications as included in the RTS on ESEF
  - Examining the information related to the consolidated financial statements in the reporting package to determine whether all required mark-ups have been applied and whether these are in accordance with the RTS on ESEF.

Amsterdam, March 26, 2026

EY Accountants B.V.

Signed by F.J. Blenderman

LIMITED ASSURANCE REPORT OF THE INDEPENDENT AUDITOR ON THE SUSTAINABILITY STATEMENT

To: the shareholders and the non-executive directors of Universal Music Group N.V.

Our conclusion

We have performed a limited assurance engagement on the consolidated sustainability statement for 2025 of Universal Music Group N.V. based in Amsterdam, the Netherlands (hereinafter: the company) in section Sustainability statement of the accompanying board report including the information incorporated in the sustainability statement by reference (hereinafter: the sustainability statement).

Based on our procedures performed and the evidence obtained, nothing has come to our attention that causes us to believe that the sustainability statement is not, in all material respects:

- Prepared in accordance with the European Sustainability Reporting Standards (ESRS) as adopted by the European Commission and compliant with the double materiality assessment process carried out by the company to identify the information reported pursuant to the ESRS
- Compliant with the reporting requirements provided for in Article 8 of Regulation (EU) 2020/852 (Taxonomy Regulation)

Our conclusion has been formed on the basis of the matters outlined in this limited assurance report.

Basis for our conclusion

We have performed our limited assurance engagement on the sustainability statement in accordance with Dutch law, including Dutch Standard 3810N, "Assurance-opdrachten inzake duurzaamheidsverslaggeving" (Assurance engagements relating to sustainability reporting), which is a specified Dutch standard that is based on the International Standard on Assurance Engagements (ISAE) 3000 (Revised), "Assurance engagements other than audits or reviews of historical financial information".

Our assurance engagement was aimed to obtain a limited level of assurance that the sustainability statement is free from material misstatements. The procedures vary in nature and timing from, and are less in extent, than for a reasonable assurance engagement. Consequently, the level of assurance obtained in a limited assurance engagement is substantially lower than the assurance that would have been obtained had a reasonable assurance engagement been performed.Our responsibilities in this regard are further described in the section Our responsibilities for the limited assurance engagement on the sustainability statement of our report.

We are independent of Universal Music Group N.V. in accordance with the Verordening inzake de onafhankelijkheid van accountants bij assurance-opdrachten (ViO, Code of Ethics for Professional Accountants, a regulation with respect to independence) and other relevant independence regulations in the Netherlands. This includes that we do not perform any activities that could result in a conflict of interest with our independent assurance engagement and we are not involved in the preparation of the sustainability statement, as doing so may compromise our independence.

Furthermore, we have complied with the Verordening gedrags- en beroepsregels accountants (VGBA, Dutch Code of Ethics for Professional Accountants). The ViO and VGBA are at least as demanding as the International code of ethics for professional accountants (including International independence standards) of the International Ethics Standards Board for Accountants (the IESBA Code) as relevant to limited assurance engagements on sustainability statements of public interest entities in the European Union.

We believe that the assurance evidence we have obtained is sufficient and appropriate to provide a basis for our conclusion.

Inherent limitations associated with measurement or evaluation of sustainability information

Significant uncertainties affecting the quantitative metrics

Section ESRS 2 General Disclosures in the sustainability statement identifies the quantitative metrics and monetary amounts that are subject to a high level of measurement uncertainty and discloses

LIMITED ASSURANCE REPORT OF THE INDEPENDENT AUDITOR ON THE SUSTAINABILITY STATEMENT

information about the sources of measurement uncertainty and the assumptions, approximations and judgements the company has made in measuring these in compliance with the ESRS.

Comparability may be limited for entity-specific sustainability information
The company provides additional entity-specific sustainability information in Sections Attraction and retention of artists, Intellectual property, piracy, and content protection and Privacy and cybersecurity. The comparability of entity-specific sustainability information between entities and over time may be affected by the absence of a uniform practice or availability of external information sources to measure or evaluate this information that can support comparability. This allows for the application of different, but acceptable, measurement techniques.

Inherent limitations of a double materiality assessment process
The sustainability statement may not include every impact, risk and opportunity or additional entity-specific disclosure that each individual stakeholder (group) may consider important in its own particular assessment.

Inherent limitations of forward-looking information
In reporting forward-looking information in accordance with the ESRS, the board of directors describes the underlying assumptions and methods of producing the information, as well as other factors that provide evidence that it reflects the actual plans or decisions made by the company (actions). Forward-looking information relates to events and actions that have not yet occurred and may never occur. The actual outcome is likely to be different since anticipated events frequently do not occur as expected.

Responsibilities of the board of directors for the sustainability statement
The executive directors of the board of directors are responsible for the preparation of the sustainability statement in accordance with the ESRS, including the double materiality assessment process carried out by the company as the basis for the sustainability statement and disclosure of material impacts, risks and opportunities in accordance with the ESRS.

As part of the preparation of the sustainability statement, the executive directors are responsible for compliance with the reporting requirements provided for in Article 8 of Regulation (EU) 2020/852 (Taxonomy Regulation). The executive directors are also responsible for selecting and applying additional entity-specific disclosures to enable users to understand the company's sustainability-related impacts, risks or opportunities and for determining that these additional entity-specific disclosures are suitable in the circumstances and in accordance with the ESRS.

Furthermore, the executive directors are responsible for such internal control as it determines is necessary to enable the preparation of the sustainability statement that is free from material misstatement, whether due to fraud or error.

The non-executive directors of the board of directors are responsible for overseeing the sustainability reporting process including the double materiality assessment process carried out by the company.

Our responsibilities for the limited assurance engagement on the sustainability statement
Our responsibility is to plan and perform the limited assurance engagement in a manner that allows us to obtain sufficient and appropriate assurance evidence for our conclusion.

We apply the applicable quality management requirements pursuant to the Nadere voorschriften kwaliteitsmanagement (NVKM, regulations for quality management) and the International Standard on Quality Management (ISQM) 1, and accordingly maintain a comprehensive system of quality management including documented policies and procedures regarding compliance with ethical requirements, professional standards and other relevant legal and regulatory requirements.

Our limited assurance engagement included amongst others:
- Performing inquiries and an analysis of the external environment and obtaining an understanding of relevant sustainability themes and issues, the characteristics of the company, its activities and the value chain and its key intangible resources in order to assess the double

LIMITED ASSURANCE REPORT OF THE INDEPENDENT AUDITOR ON THE SUSTAINABILITY STATEMENT

materiality assessment process carried out by the company as the basis for the sustainability statement and disclosure of all material sustainability-related impacts, risks and opportunities in accordance with the ESRS

- Obtaining through inquiries a general understanding of the internal control environment, the company's processes for gathering and reporting entity-related and value chain information, the information systems and the company's risk assessment process relevant to the preparation of the sustainability statement and for identifying the company's activities, determining eligible and aligned economic activities and prepare the disclosures provided for in Article 8 of Regulation (EU) 2020/852 (Taxonomy Regulation), without obtaining assurance information about the implementation or testing the operating effectiveness of controls
- Assessing the double materiality assessment process carried out by the company and identifying and assessing areas of the sustainability statement, including the disclosures provided for in Article 8 of Regulation (EU) 2020/852 (Taxonomy Regulation), where misleading or unbalanced information or material misstatements, whether due to fraud or error, are likely to arise ('selected disclosures'). Designing and performing further assurance procedures aimed at assessing that the sustainability statement is free from material misstatements responsive to this risk analysis.
- Considering whether the description of the double materiality assessment process in the sustainability statement made by the board of directors appears consistent with the process carried out by the company
- Performing analytical review procedures on quantitative information in the sustainability statement, including consideration of data and trends
- Assessing whether the company's methods for developing estimates are appropriate and have been consistently applied for selected disclosures. We considered data and trends, however our procedures did not include testing the data on which the estimates are based or separately developing our own estimates against which to evaluate the board of directors estimates
- Analyzing, on a limited sample basis, relevant internal and external documentation available to the company (including publicly available information or information from actors throughout its value chain) for selected disclosures
- Reading the other information in the annual report to identify material inconsistencies, if any, with the sustainability statement
- Considering whether the disclosures provided to address the reporting requirements provided for in Article 8 of Regulation (EU) 2020/852 (Taxonomy Regulation) for each of the environmental objectives, reconcile with the underlying records of the company and are consistent or coherent with the sustainability statement, appear reasonable, in particular whether the eligible economic activities meet the cumulative conditions to qualify as aligned and whether the technical screening criteria are met, and whether the key performance indicators disclosures have been defined and calculated in accordance with the Taxonomy delegated acts, and comply with the reporting requirements provided for in Article 8 of Regulation (EU) 2020/852 (Taxonomy Regulation), including the format in which the activities are presented
- Considering the overall presentation, structure and fundamental qualitative characteristics of information (relevance and faithful representation: complete, neutral and accurate) reported in the sustainability statement, including the reporting requirements provided for in Article 8 of Regulation (EU) 2020/852 (Taxonomy Regulation)
- Considering, based on our limited assurance procedures and evaluation of the evidence obtained, whether the sustainability statement as a whole, is free from material misstatements and prepared in accordance with the ESRS.

Communication

We communicate with the audit committee of the board of directors regarding, among other matters, the planned scope and timing of the assurance engagement and significant findings that we identify during our assurance engagement.

Amsterdam, 26 March 2026

EY Accountants B.V.

Signed by F.J. Blenderman

Appendix

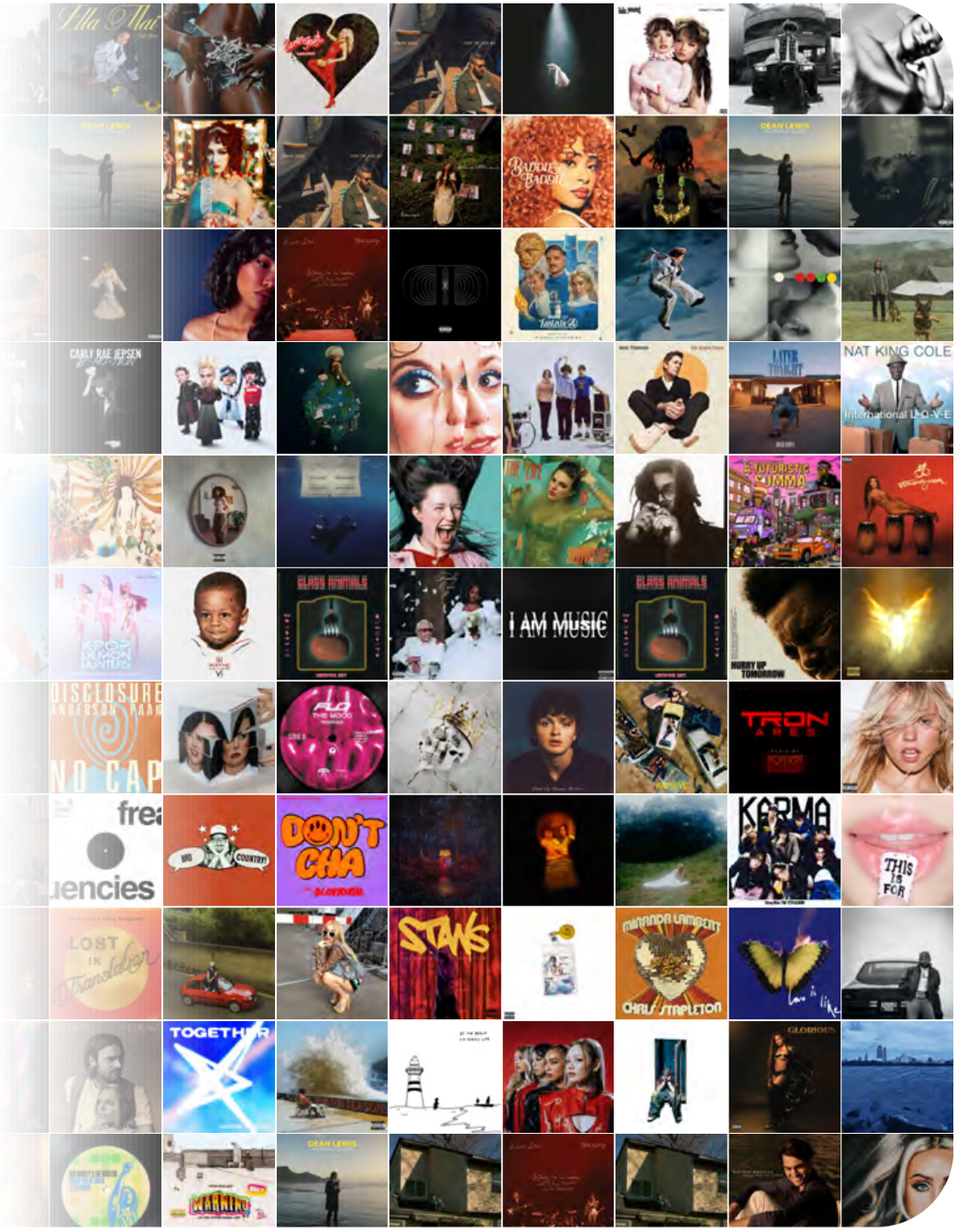

UNIVERSAL

UNIVERSAL MUSIC GROUP

Case 5:24-cv-03811-EKL Document 279-57 Filed 09/22/26 Page 283 of 296 PageID #: 129675

BIOGRAPHIES OF THE CORPORATE EXECUTIVES



Sir Lucian Grainge

CHAIRMAN AND CHIEF EXECUTIVE OFFICER

Sir Lucian has transformed Universal Music Group (UMG) into the most successful company in the history of the music industry by pioneering new approaches to signing and developing the most successful recording artists and songwriters and championing innovative business models with a wide range of media and technology partners. For more than two decades, UMG has been the No. 1 music company in the world.

Over the span of four decades at UMG, Sir Lucian has signed and worked with many worldwide stars including ABBA, Andrea Bocelli, Sabrina Carpenter, Eminem, Elton John, Lady Gaga, Kendrick Lamar, The Rolling Stones, Taylor Swift, U2 and Amy Winehouse, among many others. In 2011, he led UMG's successful acquisition of the recorded music assets of the legendary British music company EMI, revitalizing its iconic Capitol Records, and, in the process, further strengthening UMG's position as the global leader in music.

Billboard magazine has listed Sir Lucian a record eight times at No. 1 on the publication's annual Power 100 list of the most influential music executives and Variety magazine has ranked him among the Top 10 most powerful executives in the global entertainment industry. A native of London, Sir Lucian was bestowed with a knighthood in 2016 by Her Majesty Queen Elizabeth II in the Queen's 90th Birthday Honours list for accomplishments in the music industry and leadership through its challenging times, contributions to British business and inward investment, as well as his development of innovative business models, technology and media partnerships that have expanded UMG's global presence. In 2020, Sir Lucian received a star on the Hollywood Walk of Fame.

Sir Lucian lives in Los Angeles with his wife and has three children. He serves on the board of Northeastern University in Boston, Massachusetts.



Matt Ellis

CHIEF FINANCIAL OFFICER

Matt Ellis is Chief Financial Officer (CFO) of Universal Music Group. As CFO, Ellis is responsible for leading global financial operations across UMG and its subsidiaries. He is based in Santa Monica and reports to UMG Chairman and CEO, Sir Lucian Grainge.

Ellis joined UMG following a 10-year tenure at Verizon Communications where he most recently served as Executive Vice President and Chief Financial Officer (CFO). In this role, he led all finance activities, including Controllership, Treasury, Tax, Investor Relations, FP&A, Internal Audit, Corporate Development, and Business Transformation. Prior to Verizon, Ellis held multiple senior finance positions at global food company Tyson Foods Inc., where he served as Vice President and Treasurer from 2010–2013.

Ellis was born in the U.S. and raised in the UK. Prior to moving back to the U.S. in 1997, Ellis held early career roles as a Commercial Accountant at Dixons Stores Group and as an Audit Supervisor at Coopers & Lybrand (now PwC). He is a member of the Institute of Chartered Accountants in England and Wales and earned a BCom (Accounting) from the University of Birmingham in the UK.



Philippe Flageul

EXECUTIVE VICE PRESIDENT, CONTROLLER

Philippe Flageul is Executive Vice President, Controller for Universal Music Group. He is responsible for overseeing many aspects of UMG's finance operations, including accounting, tax, treasury, risk management and IT and supply chain finance. He also oversees UMG's global procurement. Flageul joined UMG in 2015 from Bolloré Group, where he worked for more than two decades as CFO of the industrial division and Chairman of IER. Flageul holds an MBA from EDHEC.

Case 5:24-cv-03811-EKL Document 179-57 Filed 09/22/26 Page 284 of 296 PageID #: 129676



Jody Gerson

CHAIRMAN AND CEO, UNIVERSAL MUSIC PUBLISHING GROUP

Jody Gerson is Chairman and CEO of Universal Music Publishing Group and a member of Universal Music Group's Executive Management Board. One of the industry's most respected and accomplished executives, Gerson leads a global company with 48 offices in 41 countries and more than 850 employees. She made history as the first female chairman of a global music company and the first woman to be named CEO of a major music publisher.

Since joining UMPG in 2015, Gerson has transformed the company into a global powerhouse that owns and administers more than 5 million copyrights and is the industry's best global home for songwriters.

A highly respected creative authority and thought leader in our culture, Gerson has signed and works with the world's biggest superstars, including Adele, Bee Gees, Bad Bunny, Justin Bieber, Sabrina Carpenter, Lana Del Rey, Ariana Grande, Coldplay, Drake, Billie Eilish, H.E.R., Elton John, Alicia Keys, Steve Lacy, Kendrick Lamar, Post Malone, Maren Morris, the Prince estate, Rosalia, Harry Styles, Taylor Swift, SZA, The Weeknd, and more. She also led UMPG's historic and highly competitive acquisitions of the iconic catalogs of Bob Dylan, Neil Diamond, Sting, and others.

As a champion for women in music and advocate for education, Gerson cofounded the global nonprofit She Is The Music. She also serves on Boards for the USC Annenberg Inclusion Initiative, The Rock & Roll Hall of Fame, the National Music Publishers Association, Gap Inc., Ancestry.com, New Roads School, and Project Healthy Minds.

In January 2020, Gerson made history as the first woman and first music publishing executive to be named *Billboard*'s 'Executive of the Year' for that outlet's most coveted Power 100 list, and annually ranks within that list's Top Ten. She is the recipient of numerous other prestigious honors, including the Recording Academy's 2025 Grammy Salute to Industry Icons award; *Billboard* Power Players' Choice Award; *Variety*'s Hitmakers Executive of the Year; *Billboard*'s 2015 Executive of the Year for their Women In Music issue; *Rolling Stone*'s 'Future 25'; *Variety*'s Power of Women L.A.; The 2016 March of Dimes Inspiring Woman of the Year; and more.

Gerson oversees Polygram Entertainment, a film and television development and production division of UMG which produces award-winning feature-length films and music-centric series. In 2024 alone, she served as Executive Producer on a broad array of projects, including *Music Box: Yacht Rock: A DOCKumentary*; *The Beach Boys*; *STAX: Soulsville, U.S.A.*; and *Billy Preston: That's The Way God Planned It*. Other recent projects that Gerson Executive Produced include *The Bee Gees: How to Mend a Broken Heart* and HBO's *Music Box* series. Among her and Polygram's many projects in development are documentaries on Bernie Taupin and Prince.



Jeffrey Harleston

GENERAL COUNSEL AND EXECUTIVE VICE PRESIDENT OF BUSINESS AND LEGAL AFFAIRS

Jeffrey Harleston is responsible for the global oversight of all business transactions, contracts and litigation. He is additionally responsible for the development of corporate policies to ensure a unified strategy across the Company's divisions, including the coordination of UMG's government relations, trade and anti-piracy activities. Harleston joined the Company in 1993 at MCA Records, after serving as Associate Independent Counsel for the IranContra Investigation and prior to that as a Litigation Associate at Covington & Burling LLP. Throughout his career, Harleston has been recognized for his many achievements including receiving The Recording Academy's 2020 Entertainment Law Initiative Service Award, Billboard's 2018 "Lawyer of the Year", the 2018 Diversity Award from the Association of Corporate Counsel for Southern California. In 2017, Harleston was named one of Ebony magazine's "Power 100" and he is annually recognized by Billboard on the magazine's "Power 100" list of the most powerful executives in the music industry.

Case 5:24-cv-03811-EKL Document 279-57 Filed 09/22/26 Page 285 of 296 PageID #: 129677

Harleston is a Member of the Board of Trustees of Williams College and the Board of Harvard-Westlake School. He also serves on the boards of the Recording Industry Association of America the TJ Martell Foundation, MusiCares and the Motown Museum.

Harleston is proud to be a Founder of the Universal/Motown Fund, an endowment dedicated to providing financial assistance for artists from the 50's, 60's and 70's. He received a B.A. in Political Science from Williams College and a J.D. from the University of California, Berkeley School of Law.



Eric Hutcherson

EXECUTIVE VICE PRESIDENT, CHIEF PEOPLE AND INCLUSION OFFICER

With a focus on people, culture and inclusion, Eric Hutcherson leads a global team across UMG's record labels, publishing division and operating companies to align talent functions, amplify the Company's entrepreneurial-based culture, accelerate diversity and inclusion across all levels and territories, attract, retain and develop talent, accelerate the Company's social justice initiatives and build on UMG's successful track-record of driving innovation by recruiting employees who bring new ideas, perspectives and skillsets.

Prior to joining UMG, he was EVP, Chief Human Resources Officer of the National Basketball Association (NBA) where he managed a team that drove the NBA's global workforce strategy. Hutcherson currently serves as Vice-Chair of Covenant House International and Chair of the Human Capital Committee, and on the Board of Councilors for the USC Annenberg School of Communication and Journalism. Additionally, he serves as strategic advisor to the Board of Directors for the Young Peoples Chorus; a multicultural youth chorus whose mission is to provide children of all economic and cultural backgrounds with a unique program of music education and choral performance.

Hutcherson earned a bachelor's degree in political science from New York University and a master's degree in Sports Management and Administration from the University of Massachusetts-Amherst.



Boyd Muir

CHIEF OPERATING OFFICER (COO)

Boyd Muir is Chief Operating Officer (COO) of Universal Music Group (UMG). As COO, Muir is responsible for driving strategic growth across the company's worldwide operations. Muir formerly served as UMG's EVP, Chief Financial Officer (CFO) and President of Operations, and was appointed COO in October 2024. As UMG's CFO, Muir played a key role in the company's successful listing on the Euronext stock exchange in 2021.

He has also been involved in a number of significant acquisitions, including Sanctuary Group and V2 Music Group, as well as leading the company's successful acquisitions of EMI, Ingrooves, [PIAS] and UMG's minority investment in the Chord Music Fund. He was appointed as UMG's EVP, CFO and President of Operations in 2010, having previously served as CFO for Universal Music Group International, the division which manages UMG's businesses in more than 50 countries for more than a decade. From 1984 to 1991, Muir worked for Ernst & Young, including at its entertainment media division in London, and for EMI from 1991 to 1994. At the latter group, he was head of internal audit, spending considerable time working in Los Angeles and New York. He was also closely involved in EMI's acquisition of Virgin Music and Chrysalis Records.



Michael Nash

EXECUTIVE VICE PRESIDENT, CHIEF DIGITAL OFFICER

Michael Nash is Executive Vice President, Chief Digital Officer and oversees UMG's digital business development activities around the world. Nash has worked at the forefront of media and technology convergence for his entire career as an executive, entrepreneur and producer. Most recently, Nash served as a strategic advisor to Warner Music Group (WMG), as well as several digital media startups and new technology companies. Prior to that, he served as an executive at WMG from 2000 to 2011, rising to the role of Executive Vice President of Digital Strategy and Business

Development where he oversaw WMG's worldwide new media projects, strategic relationships and business development activities.

Before joining WMG, Nash was the Executive Director of the Madison Project, the music industry's first digital distribution trial. From 1994 to 1997, Nash was founding CEO of Inscape, an interactive entertainment and games publishing joint venture between WMG and HBO that produced titles with artists such as William S. Burroughs, DEVO, Thomas Dolby and The Residents. Prior to that, Nash served as Director of The Criterion Collection, working closely with directors and artists such as Robert Altman, David Bowie, Terry Gilliam and Louis Malle.



Will Tanous

EXECUTIVE VICE PRESIDENT, CHIEF ADMINISTRATIVE OFFICER

Will Tanous plays a key role in the development of the company's business strategy, overseeing several major strategic and corporate endeavors, as well as managing worldwide external and internal communications, global public policy, investor and government relations, event functions and global impact.

Prior to joining UMG in 2013, Tanous served as Executive Vice President of Communications & Marketing for Warner Music Group where he was central in all of the company's major corporate initiatives, including: the sale of WMG to Access Industries, Inc.; WMG's initial public offering on the New York Stock Exchange in 2005; and the sale of WMG by Time Warner Inc. to a private equity consortium. In 2019, he was awarded the prestigious Ellis Island Medal of Honor, which is presented annually to U.S. citizens "who have distinguished themselves within their own ethnic groups while exemplifying the values of the American way of life". Tanous is a graduate of Georgetown University in Washington D.C. and serves on the board of the Recording Industry Association of America.



Vincent Vallejo

DEPUTY CHIEF EXECUTIVE OFFICER, CORPORATE AND EXECUTIVE DIRECTOR

Based at the Company's corporate headquarters in Hilversum, The Netherlands, Vincent Vallejo is in the lead of a number of corporate initiatives related to the Company's listing on the Euronext NV in Amsterdam. Vallejo joined UMG in 2021 and has worked closely across UMG matters ever since he joined Vivendi in 1998, where he served most recently as SVP, Audit & Special Projects. Prior to joining Vivendi, Vallejo held positions at AGF-ALLIANZ in France (where he was Deputy CFO) and Ernst & Young in Paris and Madrid. He received an MBA from Montpellier University and a Master of Science from Cornell-Essec, CergyPontoise, France.

Case 5:24-cv-03811-EKL Document 179-57 Filed 09/22/26 Page 287 of 296 PageID #: 129679

BIOGRAPHIES OF THE BOARD OF DIRECTORS

Sir Lucian Grainge

Male, Age: 66, Nationality: British
CHAIRMAN AND CHIEF EXECUTIVE OFFICER AND EXECUTIVE DIRECTOR

Sir Lucian has transformed Universal Music Group (UMG) into the most successful company in the history of the music industry by pioneering new approaches to signing and developing the most successful recording artists and songwriters and championing innovative business models with a wide range of media and technology partners. For more than two decades, UMG has been the No. 1 music company in the world. Over the span of four decades at UMG, Sir Lucian has signed and worked with many worldwide stars including ABBA, Andrea Bocelli, Sabrina Carpenter, Eminem, Elton John, Lady Gaga, Kendrick Lamar, The Rolling Stones, Taylor Swift, U2 and Amy Winehouse, among many others. In 2011, he led UMG's successful acquisition of the recorded music assets of the legendary British music company EMI, revitalizing its iconic Capitol Records, and, in the process, further strengthening UMG's position as the global leader in music. Billboard magazine has listed Sir Lucian a record eight times at No. 1 on the publication's annual Power 100 list of the most influential music executives and Variety magazine has ranked him among the Top 10 most powerful executives in the global entertainment industry. A native of London, Sir Lucian was bestowed with a knighthood in 2016 by Her Majesty Queen Elizabeth II in the Queen's 90th Birthday Honours list for accomplishments in the music industry and leadership through its challenging times, contributions to British business and inward investment, as well as his development of innovative business models, technology and media partnerships that have expanded UMG's global presence. In 2020, Sir Lucian received a star on the Hollywood Walk of Fame. Sir Lucian lives in Los Angeles with his wife and has three children. He serves on the board of Northeastern University in Boston, Massachusetts.

Vincent Vallejo

Male, Age: 65, Nationality: French
DEPUTY CHIEF EXECUTIVE OFFICER, CORPORATE AND EXECUTIVE DIRECTOR

Based at the Company's corporate headquarters in Hilversum, The Netherlands, Vincent Vallejo is in the lead of a number of corporate initiatives related to the Company's listing on the Euronext NV in Amsterdam. Vallejo joined UMG in 2021 and has worked closely across UMG matters ever since he joined Vivendi in 1998, where he served most recently as SVP, Audit & Special Projects. Prior to joining Vivendi, Vallejo held positions at AGF-ALLIANZ in France (where he was Deputy CFO) and Ernst & Young in Paris and Madrid. He received an MBA from Montpellier University and a Master of Science from Cornell-Essec, CergyPontoise, France.

Sherry Lansing

Female, Age: 81, Nationality: American
CHAIRMAN OF THE BOARD AND NON-EXECUTIVE DIRECTOR

Sherry Lansing is the founder and CEO of The Sherry Lansing Foundation, an organization dedicated to funding and raising awareness for cancer research, health, public education, and encore career opportunities. Lansing has extensive knowledge of the creative industries, including but not limited to audio and visual content. During a nearly 30-year career in the motion picture business, Lansing was involved in the production, marketing, and distribution of more than 200 films, including Academy Award winners *Forrest Gump*, *Braveheart,* and *Titanic*. In 1980, she became the first woman to head a major film studio when she was appointed President of 20th Century Fox. Later, as an independent producer, she was responsible for such successful films as *Fatal Attraction*, *The Accused*, *School Ties*, *Indecent Proposal*, and *Black Rain*. Returning to the executive ranks in 1992, Lansing was named Chairman and CEO of Paramount Pictures and began an unprecedented tenure that lasted more than 12 years. Lansing graduated cum laude with a Bachelor of Science Degree from Northwestern University in 1966.

Margaret Frerejean-Taittinger

Female, Age: 40, Nationality: American
VICE-CHAIRMAN OF THE BOARD AND NON-EXECUTIVE DIRECTOR

Margaret Frerejean-Taittinger is the co-founder of French Bloom, a company that specializes in organic alcohol-free sparkling wines. Serving as Chief Marketing Officer, Frerejean-Taittinger has successfully positioned French Bloom as the market leader of the super-premium 0.0% category

with presence in more than 60 markets. Previously, she served as International Development Manager for the Michelin Guide, the renowned restaurant rating system that publishes its yearly selections in over 35 countries. In this role, Frerejean-Taittinger led the expansion of the Michelin Guide working towards doubling its international footprint over a period of five years. Prior to Michelin, she served as the Director of Communications and Marketing for Laboratories Surface-Paris, a beauty company that specializes in cosmeceutical skincare. Frerejean-Taittinger also spent eight years in the international development field, addressing cross-sector challenges to sustainable development with a focus on education and micro-finance in East Africa. Frerejean-Taittinger holds a Master of Development Practice from l'Institut d'Études Politiques de Paris (Sciences Po), where she graduated summa cum laude.

Cathia Lawson-Hall

Female, Age: 54, Nationality: French and Togolese
NON-EXECUTIVE DIRECTOR

Cathia Lawson-Hall founded CAT, a strategic advisory firm, specialising in corporate and financial strategy, mergers and acquisitions, restructurings and complex operations in Africa, following a 25-year career in investment banking, She previously held senior leadership positions at Société Générale, notably as Head of Coverage and Investment Banking for Africa and Head of Debt Capital Markets for corporates in France, Belgium and Luxembourg. Lawson-Hall is also a member of the Board of Directors of Havas N.V., Endeavour Mining Plc and Eurazeo S.E. and currently also serves on the Supervisory Board of Vivendi S.E., although her mandate will end in April 2026. She also sits on the Board of Amis du Centre Pompidou, the association of patrons contributing to the enrichment of the museum's collections. Lawson-Hall has received several distinctions, including Manager of the Year at the La Tribune Women's Awards (2015), the Diversity Award - Career Path from the Club XXIe-Siècle (2017), and has been named among the "100 Women of Culture of the Year" (2025). Lawson-Hall holds a Master's degree and a postgraduate degree in Finance from Paris Dauphine University.

Eric Sprunk

Male, Age 62, Nationality: American
NON-EXECUTIVE DIRECTOR

Eric Sprunk is a global consumer-retail industry leader with more than 25 years' experience delivering outstanding financial results, creating shareholder value and building loyal, high-performance teams. He most recently served as the Chief Operating Officer of Nike from 2013 to 2020, where he led a globally distributed team of 25,000+ Nike employees and an additional 1,200,000 contract employees responsible for its robust and innovative global supply chain, demand/supply planning, procurement, corporate real estate and workplaces and IT/technology for the global enterprise. During his 27 years at Nike, he held various executive positions of increasing responsibility, including EVP, Global Product & Merchandising from 2008 to 2013 and EVP & GM, Global Footwear from 2001 to 2008. As COO, he drove the digital transformation of the company to be consumer direct. He currently serves as a member of the Board of Directors of General Mills and Recreational Equipment, Inc. Sprunk has a Bachelor's degree in Business Administration and Accounting from the University of Montana.

Haim Saban

Male, Age 81, Nationality: American and Israeli
NON-EXECUTIVE DIRECTOR

Haim Saban is an entrepreneur with more than four decades of experience building successful media and telecommunication businesses. He is the Chairman and CEO of Saban Capital LLC, a private Los Angeles-based investment firm that spans operations in real estate, venture capital, film and music. In partnership with News Corp. and Rupert Murdoch, Saban co-founded Fox Family Worldwide in 1996, creating a global television, broadcasting, production, distribution and merchandising company. In 2001, Walt Disney Co. acquired Fox Family for an enterprise value of USD 5.3 billion. Saban founded Saban Capital Group (SCG) and led an investor group in 2003 to buy a controlling stake in ProSiebenSat.1 Media, Germany's largest broadcaster. He served as Chairman of its Supervisory Board and in 2007 oversaw the sale of the controlling stake to KKR and Permira

at a USD 7.5 billion valuation, representing five times the initial investment. In 2005, SCG and Apax Partners acquired a controlling stake in Bezeq, Israel's largest telecom company, which they sold to Eurocom Group at a valuation of more than four-and-a-half times the initial investment five years later. SCG led the acquisition in 2007 of Univision Communications, the leading Spanish-language media company in the U.S. for which Saban served as Chairman. SCG continues to make minority and controlling investments in early stage private and public companies, including Epic Games, Keshet, Kite Pharma and Roblox, among others; feature film distribution through Saban Films; and private equity investments in companies, including Celestial Tiger.

James Mitchell

Male, Age: 52, Nationality: British
NON-EXECUTIVE DIRECTOR

James Mitchell is a Senior Executive Vice President and Chief Strategy Officer of Tencent Holdings Limited (HKEX: 0700), where he has worked since July 2011. He is a director of certain listed companies including Frontier Developments Plc (AIM: FDEV) and Tencent Music Entertainment Group (NYSE: TME, HKEX: 1698), and of various unlisted companies. He was previously Chairman of the Board of China Literature Limited (HKEX: 0772). Prior to joining Tencent, Mitchell was a Managing Director at Goldman Sachs. Mitchell received a Bachelor of Arts degree from Oxford University and holds a Chartered Financial Analyst certification.

Luc Van Os

Male, Age: 59, Nationality: Dutch
NON-EXECUTIVE DIRECTOR

Luc van Os is co-owner of Misset Uitgeverij, a B2B publisher of multi-media brands for the agricultural sector, and of Rendement Uitgeverij, a B2B multi-media publisher specialized in HR, fiscal and salary information. Previously, he served for 12 years as CEO of Hearst Netherlands and its predecessors, home to titles including *Harper's Bazaar*, *Elle*, *Quote* and *Cosmopolitan*. Prior to serving as CEO, he held different leadership roles at Hearst and its predecessors, Hachette Filipacchi Media and Quote Media. Under his leadership, Hearst became the largest upscale magazine publisher in the Netherlands. Van Os is also a member of the Supervisory Board of VNO-NCW, the national employers association in the Netherlands.

Mandy Ginsberg

Female, Age: 56, Nationality: American
NON-EXECUTIVE DIRECTOR

Mandy Ginsberg is an operating partner at Advent International, one of the largest global private equity investment firms. An accomplished leader with extensive online consumer acumen, Ginsberg played various roles over fourteen years at Interactive Corp and Match Group, a portfolio of industry leading digital dating platforms. She served as CEO of Match Group Americas from 2016 to 2018 and ultimately served as CEO of the publicly listed entity Match Group from 2018 to 2020 leading its 45 global dating companies, including Tinder, Match.com, OkCupid, and Hinge. As CEO of Match Group, she drove a period of tremendous subscriber and revenue growth and more than doubled the company's enterprise value. During her tenure, she led the company's expansion in North America and overseas, both through organic growth and acquisitions, including the 2018 purchase of relationship-focused platform Hinge. Ginsberg has held roles within the IAC portfolio of digital companies since 2006. This includes tenures as an EdTech CEO of both The Princeton Review and Tutor.com from 2013 to 2015 and CEO of Match.com North America from 2008 to 2012. She currently serves on the Board of Directors at Flo Health, Uber Technologies and ThredUp, and previously served as a director at Match Group, J.C. Penney Company and Care.com. Ginsberg holds an MBA from The Wharton School of the University of Pennsylvania and a BA from the University of California, Berkeley.

Nicole Avant

Female, Age: 58, Nationality: American
NON-EXECUTIVE DIRECTOR

Nicole Avant is a best-selling author and an award winning film producer. She served as the 13th U. S. Ambassador to The Bahamas after being nominated by President Barack Obama and unanimously

confirmed by the U. S. Senate, becoming the youngest as well as the first African American woman to hold the position. In addition to her international diplomatic work, Ambassador Avant brings deep commercial insight and knowledge of the media and entertainment industries having worked in the music business for over 25 years and serving as Vice President of Interior Music Publishing, founded by her father, entertainment mogul, Clarence Avant. Ambassador Avant currently focuses her efforts in film and television production and has produced critically acclaimed and award winning films including the *The Six Triple Eight*, *The Black Godfather* and *Trees of Peace*. Throughout her career, Ambassador Avant has also pursued an array of business and philanthropic ventures and is a Board Trustee at LACMA. Ambassador Avant graduated with a Bachelor of Arts degree in Communications from California State University, Northridge.

Case 5:24-cv-03811-EKL Document 179-57 Filed 09/22/26 Page 291 of 296 PageID #: 129683

DEFINITIONS

In this Annual Report release, UMG presents certain financial measures when discussing UMG's performance that are not measures of financial performance or liquidity under IFRS ("non-IFRS"). These non-IFRS measures (also known as alternative performance indicators) are presented because management considers them important supplemental measures of UMG's performance and believes that they are widely used in the industry in which UMG operates as a means of evaluating a company's operating performance and liquidity. UMG believes that an understanding of its sales performance, profitability, financial strength and funding requirements is enhanced by reporting the following non-IFRS measures. All non-IFRS measures should be considered in addition to, and not as a substitute for, IFRS measures of operating and financial performance as presented in UMG's Consolidated Financial Statements and the related Notes. In addition, it should be noted that other companies may have definitions and calculations for these non-IFRS measures that differ from those used by UMG, thereby affecting comparability.

EBITDA and EBITDA margin

UMG considers EBITDA and EBITDA margin, non-IFRS measures, to be relevant measures to assess its operating performance. It excludes restructuring expenses, which may impact period-to-period comparability. EBITDA margin is EBITDA divided by revenue.

To calculate EBITDA, the accounting impact of the following items are excluded from Operating Profit:

1. amortisation of intangible assets;
2. impairment of goodwill and other intangibles;
3. depreciation of tangible assets including right of use assets;
4. (gains)/losses on the sale of tangible assets, including right of use assets and intangible assets; and
5. restructuring expenses.

Adjusted EBITDA and Adjusted EBITDA margin

The difference between EBITDA and Adjusted EBITDA consists of non-cash share-based compensation expense and certain one-time items, that are deemed by management to be significant and incidental to normal business activity. Adjusted EBITDA margin is Adjusted EBITDA divided by revenue.

UMG considers Adjusted EBITDA and Adjusted EBITDA margin, non-IFRS measures, to be relevant measures to assess its operating performance and performance of its operating segments excluding items that may be incidental to normal business activity and excluding non-cash share based compensation which may impact period-to-period comparability.

Case 5:24-cv-03811-EKL Document 679-57 Filed 09/22/26 Page 292 of 296 PageID #: 129684

Adjusted Net Profit/Adjusted Net Profit per share

UMG uses Adjusted Net Profit as the basis for Adjusted Net Profit Per Share both of which are non-IFRS financial measures. UMG considers Adjusted Net Profit and Adjusted Net Profit Per Share to be relevant measures to represent profitability as it removes the impact of unusual or non-recurring items. Adjusted net profit and Adjusted Net Profit Per Share may be subject to limitations as an analytical tool for investors, as they exclude certain unusual or non-recurring items or items that impact year on year comparability and therefore does not reflect the expense associated with such items, which may be significant and have a significant effect on UMG's net profit.

The accounting impact of the following items are excluded from Net profit attributable to equity holders of the parent:

1. amortisation of catalogues;
2. impairment of goodwill and intangible assets;
3. financial income and expenses, excluding interest and income from investments;
4. restructuring expenses;
5. earnings from discontinued operations;
6. non-cash share-based compensation expense;
7. certain one-time items that are deemed by management to be significant and incidental to normal business activity;
8. income tax impact on the above adjustments;
9. other income taxes adjusting items that are deemed by management to be significant and incidental to normal business activity; and
10. adjustments attributable to non-controlling interests.

Adjusted Net Profit Per Share is defined as Adjusted Net Profit divided by the weighted average number of shares outstanding during the period. UMG presents both basic and diluted Adjusted Net Profit Per Share.

Adjusted Net Profit Per Share — basic is calculated by dividing Adjusted Net Profit by the weighted average number of shares outstanding during the period. Adjusted Net Profit Per Share — diluted is calculated by dividing Adjusted Net Profit by the weighted average number of shares outstanding during the period, adjusted for the effects of all potentially dilutive shares, which comprise share rights and options granted to employees.

Financial Net Debt

UMG considers Financial Net Debt, a non-IFRS measure, to be a relevant indicator of the group's liquidity and capital resources. UMG management uses this indicator for reporting, management and planning purposes. Financial Net Debt is calculated as:

1. the value of borrowings at amortised cost as reported in the Consolidated Statement of Financial Position.

Less the sum of:

1. cash and cash equivalents, as reported in the Consolidated Statement of Financial Position, including (i) cash in banks and deposits, whether or not compensated, corresponding to cash, and (ii) money market funds;
2. cash management financial assets, included in the Consolidated Statement of Financial Position under "Other current financial assets", relating to financial investments, which do not satisfy the criteria for classification as cash equivalents set forth in IAS 7;
3. derivative financial instruments, net (assets and liabilities) where the underlying instruments are Financial Net Debt items, as well as cash deposits securing borrowings included in the Consolidated Statement of Financial Position under "Other current financial assets";

Case 5:24-cv-03811-EKL Document 179-57 Filed 09/22/26 Page 298 of 296 PageID #: 129685

Free Cash Flow

UMG defines Free Cash Flow as net cash provided by/(used for) operating activities plus net cash provided by/(used for) investing activities, less repayment of lease liabilities and related interest expense, interest paid, net and other cash items related to financing activities. UMG considers Free Cash Flow, a non-IFRS measure, to be a relevant indicator of its cash flow generated to fund dividend payments and repayment of debt. Free Cash Flow is not a measure of performance calculated in accordance with IFRS and therefore it should not be considered in isolation of, or as a substitute for cash flow provided by operating activities as a measure of liquidity. Free Cash Flow, as we calculate it, may not be comparable to similarly titled measures employed by other companies. In addition, Free Cash Flow does not necessarily represent funds available for discretionary use and is not necessarily a measure of our ability to fund our cash needs.

Reconciliation of net profit attributable to equity holders of the parent to adjusted net profit

	Year ended, December 31	
(millions of euros)	2025	2024
Net profit attributable to equity holders of the parent[1]	1,533	2,086
Financial income and expenses, excluding interest and income from investments	(187)	(1,177)
Non-cash share-based compensation expense	227	329
Certain one-time items[2]	47	-
Restructuring expense	95	169
Impairment of intangible assets	3	2
Amortisation of catalogues	256	245
Income tax on adjustments	(93)	128
Other income taxes adjusting items	26	-
Adjusted Net Profit	1,907	1,782

1 As reported in the Consolidated Statement of Profit or Loss
2 Certain one-time items consists of US listing preparation costs, certain M&A advisory costs and interest expense in relation to the other income taxes adjusting items.

Adjusted net profit per share

(millions of euros)	Year ended December 31, 2025		2024	
	basic	*diluted*	*basic*	*diluted*
Adjusted net profit	1,907	1,907	1,782	1,782
Number of shares[1]				
Weighted average number of shares outstanding	1,833	1,833	1,827	1,827
Potential dilutive effects related to sharebased compensation	-	20	-	25
Adjusted weighted average number of shares	1,833	1,853	1,827	1,852
Adjusted net profit per share (in euros)	1.04	1.03	0.98	0.96

1 As reported in Note 8 of the Consolidated Financial Statements.

Net cash provided by operating activities - Adjustments

Operating profit includes certain non-cash items that are adjusted to get to the Net cash provided by operating activities as follows:

(millions of euros)	Year ended, December 31 2025	2024
Amortisation and depreciation expense	446	409
Non-cash share-based compensation expense, net of employees tax withheld	111	131
Impairment on intangible assets	3	2
Changes in provisions, net	(48)	1
(Gain)/loss on sale of assets	(4)	(23)
Adjustments	508	520

CAUTIONARY NOTICE

Forward-looking statements

This Annual Report may contain statements that constitute forward-looking statements relating to UMG's financial condition, results of operations, business, strategy and plans, and the industry in which UMG operates. Such forward-looking statements may be identified by the use of words such as 'profit forecast', 'expect', 'estimate', 'project', 'anticipate', 'should', 'intend', 'plan', 'probability', 'risk', 'target', 'aspiration', 'objective', 'will', 'endeavour', 'optimistic', 'prospects' and similar expressions or variations on such expressions or the negative of such expressions, or by the forward-looking nature of discussions, or by context. Although UMG believes that such forward-looking statements are based on reasonable assumptions, they are not guarantees of future performance. Actual results may differ materially from such forward-looking statements as a result of a number of risks and uncertainties, many of which are related to factors that are outside UMG's control, including, but not limited to, UMG's inability to compete successfully and to identify, attract, sign and retain successful recording artists and songwriters, failure of streaming and subscription adoption or revenue to grow or to grow less rapidly than anticipated, UMG's reliance on digital service providers, UMG's inability to execute its business strategy, the global nature of UMG's operations, changes in global economic and financial conditions, UMG's inability to protect its intellectual property and against piracy, challenges related to generative AI, UMG's inability to attract and retain key personnel, UMG's restructuring and reorganization activities, UMG's acquisitions and other investments, changes in laws and regulations (and UMG's compliance therewith), UMG's inability to meet expectations with respect to ESG-related matters and the other risks described in this Annual Report. Accordingly, UMG cautions readers against placing undue reliance on such forward-looking statements. Such forward-looking statements are made as of the date of this Annual Report. UMG disclaims any intention or obligation to provide, update or revise any such forward-looking statements, whether as a result of new information, future events or otherwise.


UNIVERSAL
UNIVERSAL MUSIC GROUP